



US00D714241S

(12) **United States Design Patent**
Kanayama et al.

(10) **Patent No.:** **US D714,241 S**

(45) **Date of Patent:** **** *Sep. 30, 2014**

(54) **MOBILE INFORMATION TERMINAL**

(71) Applicant: **Fujitsu Limited**, Kawasaki (JP)

(72) Inventors: **Masaki Kanayama**, Chigasaki (JP);
Keisuke Okamura, Tokyo (JP)

(73) Assignee: **Fujitsu Limited**, Kawasaki (JP)

(*) Notice: This patent is subject to a terminal disclaimer.

(**) Term: **14 Years**

(21) Appl. No.: **29/437,380**

(22) Filed: **Nov. 15, 2012**

(30) **Foreign Application Priority Data**

May 15, 2012 (JP) 2012-011225

(51) **LOC (10) Cl.** **14-03**

(52) **U.S. Cl.**

USPC **D14/138 G**

(58) **Field of Classification Search**

USPC D14/138 G, 138 AD, 341, 346, 138 R,
D14/138 AC, 496, 203.1, 203.4, 203.7, 248,
D14/218, 439; 455/575.1, 556.2, 575.3,
455/575.4; D21/517, 333; 379/433.01,
379/433.04; D10/65, 78, 104; D13/168,
D13/103; 361/679.3, 679.56

See application file for complete search history.

(56) **References Cited**

U.S. PATENT DOCUMENTS

D578,098 S * 10/2008 Oh D14/138 AD
D580,396 S * 11/2008 Kang D14/138 G
D615,971 S * 5/2010 Chien et al. D14/341
D616,852 S * 6/2010 Kim et al. D14/138 AD
D617,293 S * 6/2010 Yoshihashi D14/138 AD

D619,556 S * 7/2010 Han et al. D14/138 G
D619,983 S * 7/2010 Fujimura et al. D14/138 G
D623,183 S * 9/2010 Hong et al. D14/341
D626,526 S * 11/2010 Lee et al. D14/138 AD

(Continued)

OTHER PUBLICATIONS

Samsung Galaxy Music S6010 telephone, announced Oct. 2012, [online], [site visited Jun. 29, 2012]. Available from Internet, <URL: http://www.gsmarena.com/samsung_galaxy_music_s6010-5026.php>.*

(Continued)

Primary Examiner — Jeffrey D Asch

(74) *Attorney, Agent, or Firm* — Staas & Halsey LLP

(57) **CLAIM**

The ornamental design for a mobile information terminal, as shown and described.

DESCRIPTION

FIG. 1 is a perspective view of front, bottom and left side of a mobile information terminal showing our new design;
FIG. 2 is a perspective view of rear, bottom and right side thereof;

FIG. 3 is a front view thereof;

FIG. 4 is a rear view thereof;

FIG. 5 is a left side view thereof;

FIG. 6 is a right side view thereof;

FIG. 7 is a top view thereof;

FIG. 8 is a bottom view thereof;

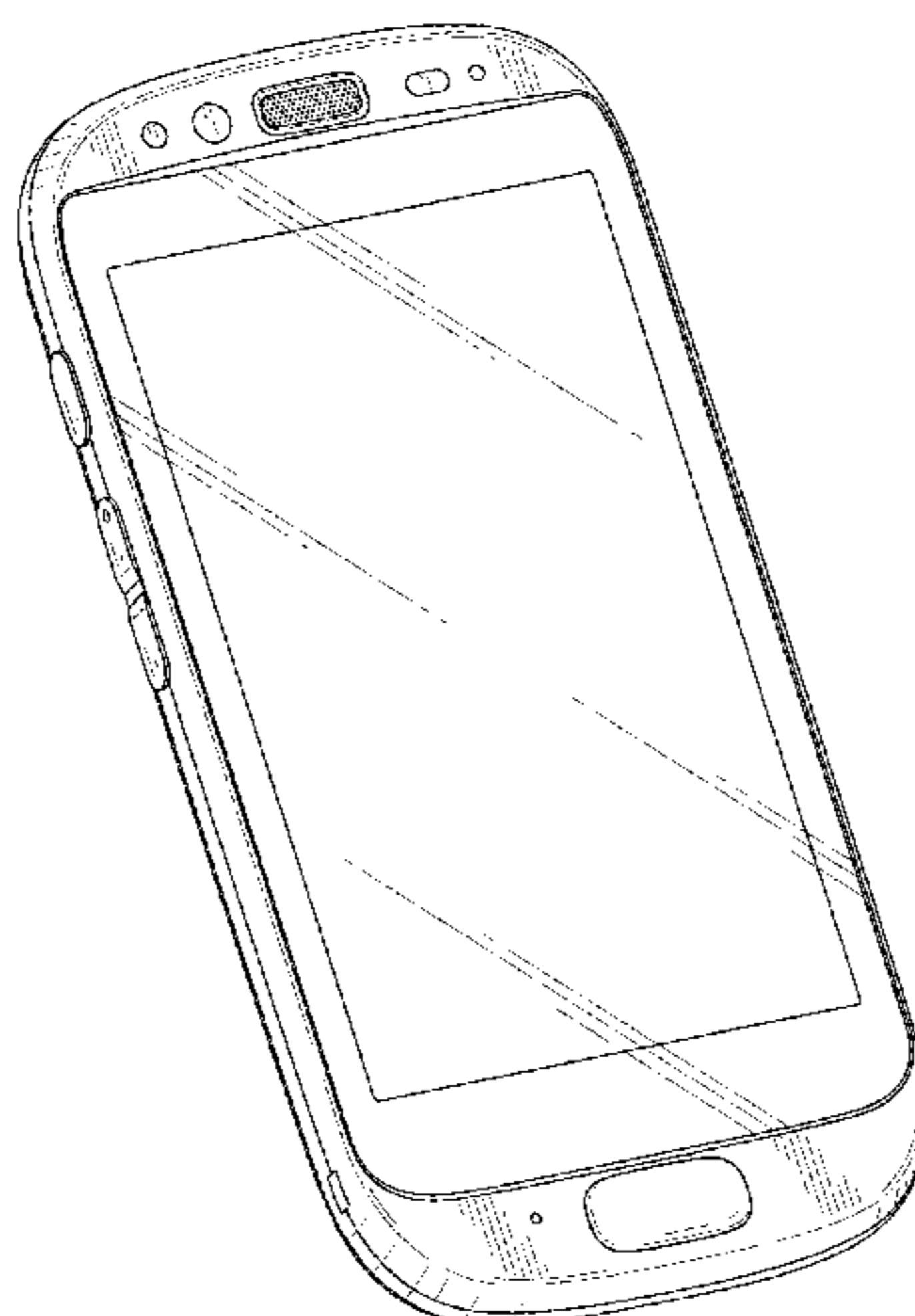
FIG. 9 is an enlarged view of A-B portion in FIG. 5;

FIG. 10 is an enlarged view of A-C portion in FIG. 5; and,

FIG. 11 is a sectional view taken along line 11-11 in FIG. 3 with an internal mechanism omitted.

The portions of the article in broken lines are shown for illustrative purposes only and form no part of the claimed design.

1 Claim, 6 Drawing Sheets



(56)

References Cited

U.S. PATENT DOCUMENTS

D627,344 S * 11/2010 Chien et al. D14/341
 D633,066 S * 2/2011 Park et al. D14/138 AD
 D640,223 S * 6/2011 Park et al. D14/138 G
 D641,331 S * 7/2011 Kim D14/138 AD
 D645,011 S * 9/2011 Min D14/138 AD
 D645,836 S * 9/2011 Choi et al. D14/138 AD
 D646,251 S * 10/2011 Park et al. D14/138 G
 D647,075 S * 10/2011 Jung D14/138 G
 D651,583 S * 1/2012 Park et al. D14/138 G
 D654,047 S * 2/2012 Kim et al. D14/138 G
 D657,763 S * 4/2012 Kim D14/138 AD
 8,253,650 B2 * 8/2012 Sip et al. 345/1.3
 D666,569 S * 9/2012 Kim et al. D14/138 AD
 D670,672 S * 11/2012 Kim D14/138 AD
 D672,738 S * 12/2012 Lau et al. D14/138 G
 D680,513 S * 4/2013 Lu et al. D14/138 G
 D682,236 S * 5/2013 Choi et al. D14/138 G

OTHER PUBLICATIONS

Samsung T746 Impact telephone, announced Jun. 2009, [online], [site visited Jun. 29, 2012]. Available from Internet, <URL: http://www.gsmarena.com/samsung_t746_impact-2870.php>.*
 Micromax X550 Qube telephone, announced 2010, [online], [site visited Jun. 29, 2012]. Available from Internet, <URL: http://www.gsmarena.com/micromax_x550_qube-3511.php>.*
 LG GS500 Cookie Plus telephone, announced Feb. 2010, [online], [site visited Jun. 29, 2012]. Available from Internet, <URL: http://www.gsmarena.com/lg_gs500_cookie_plus-3136.php>.*
 LG Town GT350 telephone, announced Feb. 2010, [online], [site visited Jun. 29, 2012]. Available from Internet, <URL: http://www.gsmarena.com/lg_town_gt350-3135.php>.*
 Japanese Office Action issued in corresponding Japanese Design Patent Application No. 2012-011344 issued Dec. 28, 2012.

* cited by examiner

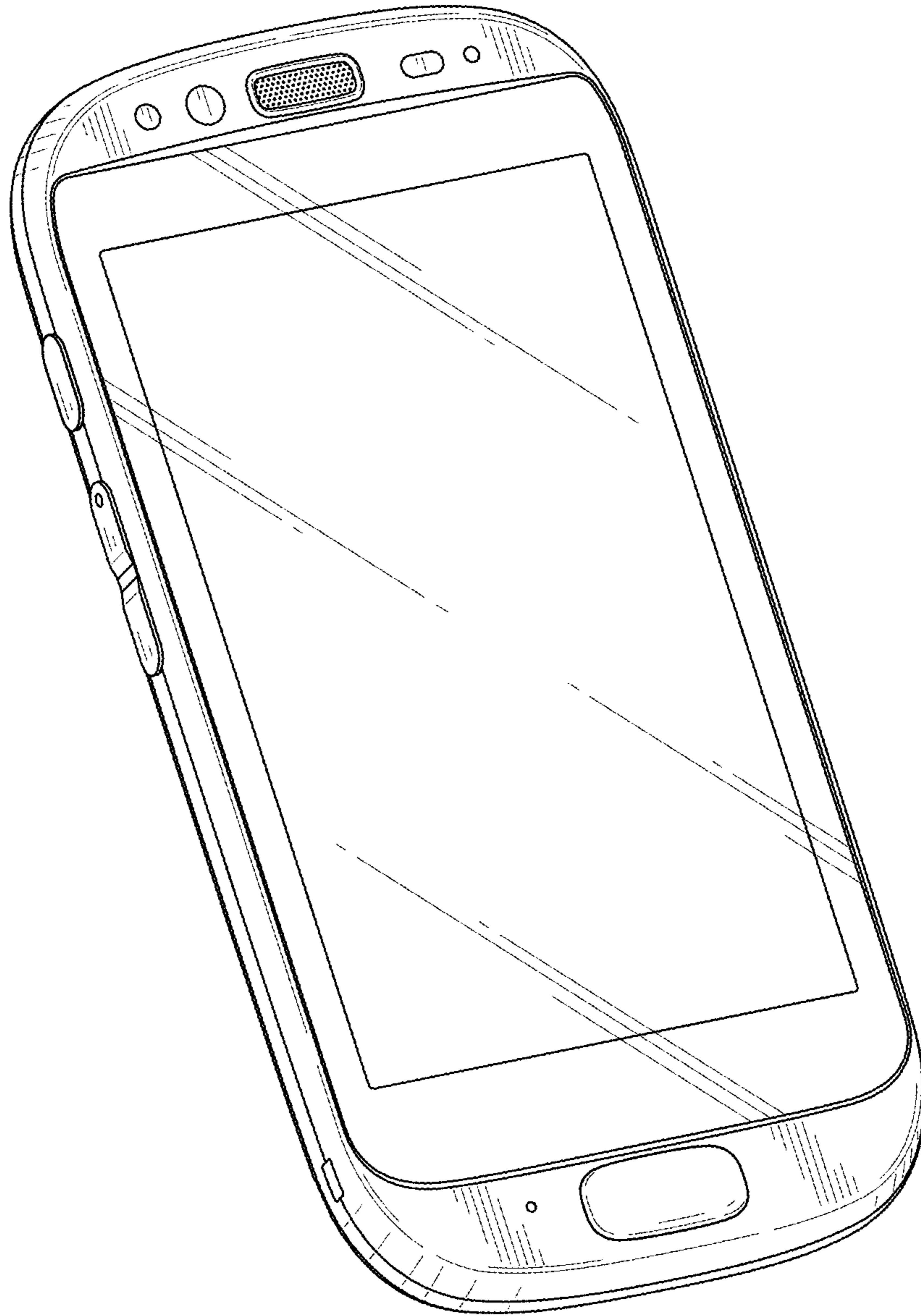


FIG. 1

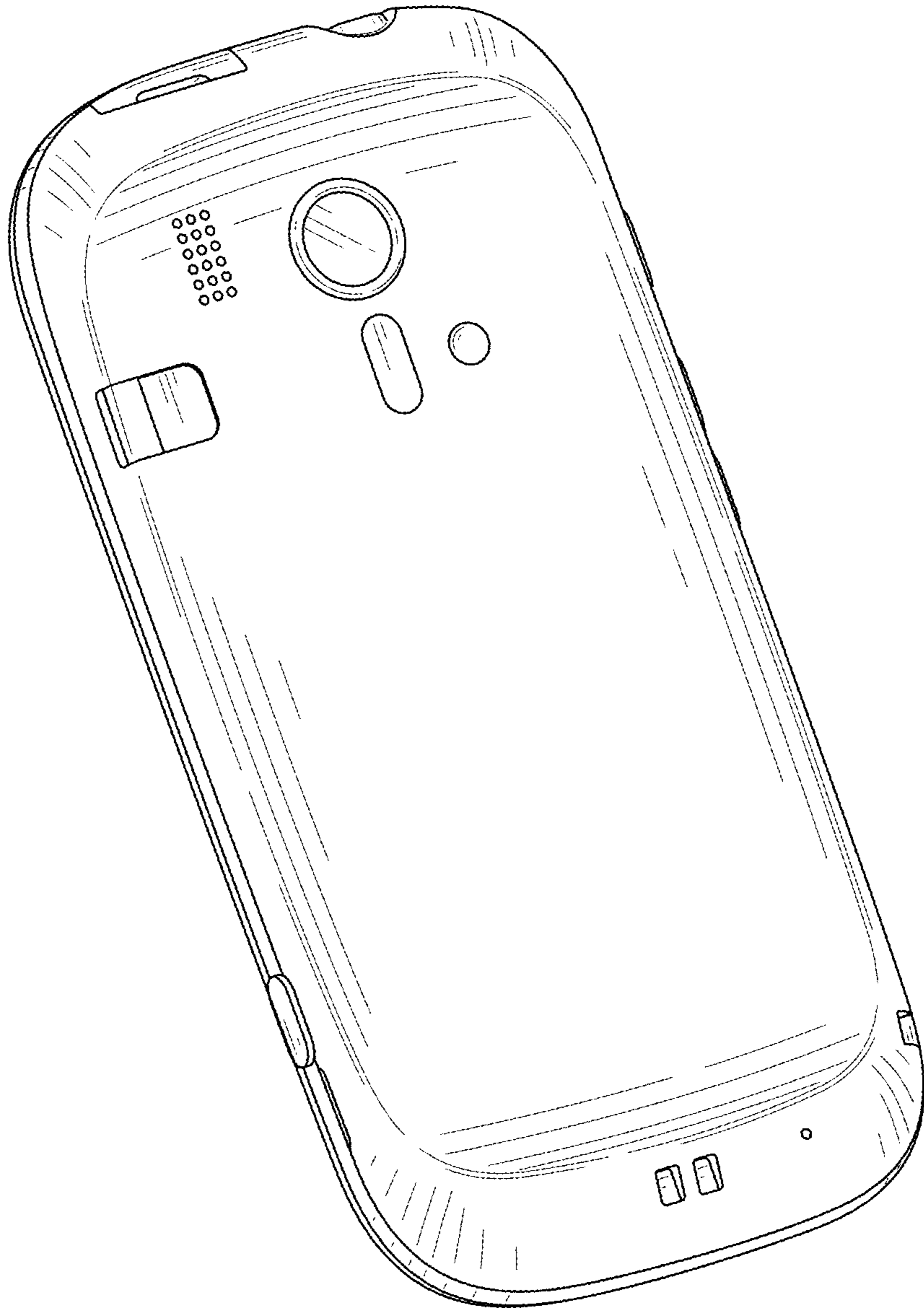
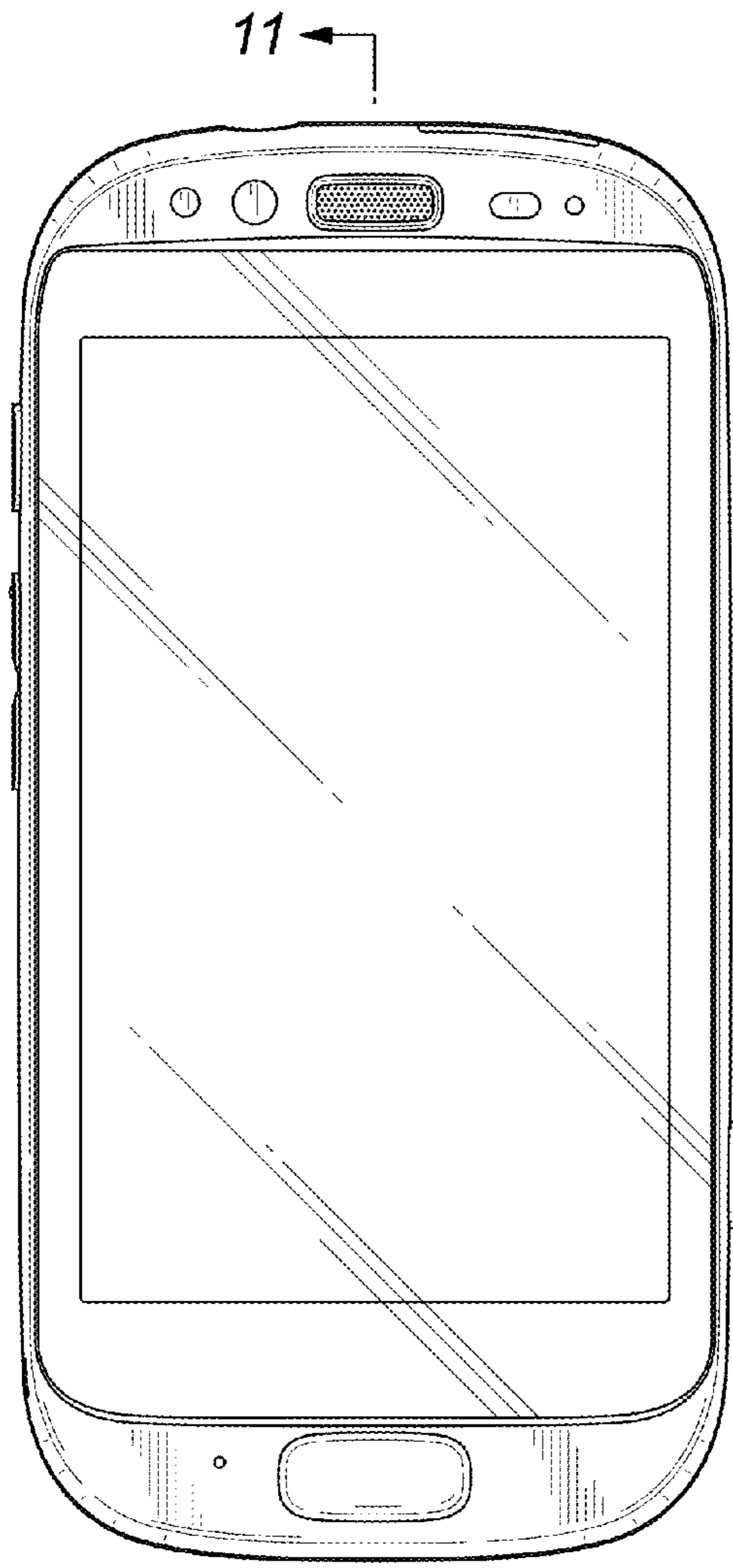


FIG. 2



11
FIG. 3

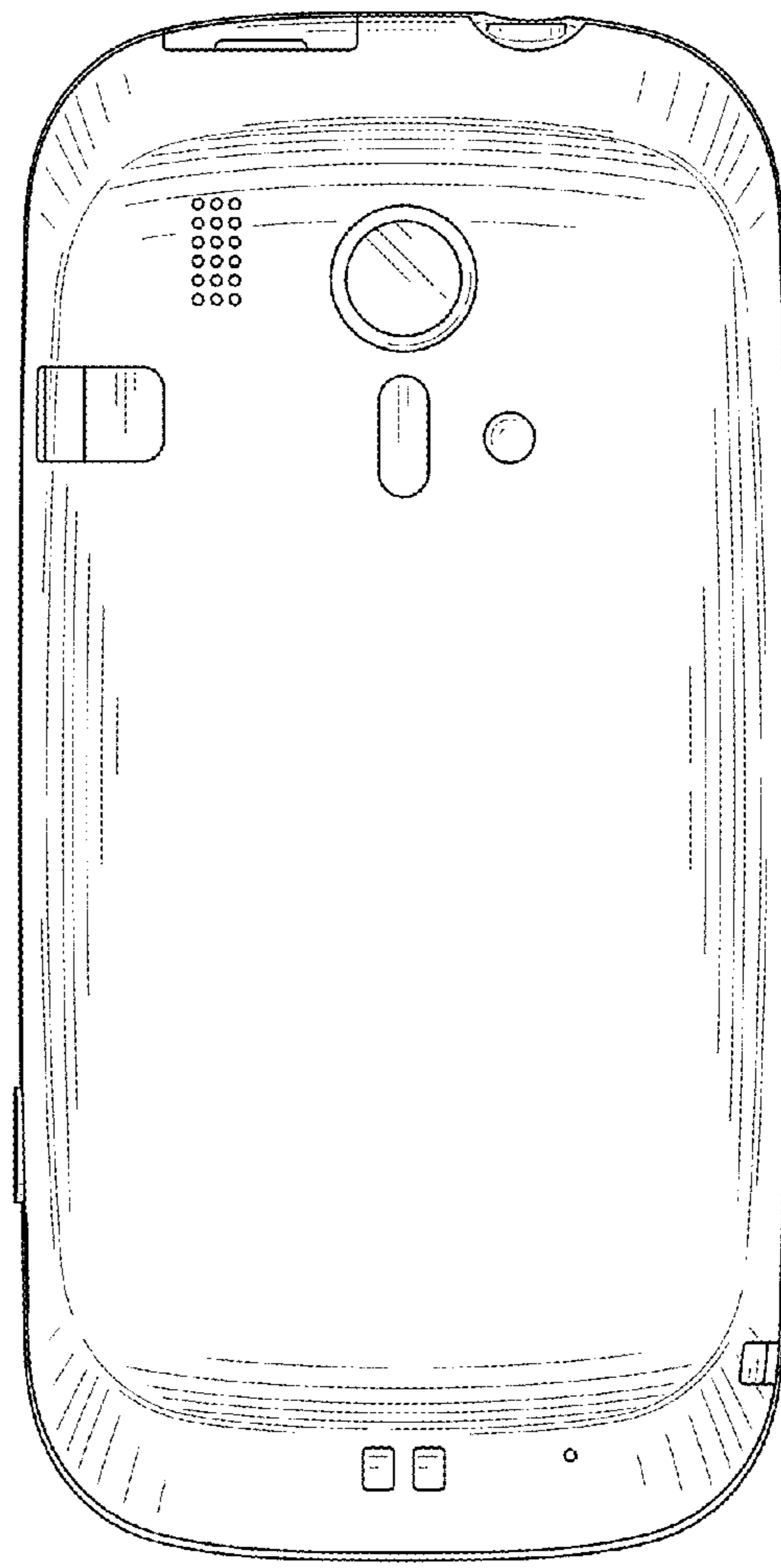


FIG. 4

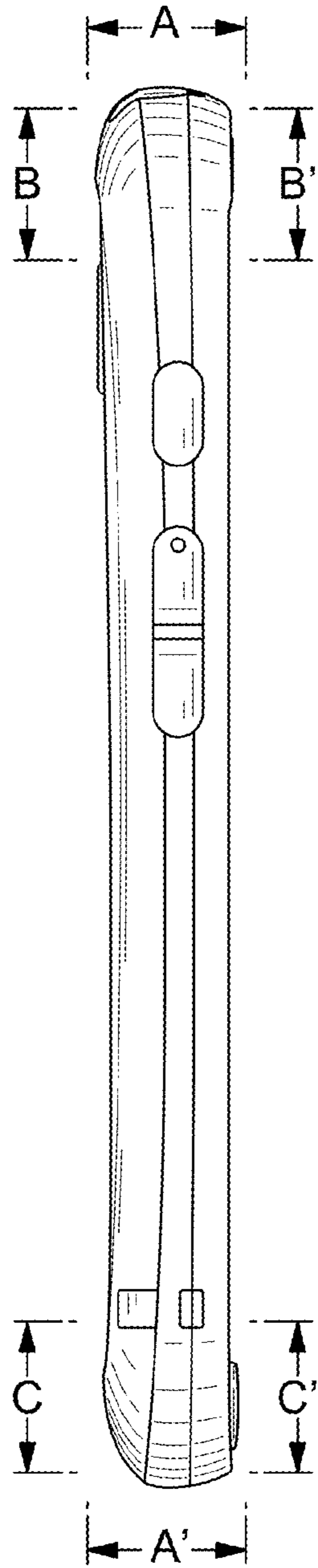


FIG. 5

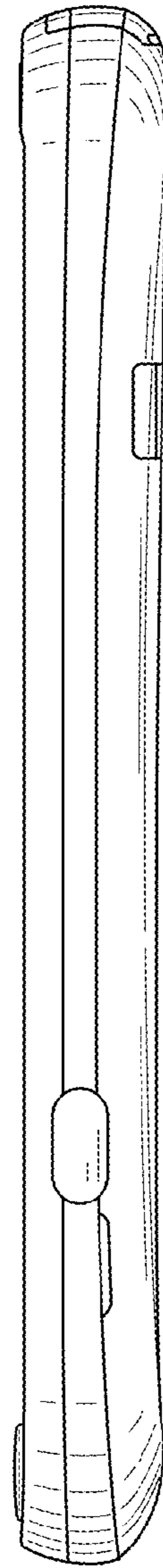


FIG. 6

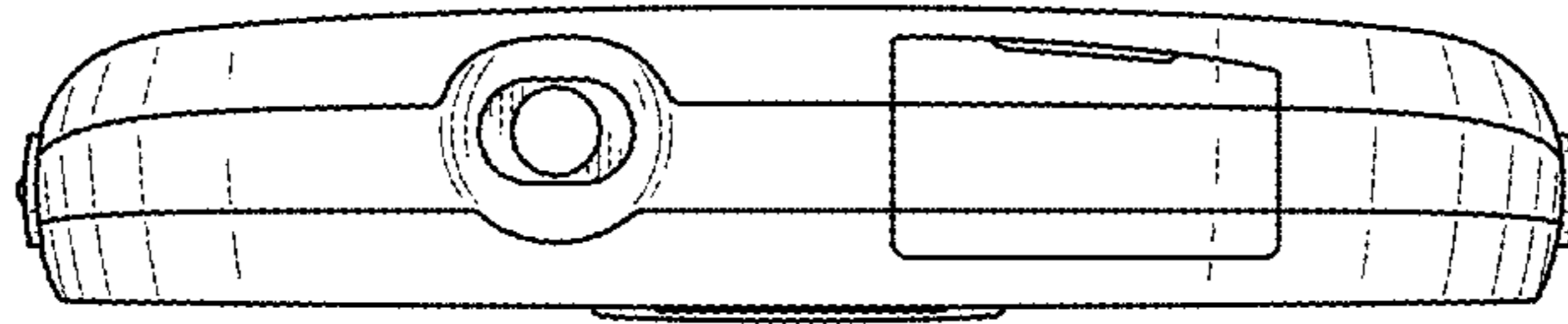


FIG. 7

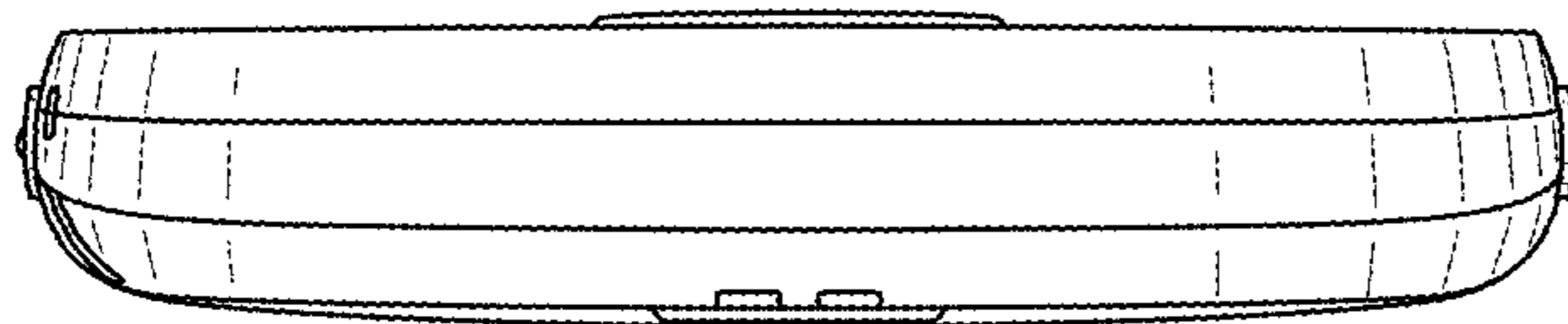


FIG. 8

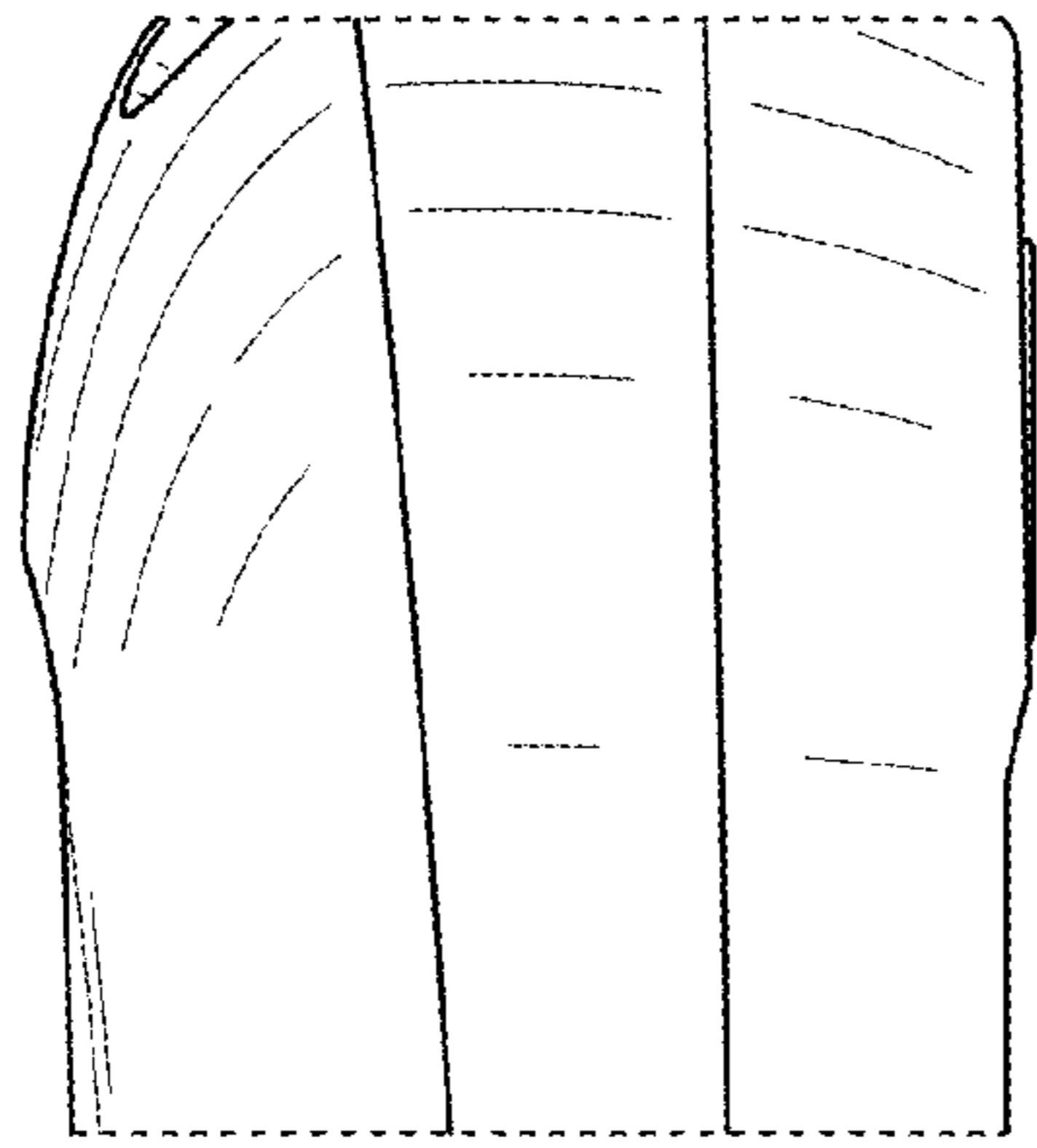


FIG. 9

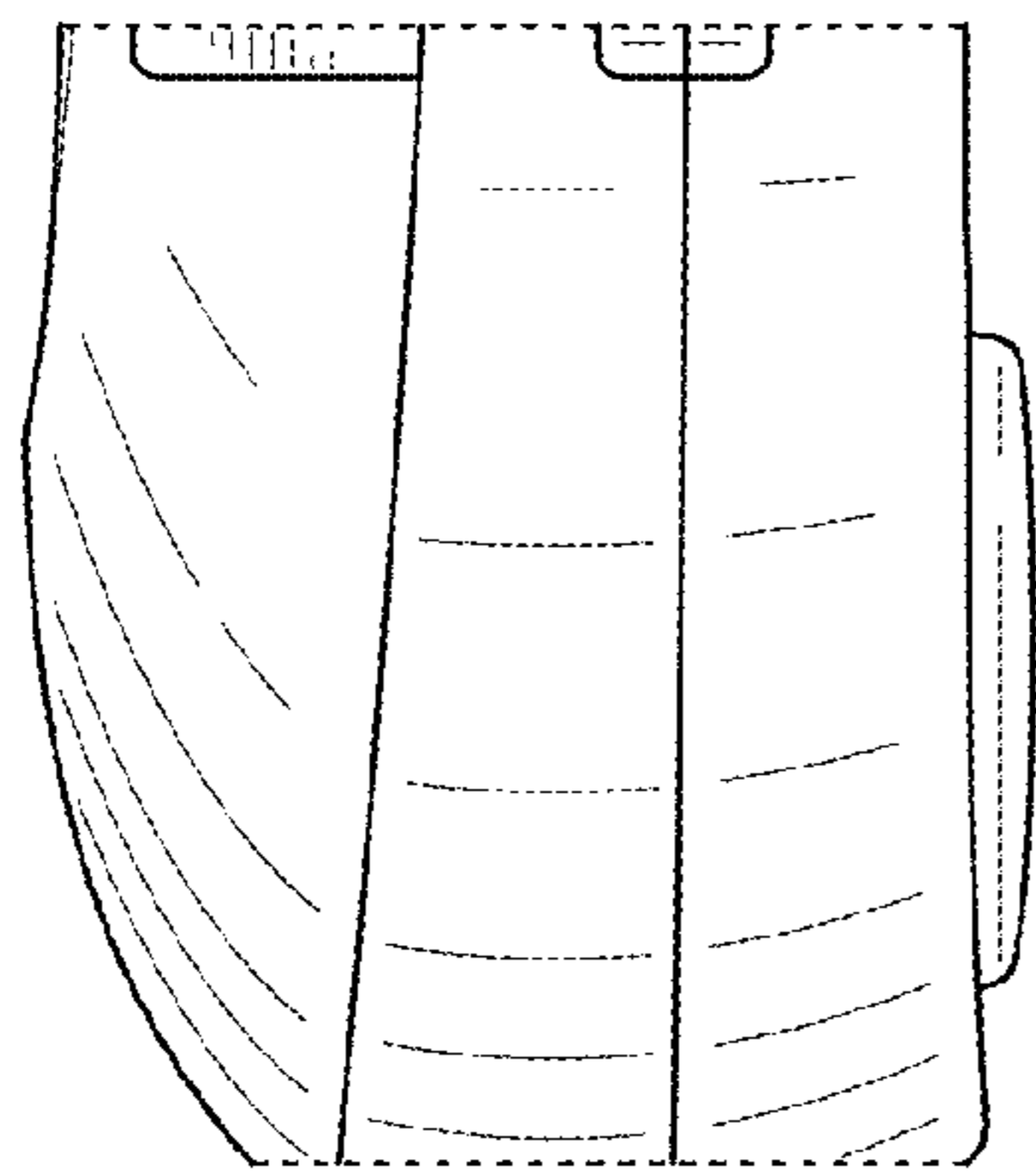


FIG. 10




FIG. 11