



US00D714228S

(12) **United States Design Patent**
Välivainio et al.

(10) **Patent No.:** **US D714,228 S**

(45) **Date of Patent:** **** *Sep. 30, 2014**

(54) **RAIL CONNECTOR FOR AN ELECTRICAL SWITCH**

(71) Applicant: **ABB Oy**, Helsinki (FI)

(72) Inventors: **Mikko Välivainio**, Vaasa (FI); **Harri Mattlar**, Iskmo (FI); **Martti Taimisto**, Vaasa (FI)

(73) Assignee: **ABB Oy**, Helsinki (FI)

(*) Notice: This patent is subject to a terminal disclaimer.

(**) Term: **14 Years**

(21) Appl. No.: **29/434,398**

(22) Filed: **Oct. 12, 2012**

(30) **Foreign Application Priority Data**

Apr. 12, 2012 (EP) 002024380

(51) **LOC (10) Cl.** **13-03**

(52) **U.S. Cl.**
USPC **D13/158**

(58) **Field of Classification Search**
USPC D8/349, 353, 354, 364, 373, 382, 394, D8/499, 72, 73; D12/42, 43, 48, 49, 51; D13/158, 173, 121, 120, 118, 139.2, D13/139.3, 146, 152, 153, 154, 199; 200/5 R, 295, 308, 310, 313, 314, 329, 200/340, 1 R, 6 R, 5 A, 296, 302.3, 315

See application file for complete search history.

(56) **References Cited**

U.S. PATENT DOCUMENTS

D175,455 S *	8/1955	Bartleman	D6/572
D186,435 S *	10/1959	Wilson	D8/395
3,293,392 A *	12/1966	Cataldo et al.	337/7
D213,963 S *	4/1969	Dinkel	D13/154
D311,487 S *	10/1990	Platt	D8/396
D575,631 S *	8/2008	Huang	D8/354
D585,515 S *	1/2009	Faifer	D22/108
D655,680 S *	3/2012	Mattlar et al.	D13/158
D679,663 S *	4/2013	Mattlar et al.	D13/158

* cited by examiner

Primary Examiner — T. Chase Nelson

Assistant Examiner — Ania Aman

(74) *Attorney, Agent, or Firm* — Buchanan Ingersoll & Rooney PC

(57) **CLAIM**

The ornamental design for a rail connector for an electrical switch, as shown and described.

DESCRIPTION

FIG. 1 is a perspective view of a rail connector for an electrical switch according to our new design.

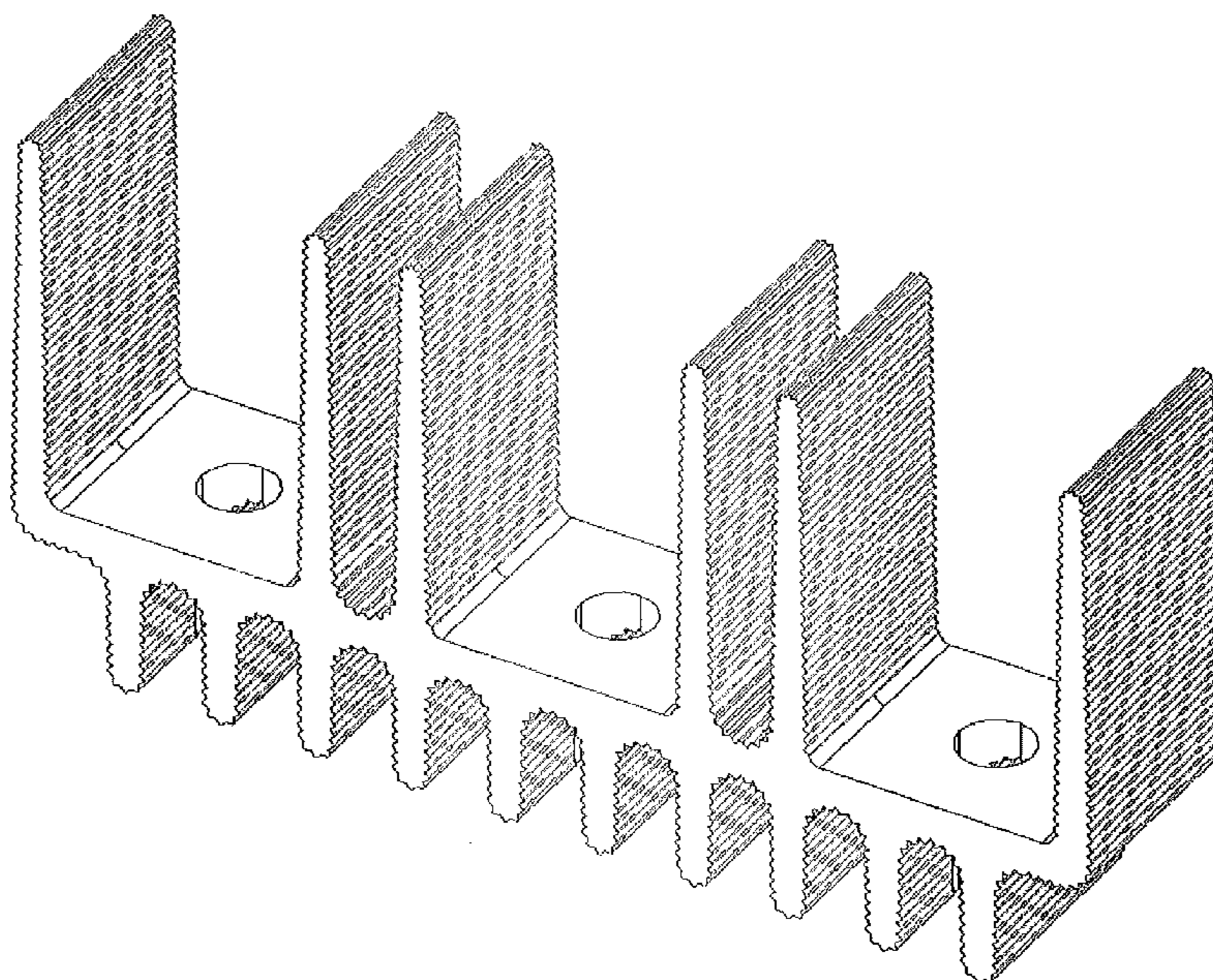
FIG. 2 is a front elevational view thereof, the rear view being a mirror image.

FIG. 3 is a left side elevational view thereof, the right side view being a mirror image.

FIG. 4 is a top plan view thereof; and,

FIG. 5 is a bottom plan view thereof.

1 Claim, 4 Drawing Sheets



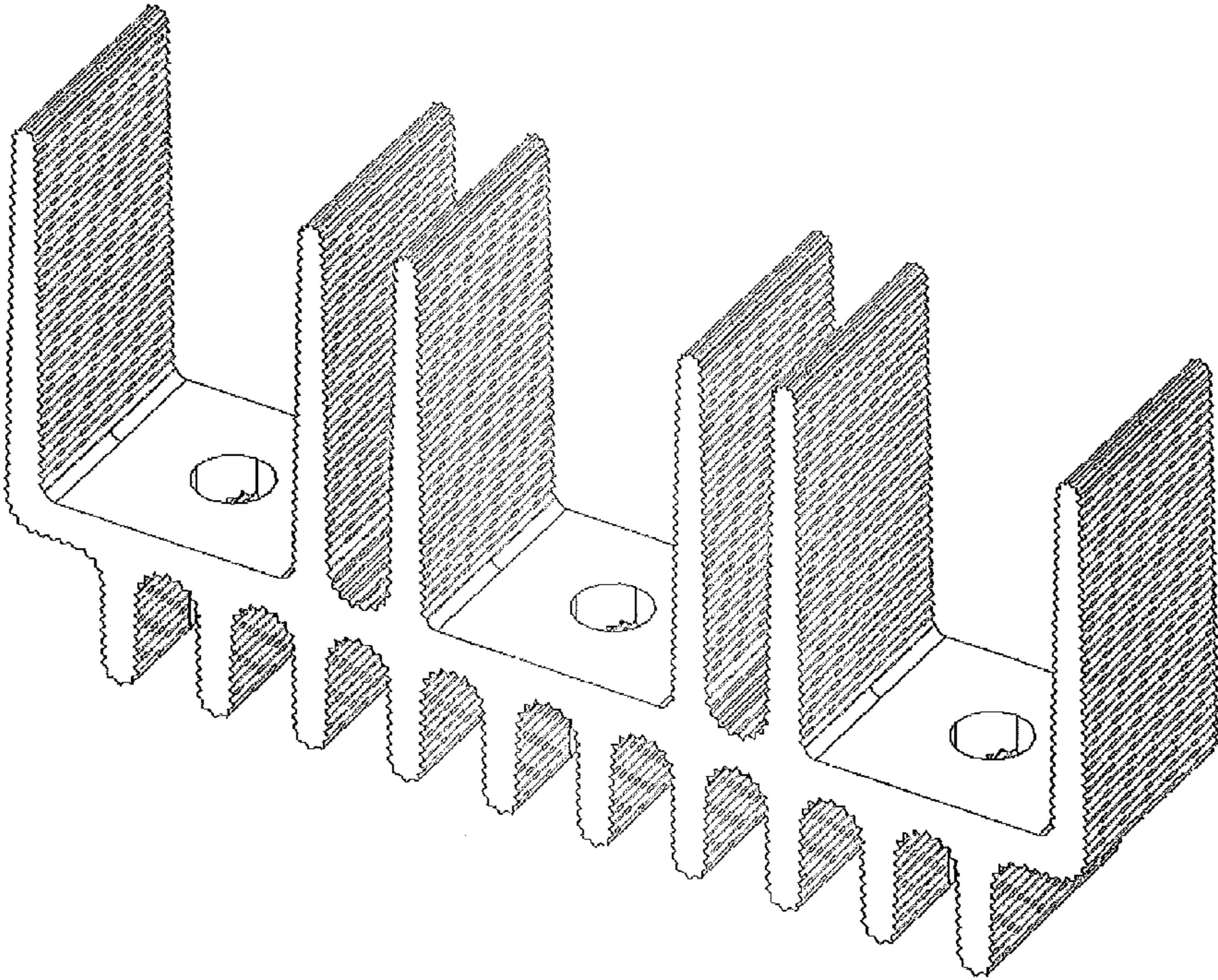


FIG. 1

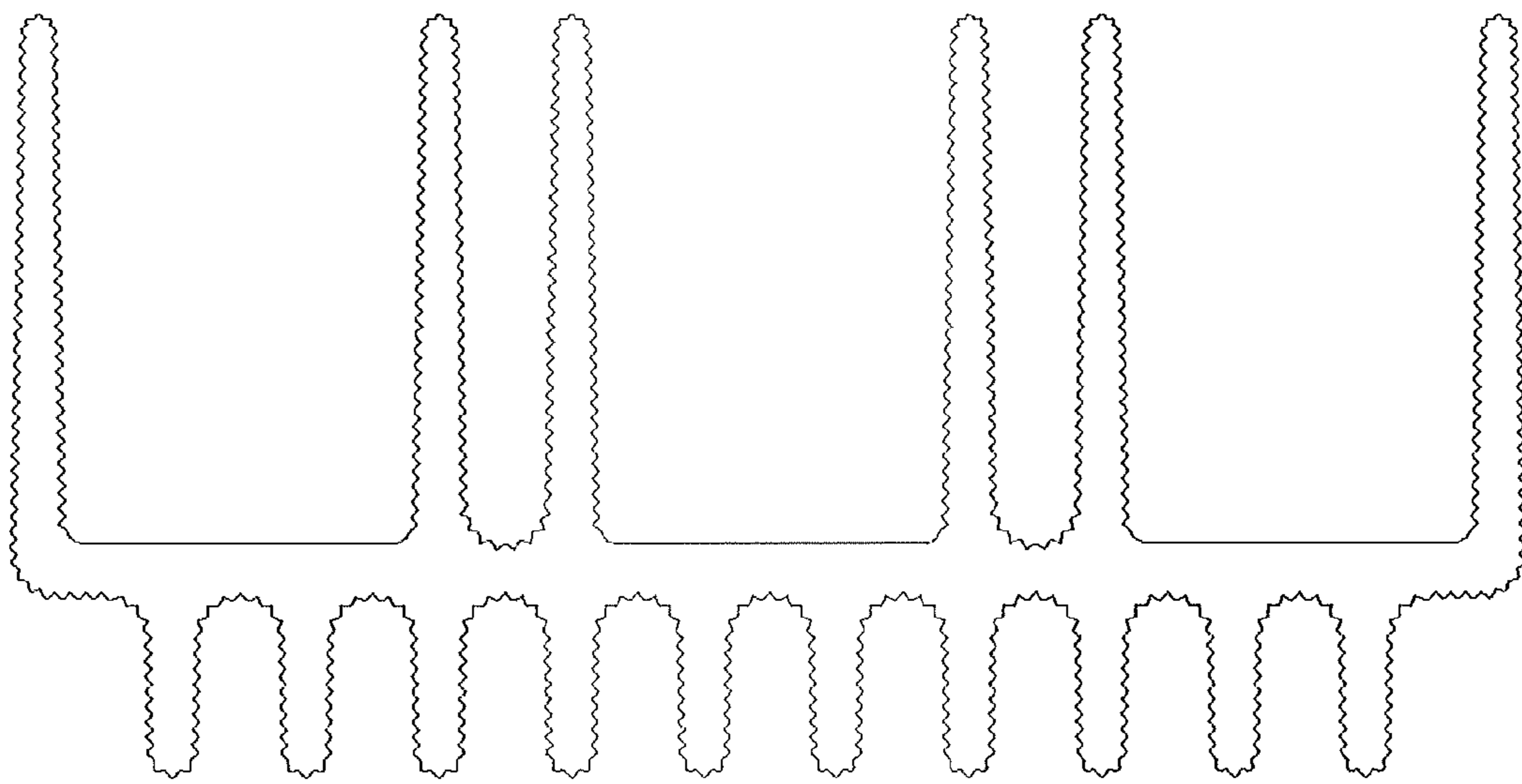


FIG. 2




FIG. 3

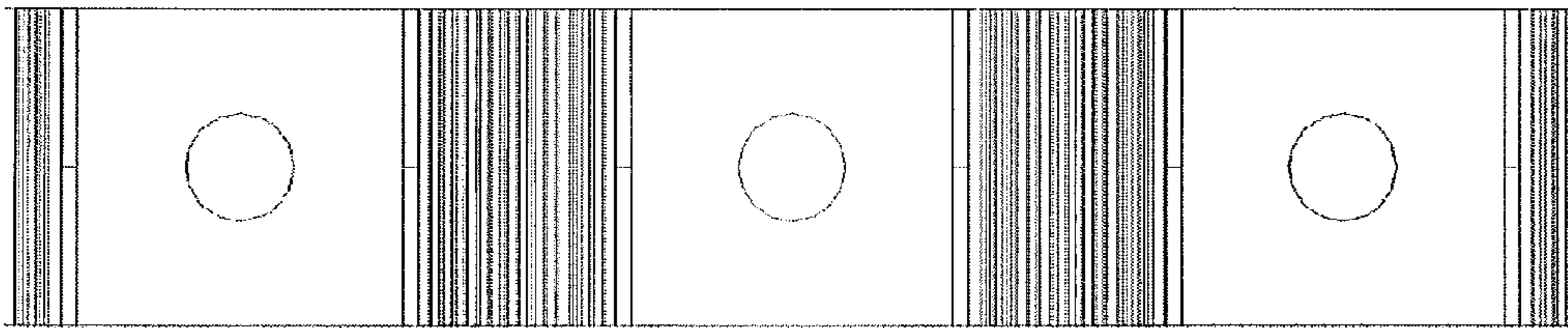


FIG. 4

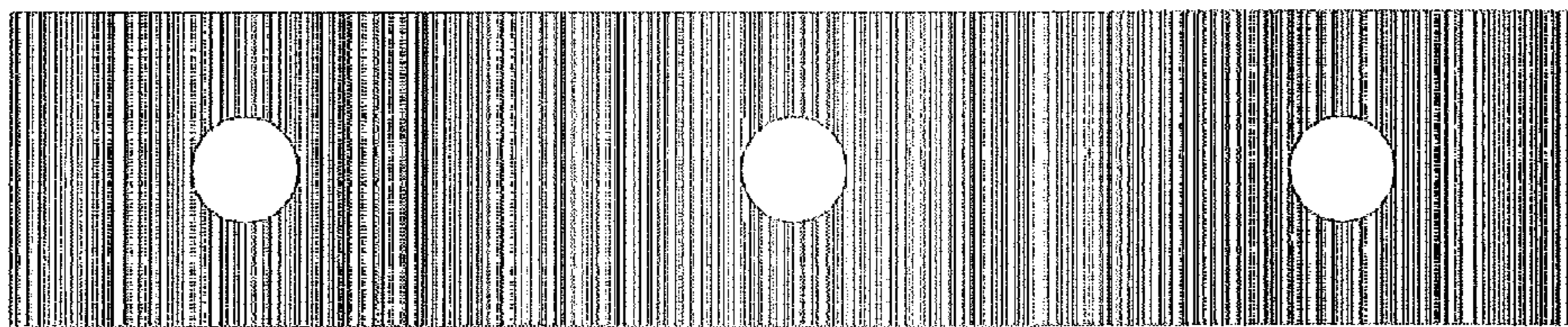


FIG. 5