



US00D714218S

(12) **United States Design Patent**
Hannes

(10) **Patent No.:** **US D714,218 S**

(45) **Date of Patent:** **** Sep. 30, 2014**

(54) **PLUG-IN COUPLING FOR MEDICAL APPARATUS**

D636,735 S * 4/2011 Svelnis et al. D13/154
D683,313 S * 5/2013 Hirakawa et al. D13/133
D683,701 S * 6/2013 Svelnis et al. D13/133

(75) Inventor: **Joseph Hannes**, Malterdingen (DE)

* cited by examiner

(73) Assignee: **Schölly Fiberoptic GmbH**, Denzlingen (DE)

Primary Examiner — Thomas Johannes

(**) Term: **14 Years**

Assistant Examiner — Khawaja Anwar

(21) Appl. No.: **29/417,482**

(74) *Attorney, Agent, or Firm* — Volpe and Koenig, P.C.

(22) Filed: **Apr. 4, 2012**

(30) **Foreign Application Priority Data**

Dec. 2, 2011 (WO) PCT/DM2011/077324

(51) **LOC (10) Cl.** **13-03**

(52) **U.S. Cl.**
USPC **D13/133**

(58) **Field of Classification Search**
USPC D13/133, 146, 147, 154, 184; 439/180,
439/246, 252, 278, 374, 378, 380, 527, 529,
439/530, 533, 680, 892, 894
See application file for complete search history.

(56) **References Cited**

U.S. PATENT DOCUMENTS

D535,946 S * 1/2007 Hayashi et al. D13/133
D601,092 S * 9/2009 Rupp et al. D13/147

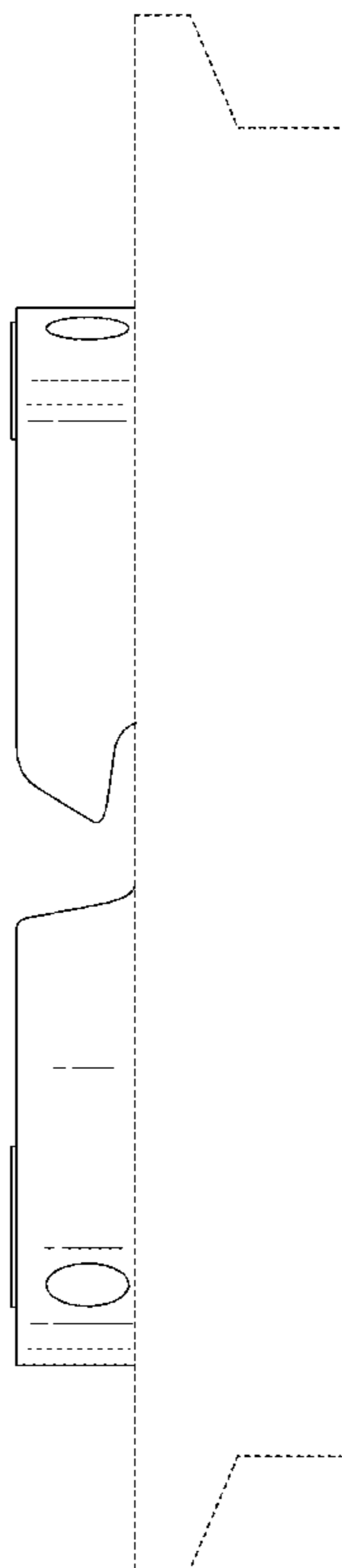
(57) **CLAIM**

The ornamental design for a plug-in coupling for medical apparatus, as shown and described.

DESCRIPTION

FIG. 1 is a side elevational view of a plug-in coupling for medical apparatus in accordance with my design; FIG. 2 is a front elevational view thereof; FIG. 3 is a top, front, right perspective view thereof; and, FIG. 4 is a top, front, left perspective view thereof. The broken lines in the drawings show unclaimed environment only and form no part of the claimed design.

1 Claim, 4 Drawing Sheets



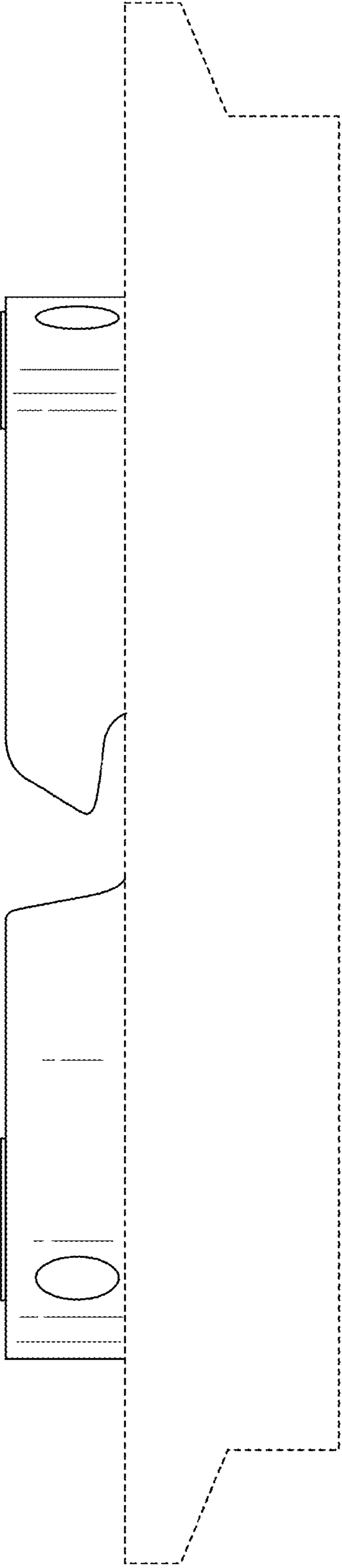


FIG. 1

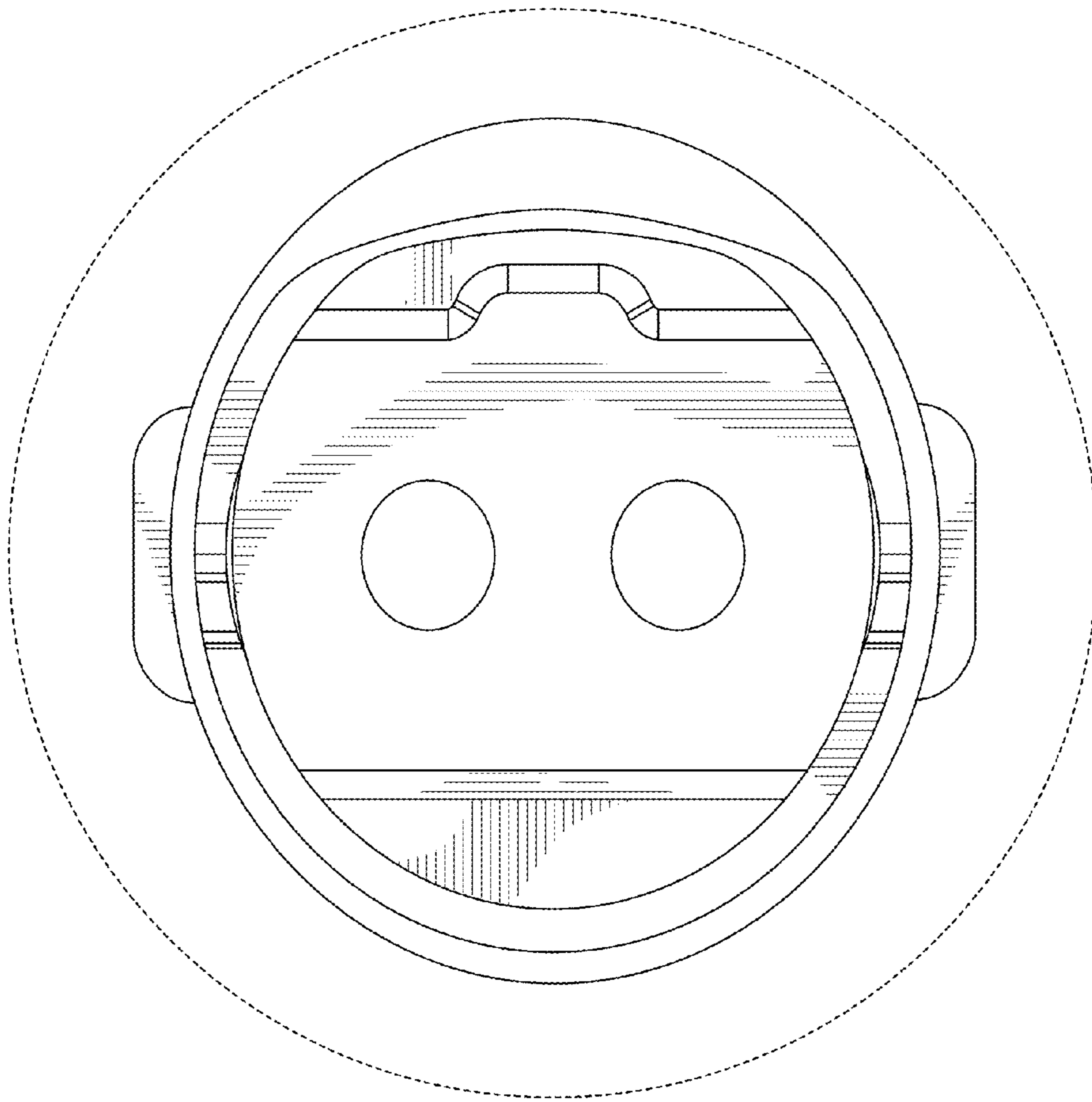


FIG. 2

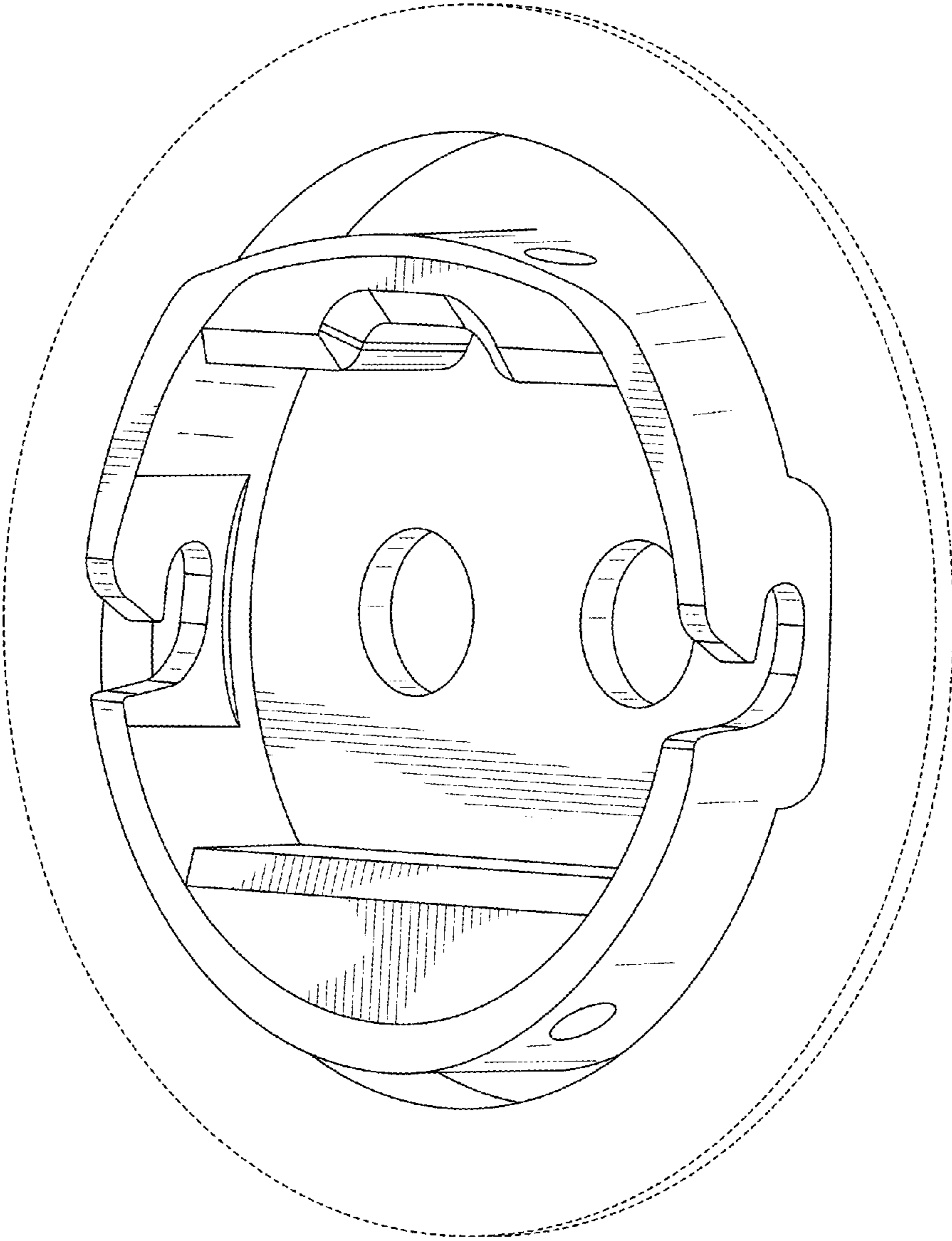


FIG. 3

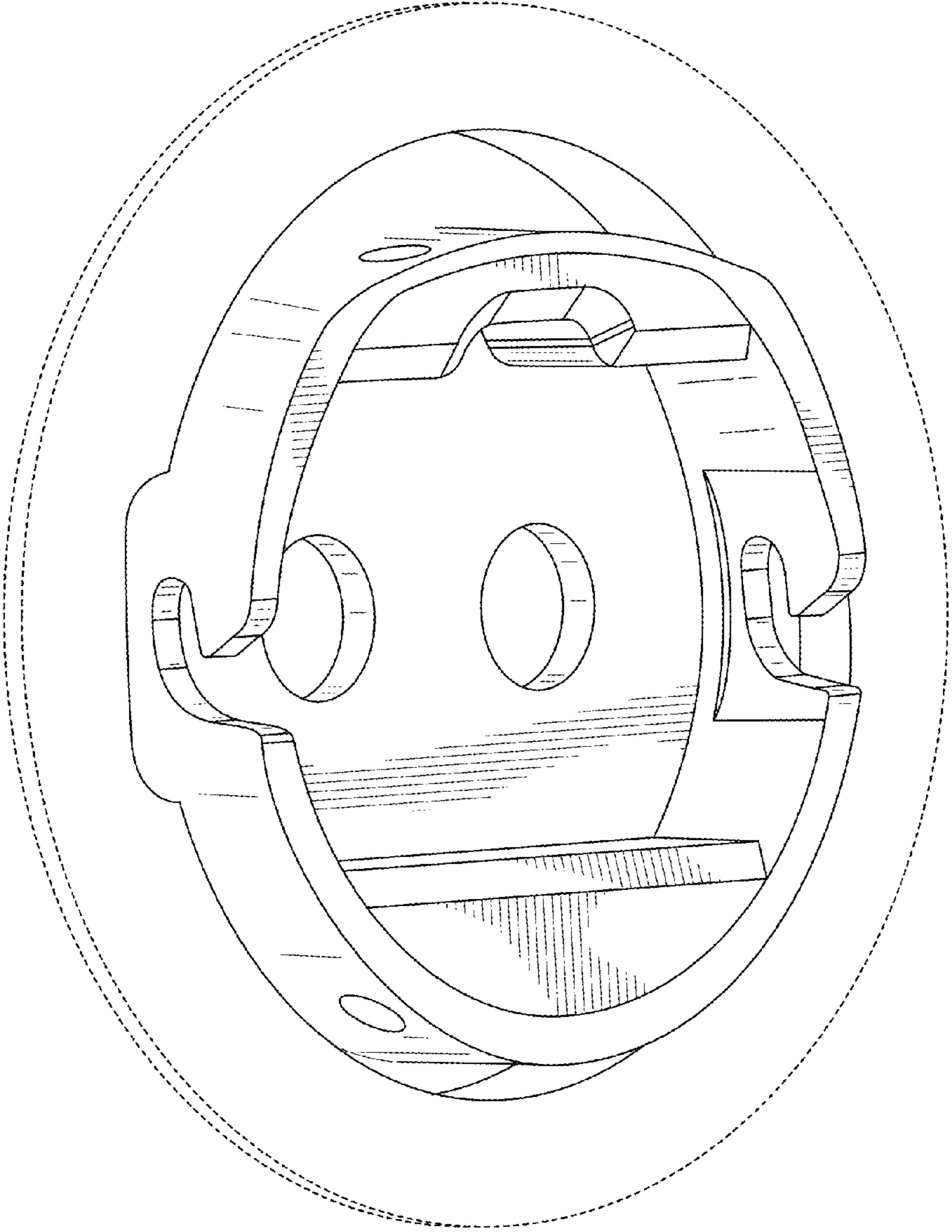


FIG. 4