



US00D714207S

(12) **United States Design Patent**  
**Kim**

(10) **Patent No.:** **US D714,207 S**

(45) **Date of Patent:** **\*\* Sep. 30, 2014**

(54) **AUTOMOTIVE WHEEL**

(71) Applicant: **Paul J. Kim**, City of Industry, CA (US)

(72) Inventor: **Paul J. Kim**, City of Industry, CA (US)

(73) Assignee: **The Wheel Group**, Industry, CA (US)

(\*\*) Term: **14 Years**

(21) Appl. No.: **29/463,775**

(22) Filed: **Mar. 4, 2014**

(51) **LOC (10) Cl.** ..... **12-16**

(52) **U.S. Cl.**  
USPC ..... **D12/211**

(58) **Field of Classification Search**  
CPC ..... B60B 7/00; B60B 7/02; B60B 7/04;  
B60B 7/01; B60B 7/06; B60B 3/02; B60B  
3/04; B60B 3/06; B60B 3/10; B60B 1/00;  
B60B 1/08; B60B 1/10; B60B 1/12  
USPC ..... D12/204-213  
See application file for complete search history.

(56) **References Cited**

U.S. PATENT DOCUMENTS

D451,877 S *	12/2001	Lee	.....	D12/211
D460,942 S *	7/2002	Lee	.....	D12/211
D470,094 S *	2/2003	van Hooydonk	.....	D12/211
D528,495 S *	9/2006	Truebsbach	.....	D12/211
D540,235 S *	4/2007	Takechi	.....	D12/209
D614,112 S *	4/2010	Tant et al.	.....	D12/211
D684,914 S *	6/2013	Gotschke	.....	D12/209
D706,195 S *	6/2014	Lee	.....	D12/211

\* cited by examiner

*Primary Examiner* — Stacia Cadmus


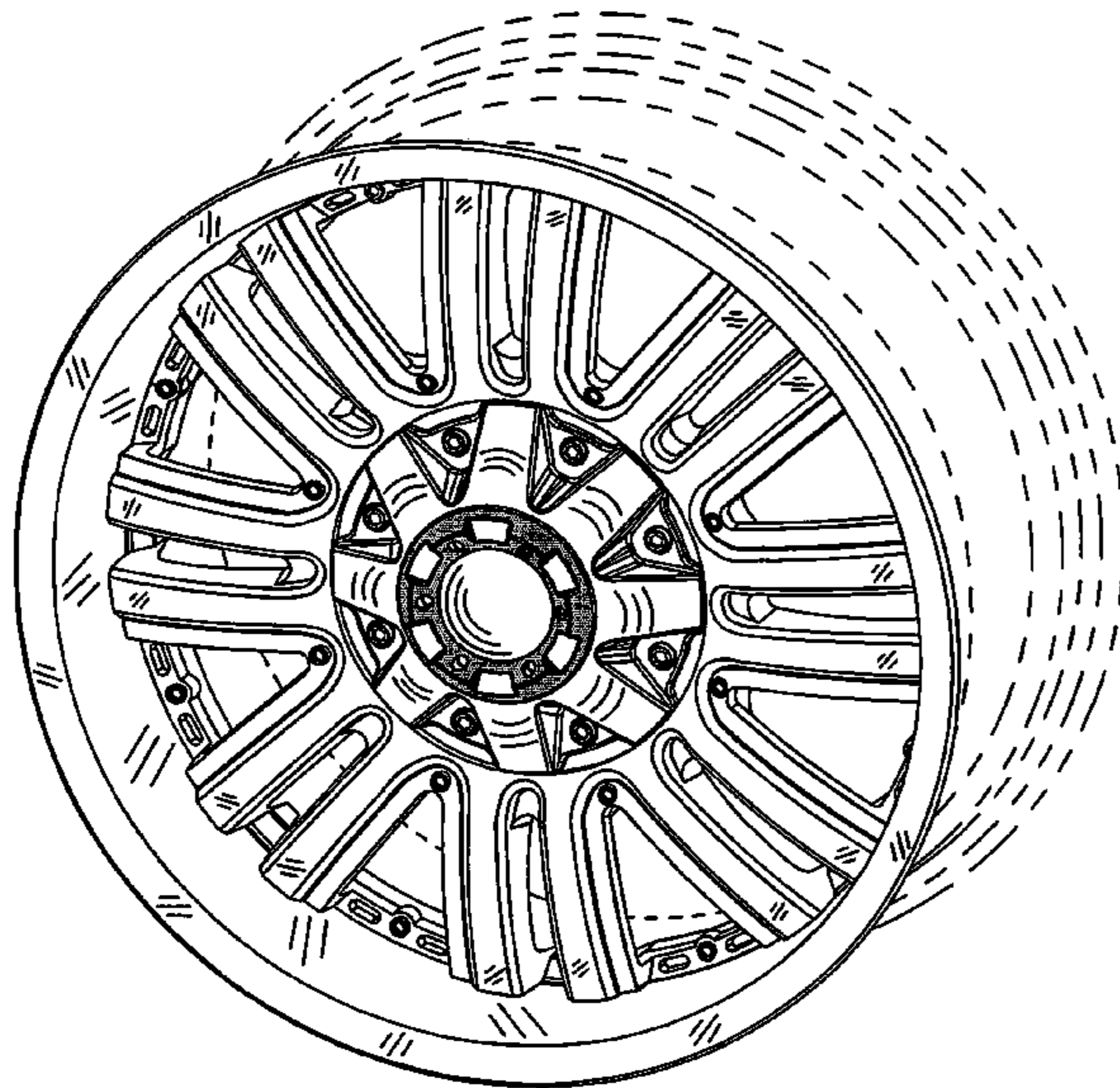
(57) **CLAIM**

The ornamental design for an automotive wheel, as shown and described.

**DESCRIPTION**

FIG. 1 is a perspective view of an automotive wheel front face showing my new design; and, FIG. 2 is a front elevational view thereof. The broken line showing of the rear of the wheel rim is included for the purpose of illustrating environment and forms no part of the claimed design.

**1 Claim, 2 Drawing Sheets**



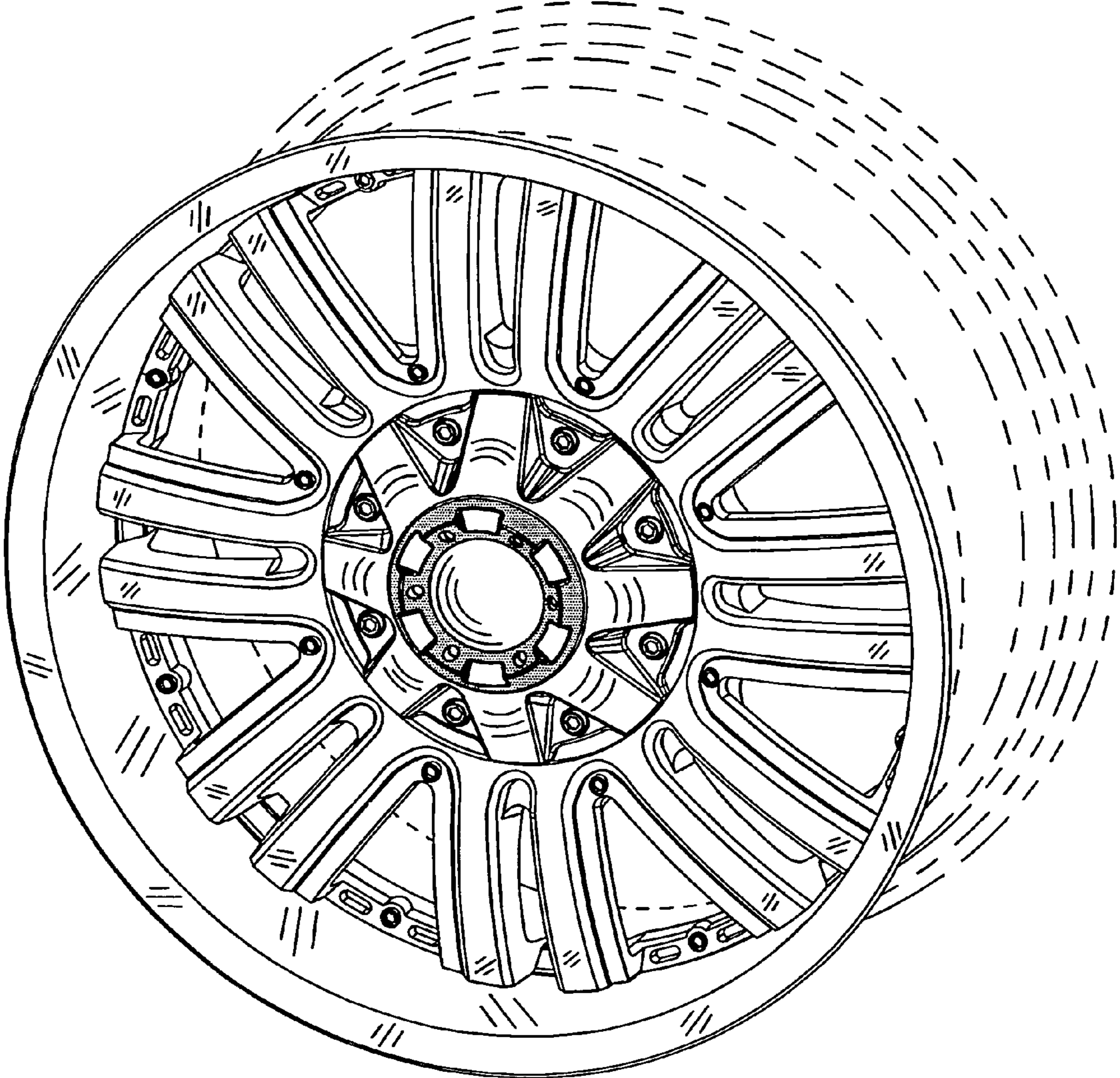


FIG.1




FIG.2