



US00D714193S

(12) **United States Design Patent**
Terpsma et al.

(10) **Patent No.:** **US D714,193 S**

(45) **Date of Patent:** **** Sep. 30, 2014**

(54) **PINTLE HOOK COUPLER BRACKET**

(75) Inventors: **Eric Terpsma**, Holland, MI (US); **Jared Patterson**, Hudsonville, MI (US)

(73) Assignee: **SAF-Holland, Inc.**, Holland, MI (US)

(**) Term: **14 Years**

(21) Appl. No.: **29/407,853**

(22) Filed: **Dec. 2, 2011**

(51) **LOC (10) Cl.** **12-16**

(52) **U.S. Cl.**
USPC **D12/162**

(58) **Field of Classification Search**
USPC D12/162, 159, 160, 161; 56/DIG. 14;
37/399; 280/406.2, 407, 407.1, 408,
280/411.1, 416.1, 416.2, 416.3, 418, 418.1,
280/433, 434, 435, 441.1, 441.2, 455.1,
280/456.1, 480, 493, 504, 507, 508;
224/42.11, 42.12, 42.14, 42.26, 400,
224/401, 412, 413, 488, 494, 500-501, 519,
224/537; 135/88.05; 150/166
See application file for complete search history.

(56) **References Cited**

U.S. PATENT DOCUMENTS

5,873,594 A * 2/1999 McCoy et al. 280/491.5
6,010,142 A * 1/2000 McCoy et al. 280/490.1

D475,327 S * 6/2003 McCoy et al. D12/162
6,896,282 B1 * 5/2005 McKinley 280/495
2005/0067812 A1 * 3/2005 Moss et al. 280/416.1
2007/0187447 A1 * 8/2007 Hamann 224/519

* cited by examiner

Primary Examiner — Katrina A Betton

(74) *Attorney, Agent, or Firm* — Price Heneveld LLP

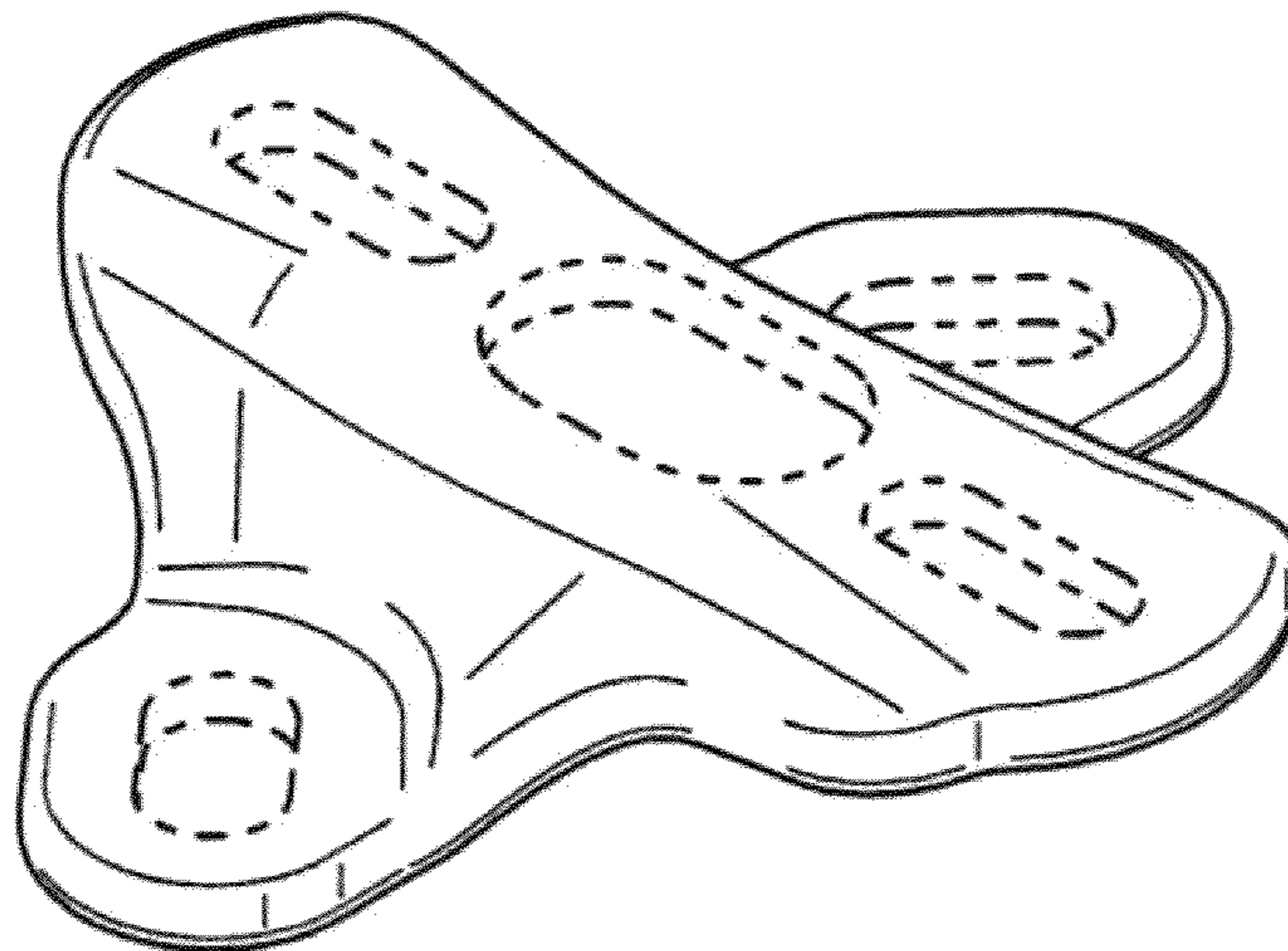
(57) **CLAIM**

We claim the ornamental design for a pintle hook coupler bracket, as shown and described.

DESCRIPTION

FIG. 1 is a perspective view showing a front, top and side of the pintle hook coupler bracket;
FIG. 2 is an elevational view of the top of the pintle hook coupler bracket;
FIG. 3 is an elevational view of the bottom of the pintle hook coupler bracket;
FIG. 4 is an elevational view of the left side of the pintle hook coupler bracket, the right side being a mirror image thereof;
FIG. 5 is an elevational view of the front of the pintle hook coupler bracket; and,
FIG. 6 is an elevational view of the bottom of the pintle hook coupler bracket.
In the drawings, the broken lines depict portions of the article that form no part of the claim.

1 Claim, 1 Drawing Sheet



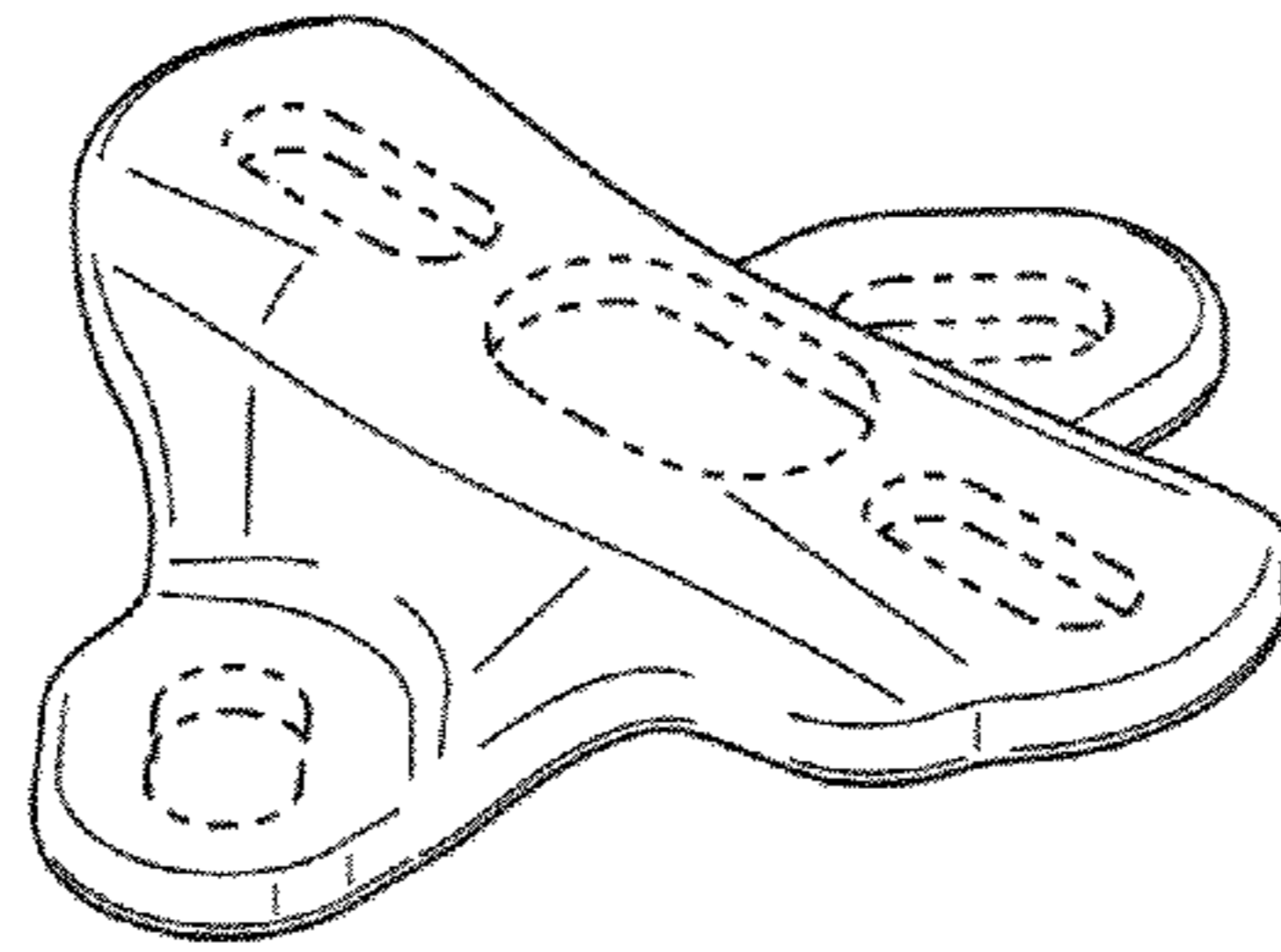


FIG. 1

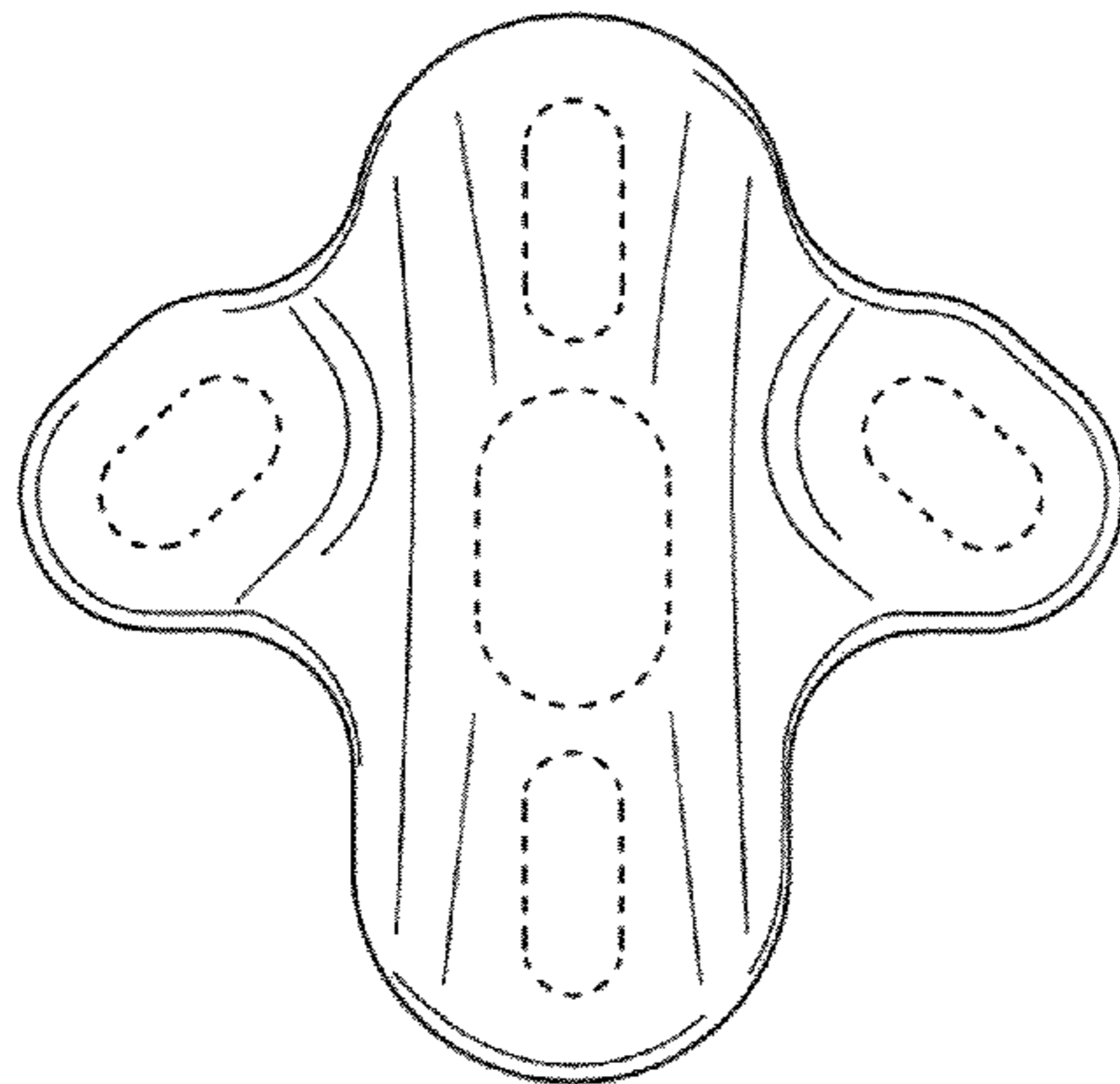


FIG. 2

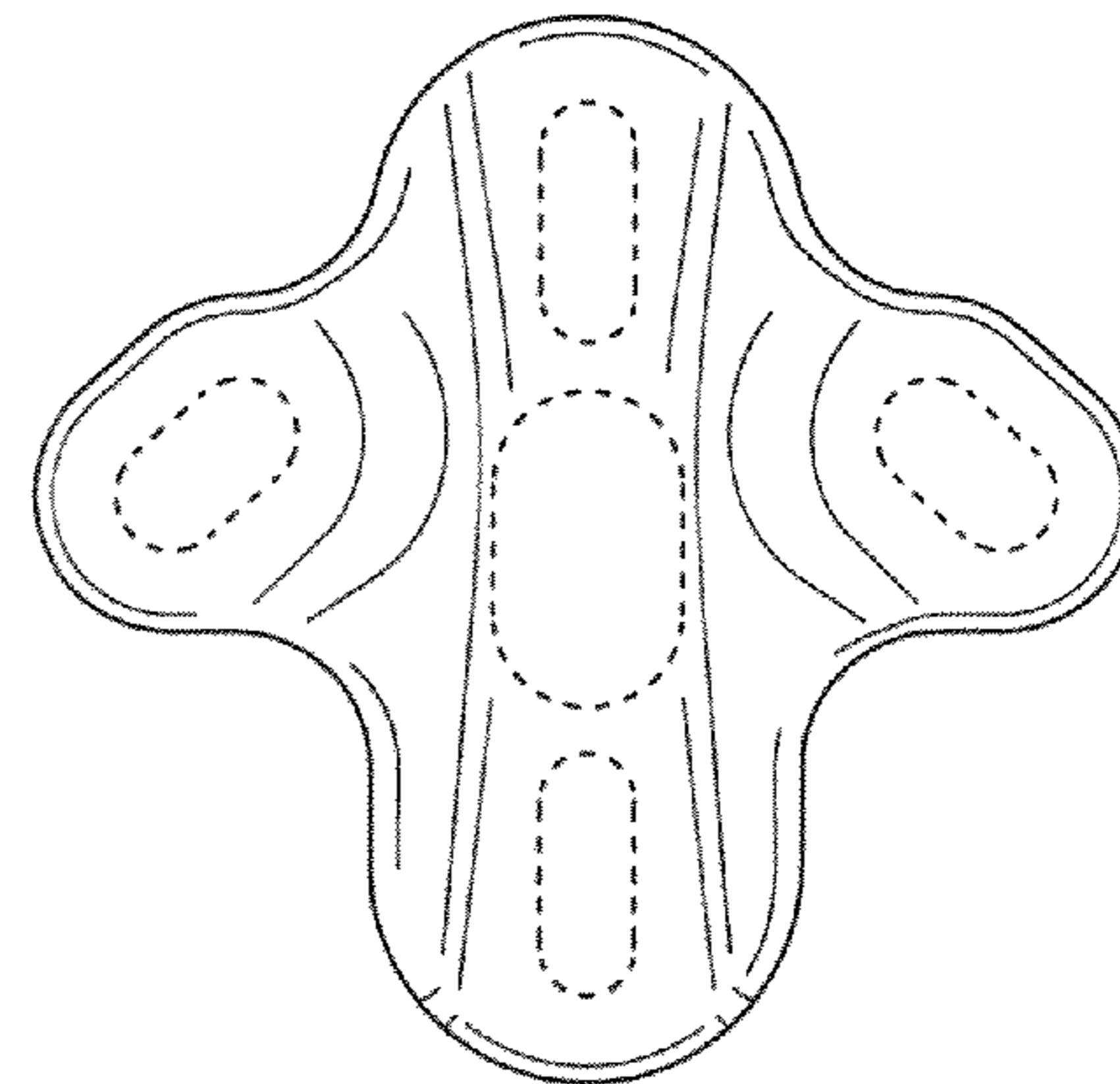


FIG. 3



FIG. 4

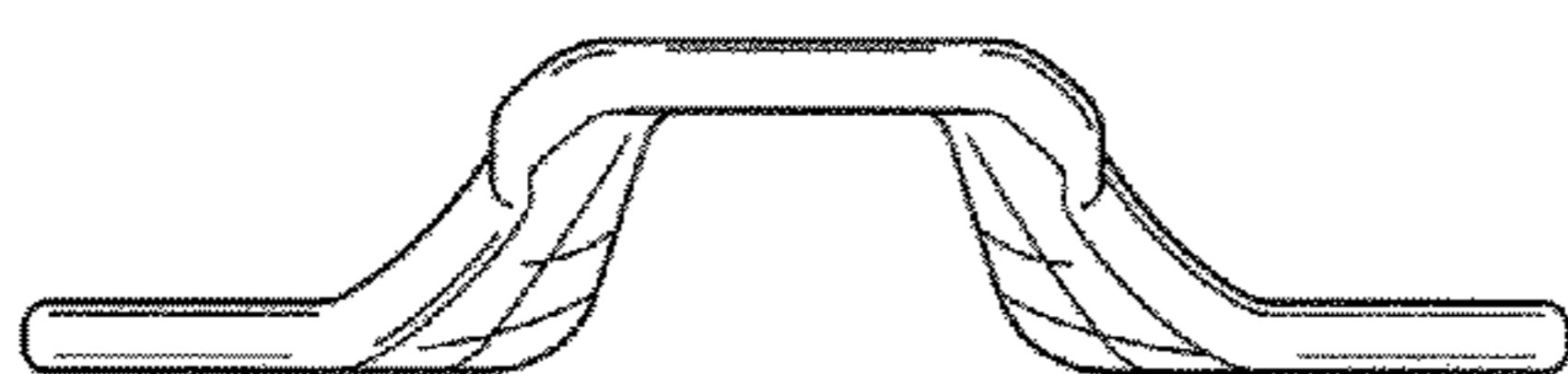


FIG. 5

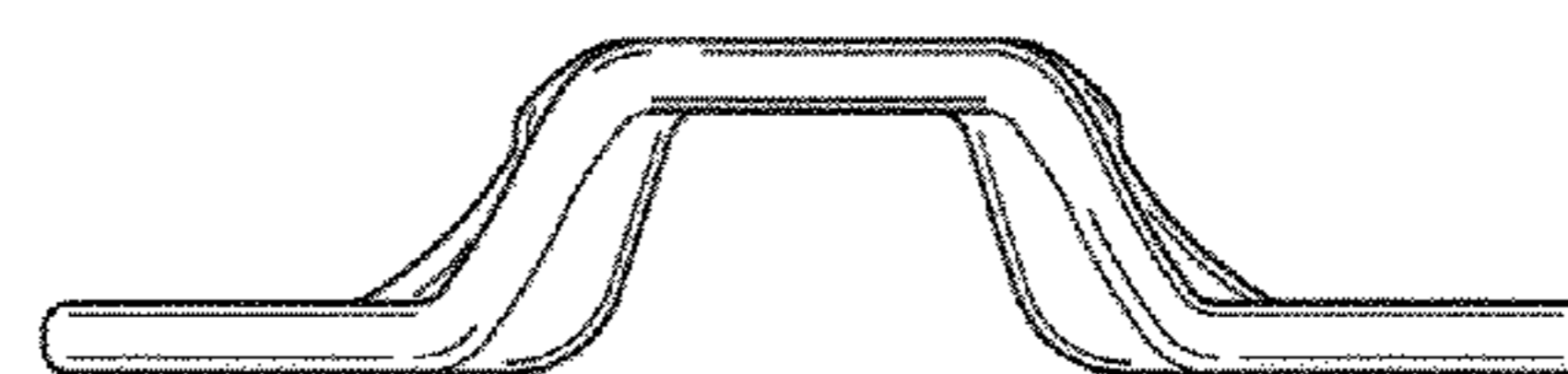


FIG. 6