



US00D714188S

(12) **United States Design Patent**
Bowlby

(10) **Patent No.:** **US D714,188 S**

(45) **Date of Patent:** **** Sep. 30, 2014**

(54) **RACE CAR**

(71) Applicant: **Delta Wing, LLC**, Indianapolis, IN (US)

(72) Inventor: **Benjamin Bowlby**, Zionsville, IN (US)

(73) Assignee: **Delta Wing Project 56 LLC**, Braselton, GA (US)

(**) Term: **14 Years**

(21) Appl. No.: **29/470,408**

(22) Filed: **Oct. 21, 2013**

Related U.S. Application Data

(63) Continuation of application No. 29/416,789, filed on Mar. 27, 2012, now Pat. No. Des. 695,148.

(51) **LOC (10) Cl.** **12-08**

(52) **U.S. Cl.**
USPC **D12/88**

(58) **Field of Classification Search**
USPC D12/86, 88, 90, 91, 92; D21/424, 433,
D21/434, 550; 296/181.1, 181.5
See application file for complete search history.

(56) **References Cited**

U.S. PATENT DOCUMENTS

D185,843	S	*	8/1959	Norman	D12/92
D311,882	S	*	11/1990	Furst	D12/92
5,056,860	A	*	10/1991	Cornacchia et al.	296/180.5
D510,055	S	*	9/2005	Yi	D12/88
D552,513	S	*	10/2007	Castriota	D12/92
D587,629	S	*	3/2009	Crijns	D12/88
D631,396	S	*	1/2011	Ganassi et al.	D12/88
D643,780	S	*	8/2011	Antao	D12/88

D644,146	S	*	8/2011	Ganassi et al.	D12/88
D665,703	S	*	8/2012	Bowlby	D12/88
D666,128	S	*	8/2012	Vanleeuwen	D12/86
8,256,826	B2	*	9/2012	Fioravanti	296/181.5
D670,605	S	*	11/2012	Nauert	D12/88

OTHER PUBLICATIONS

DeltaWing Race Car to Use Nissan Power, Make Race Debut at Le Mans. Car and Driver. Mar. 13, 2012 [online], [retrieved on Feb. 4, 2013]. Retrieved from the Internet <URL: <http://blog.caranddriver.com/deltawing-race-car-to-use-nissan-power-make-race-debut-at-le-mans/>>.*

* cited by examiner

Primary Examiner — Philip S Hyder

Assistant Examiner — Darlington Ly

(74) *Attorney, Agent, or Firm* — Bose McKinney & Evans LLP

(57) **CLAIM**

The ornamental design for a race car, as shown and described.

DESCRIPTION

FIG. 1 is a front perspective view of a race car, illustrating the novel design;

FIG. 2 is a rear perspective view of the race car design of FIG. 1;

FIG. 3 is a front view of the race car design of FIG. 1,

FIG. 4 is a rear view of the race car design of FIG. 1;

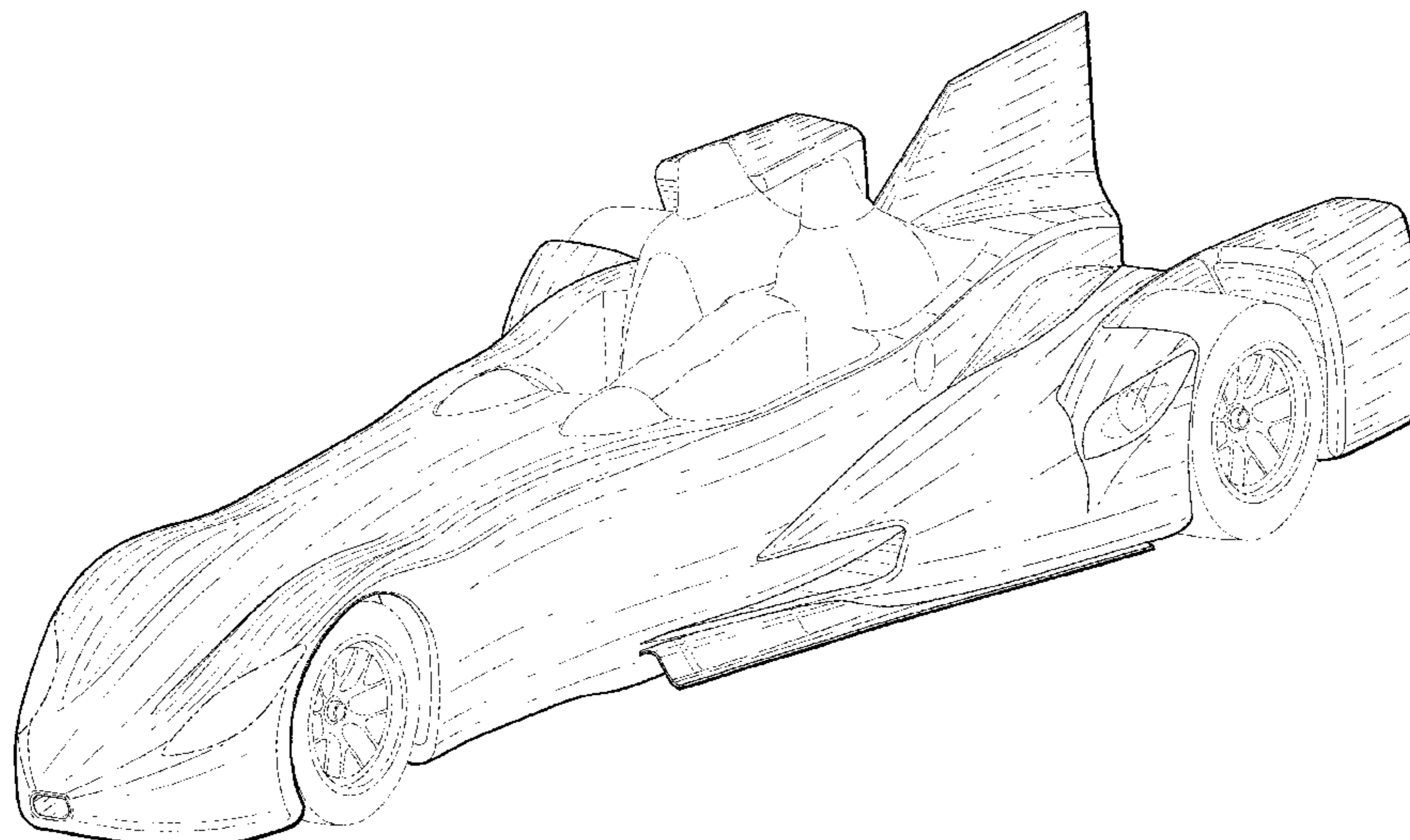
FIG. 5 is a left side view of the race car design of FIG. 1;

FIG. 6 is a right side view of the race car design of FIG. 1; and,

FIG. 7 is a top view of the race car design of FIG. 1.

The broken lines shown in the drawings illustrate portions of the race car that forms no part of claimed design.

1 Claim, 6 Drawing Sheets



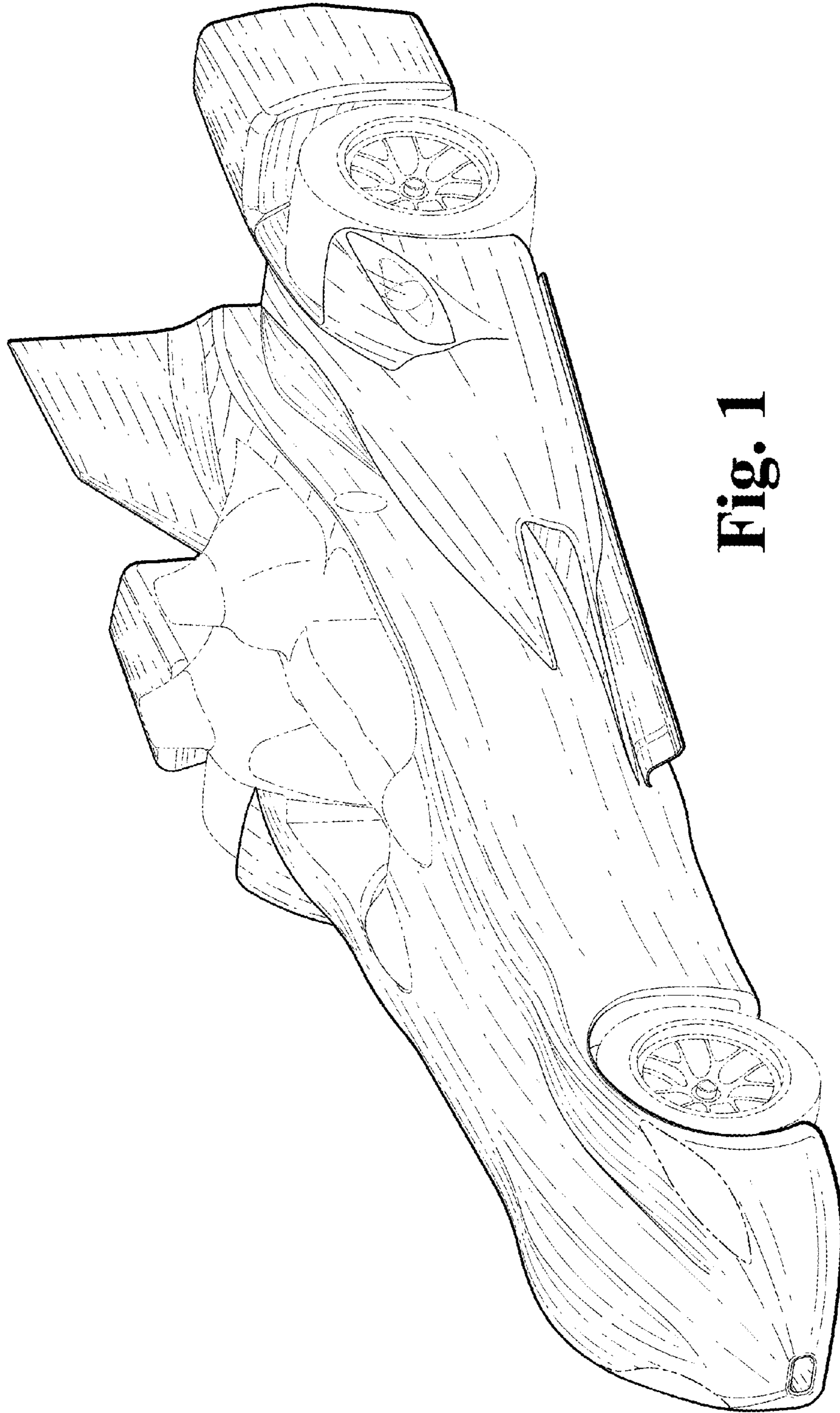


Fig. 1

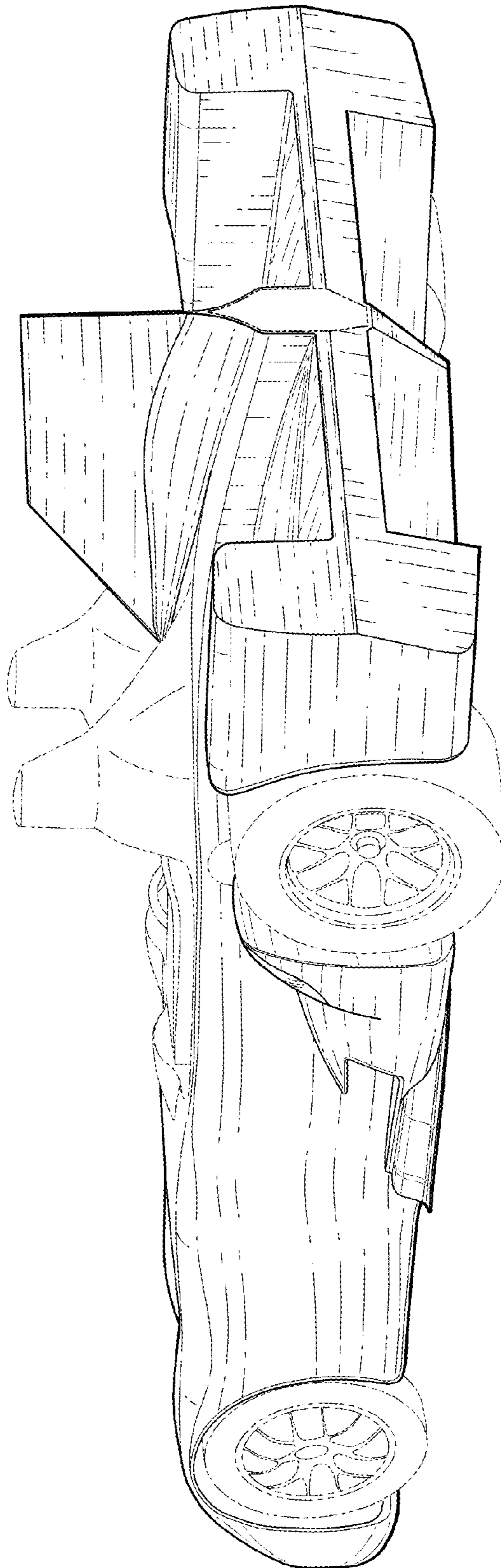


Fig. 2

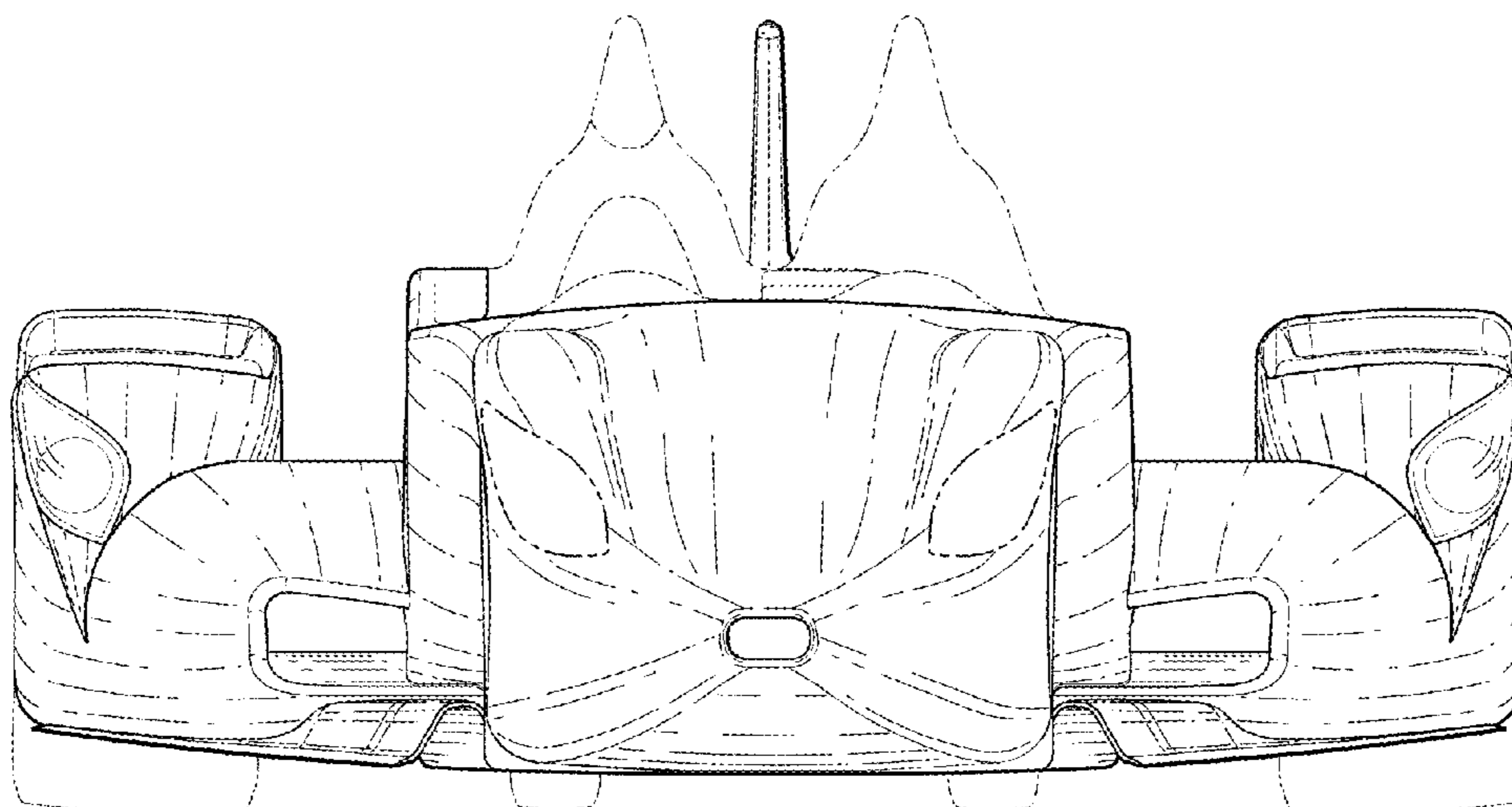


Fig. 3

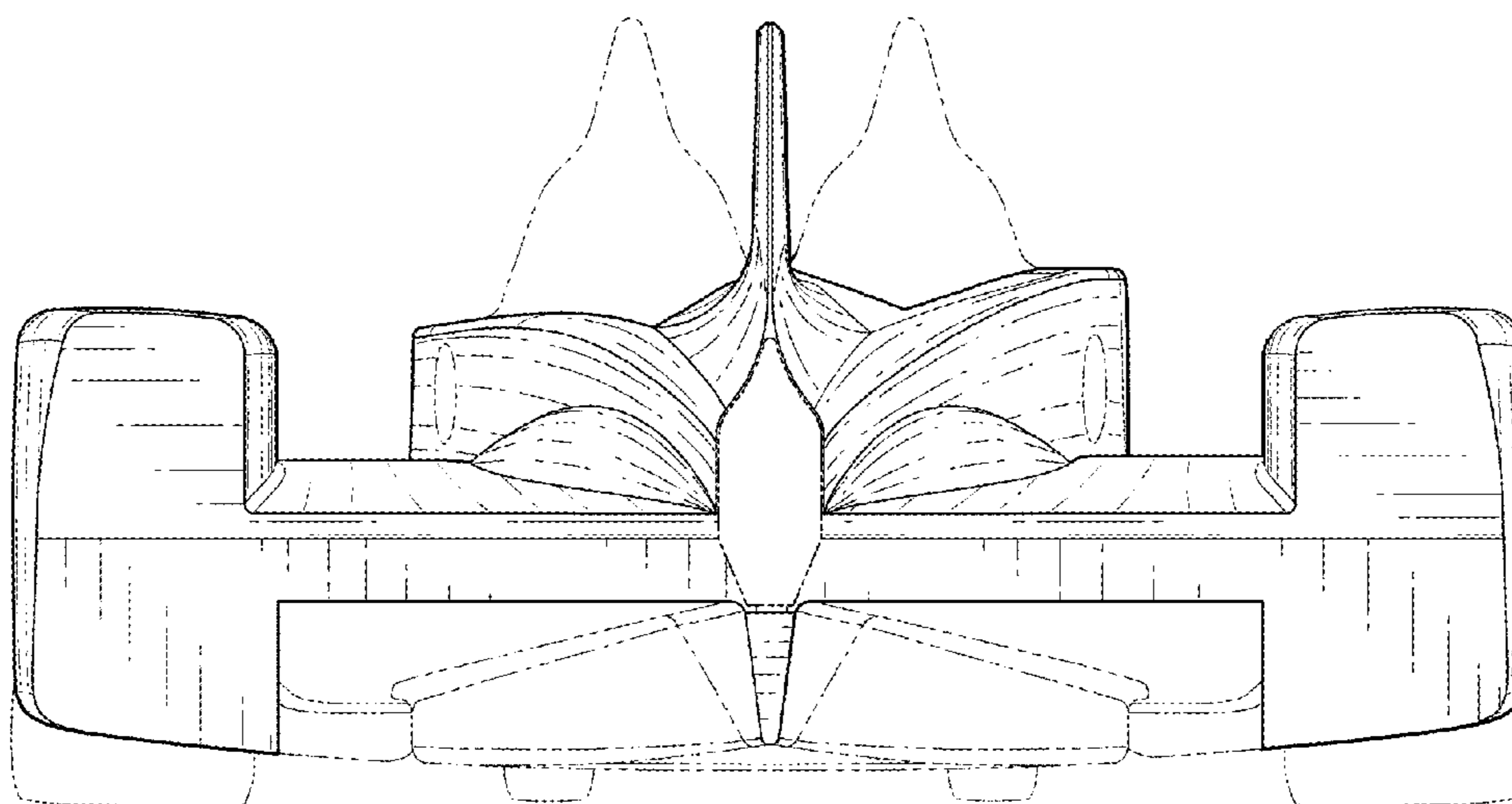


Fig. 4

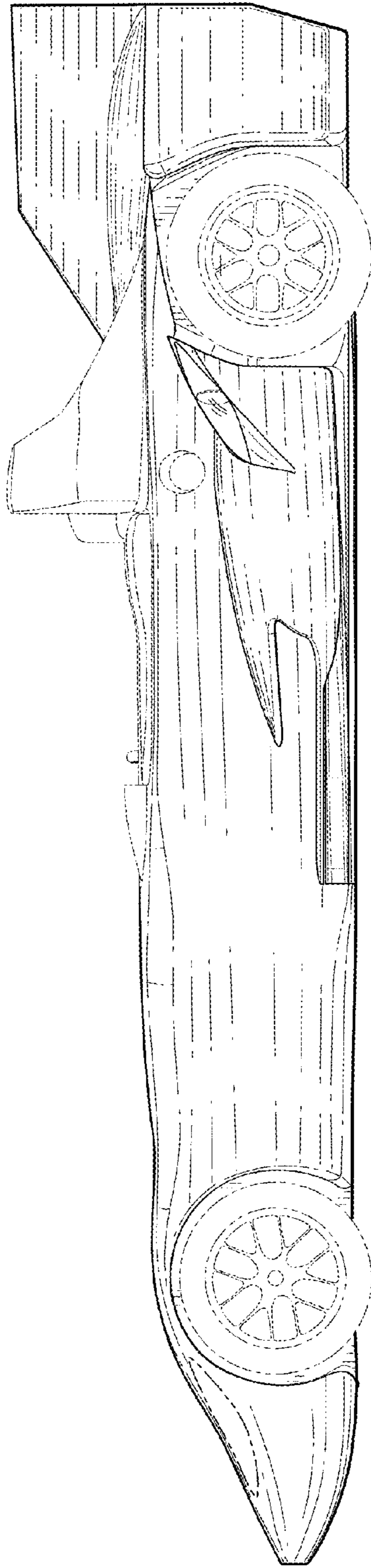


Fig. 5

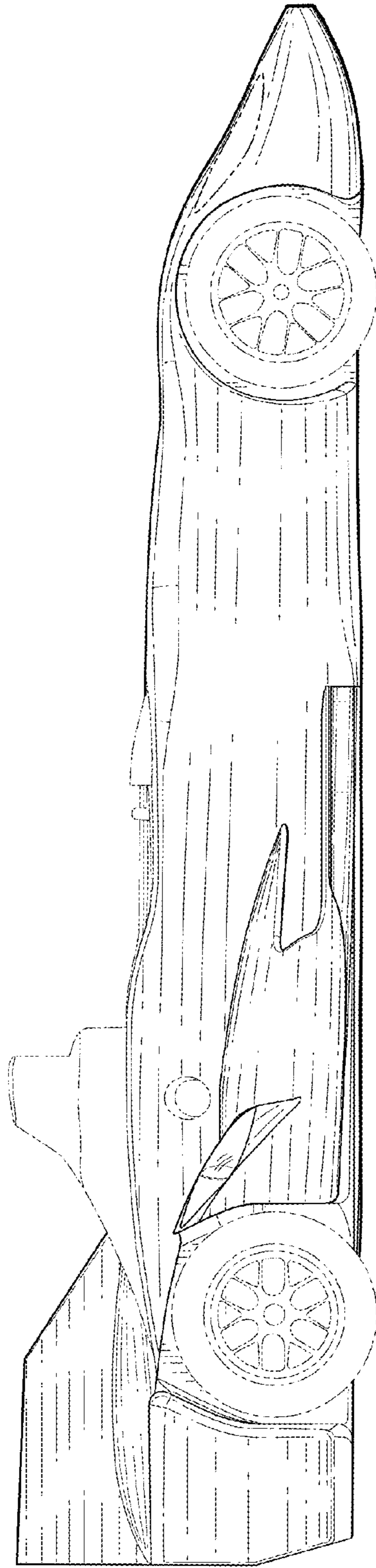


Fig. 6

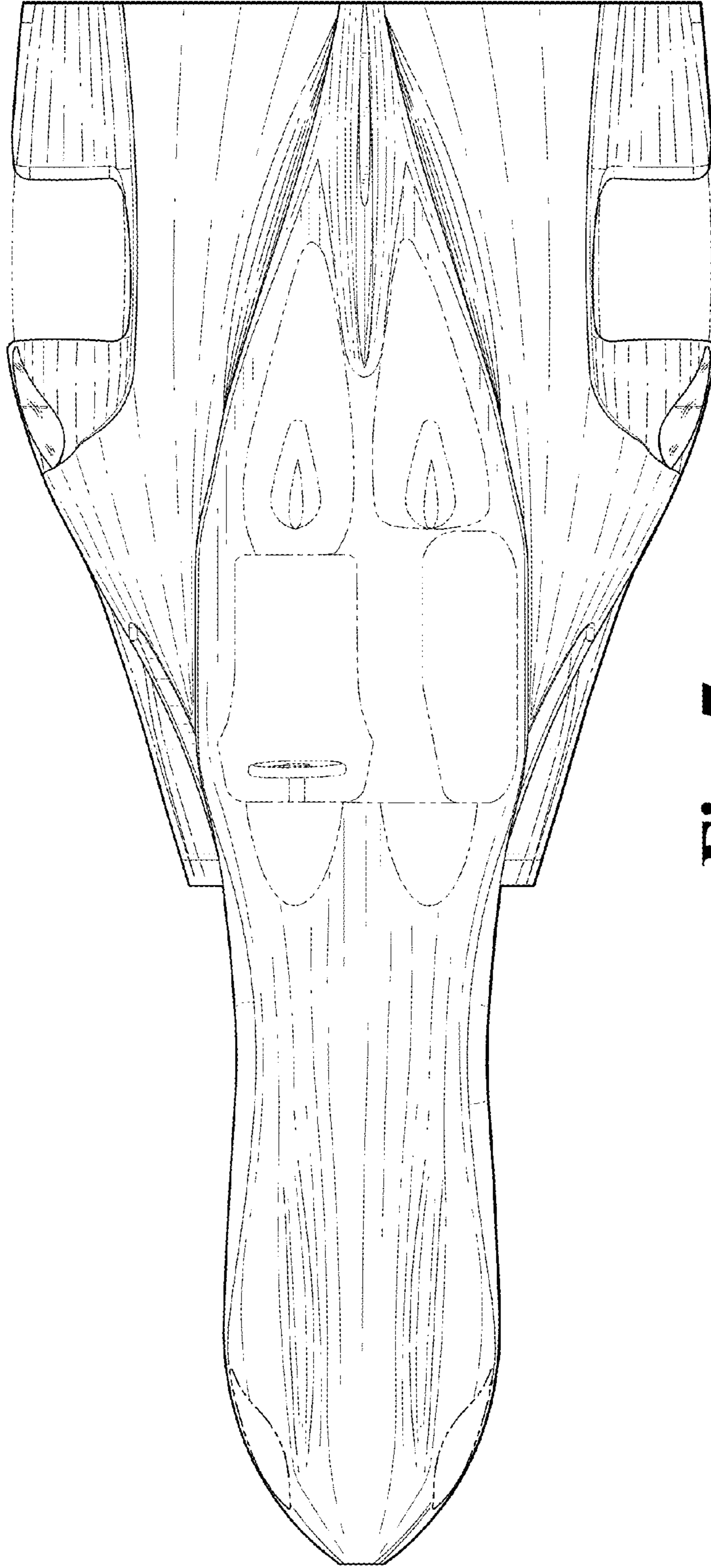


Fig. 7