



US00D714187S

(12) **United States Design Patent**  
**Lian et al.**

(10) **Patent No.:** **US D714,187 S**

(45) **Date of Patent:** **\*\* Sep. 30, 2014**

(54) **BUS**

(71) Applicant: **BYD Company Limited**, Guangdong (CN)

(72) Inventors: **Yubo Lian**, Shenzhen (CM); **Shibin Xie**, Shenzhen (CN); **Wang Peng**, Shenzhen (CN); **Fangyi Duan**, Shenzhen (CN)

(73) Assignee: **BYD Company Limited**, Shenzhen, Guangdong (CN)

(\*\*) Term: **14 Years**

(21) Appl. No.: **29/456,864**

(22) Filed: **Jun. 4, 2013**

(30) **Foreign Application Priority Data**

Dec. 6, 2012 (CN) ..... 2012 3 0606211

(51) **LOC (10) Cl.** ..... **12-08**

(52) **U.S. Cl.**  
USPC ..... **D12/84**

(58) **Field of Classification Search**  
USPC ..... D12/82, 84, 86, 92, 100; 296/25, 178, 296/203; 280/6.152; 29/897.2  
See application file for complete search history.

(56) **References Cited**

**U.S. PATENT DOCUMENTS**

D257,141 S \* 9/1980 Flesche ..... D12/84  
D268,997 S \* 5/1983 Dubernard ..... D12/84

D291,981 S \* 9/1987 Manning ..... D12/84  
D305,623 S \* 1/1990 Gallitzendoerfer et al. ... D12/84  
D345,120 S \* 3/1994 Normand et al. .... D12/84  
D442,888 S \* 5/2001 Papke et al. .... D12/84  
D537,755 S \* 3/2007 Toth ..... D12/84  
D617,236 S \* 6/2010 Counts ..... D12/84  
D637,520 S \* 5/2011 Kerr et al. .... D12/84  
D678,818 S \* 3/2013 Kerr et al. .... D12/84  
2009/0224570 A1 \* 9/2009 Haswell et al. .... 296/178  
2010/0026019 A1 \* 2/2010 Couto et al. .... 293/118  
2012/0161469 A1 \* 6/2012 Kerr et al. .... 296/178

\* cited by examiner

*Primary Examiner* — Philip S. Hyder

*Assistant Examiner* — Darlington Ly

(74) *Attorney, Agent, or Firm* — Finnegan, Henderson, Farabow, Garrett & Dunner, LLP

(57) **CLAIM**

The ornamental design for a bus, as shown and described.

**DESCRIPTION**

FIG. 1 is a top, front, and left-side perspective view of a bus showing my new design;

FIG. 2 is a front elevation view thereof;

FIG. 3 is a rear elevation view thereof;

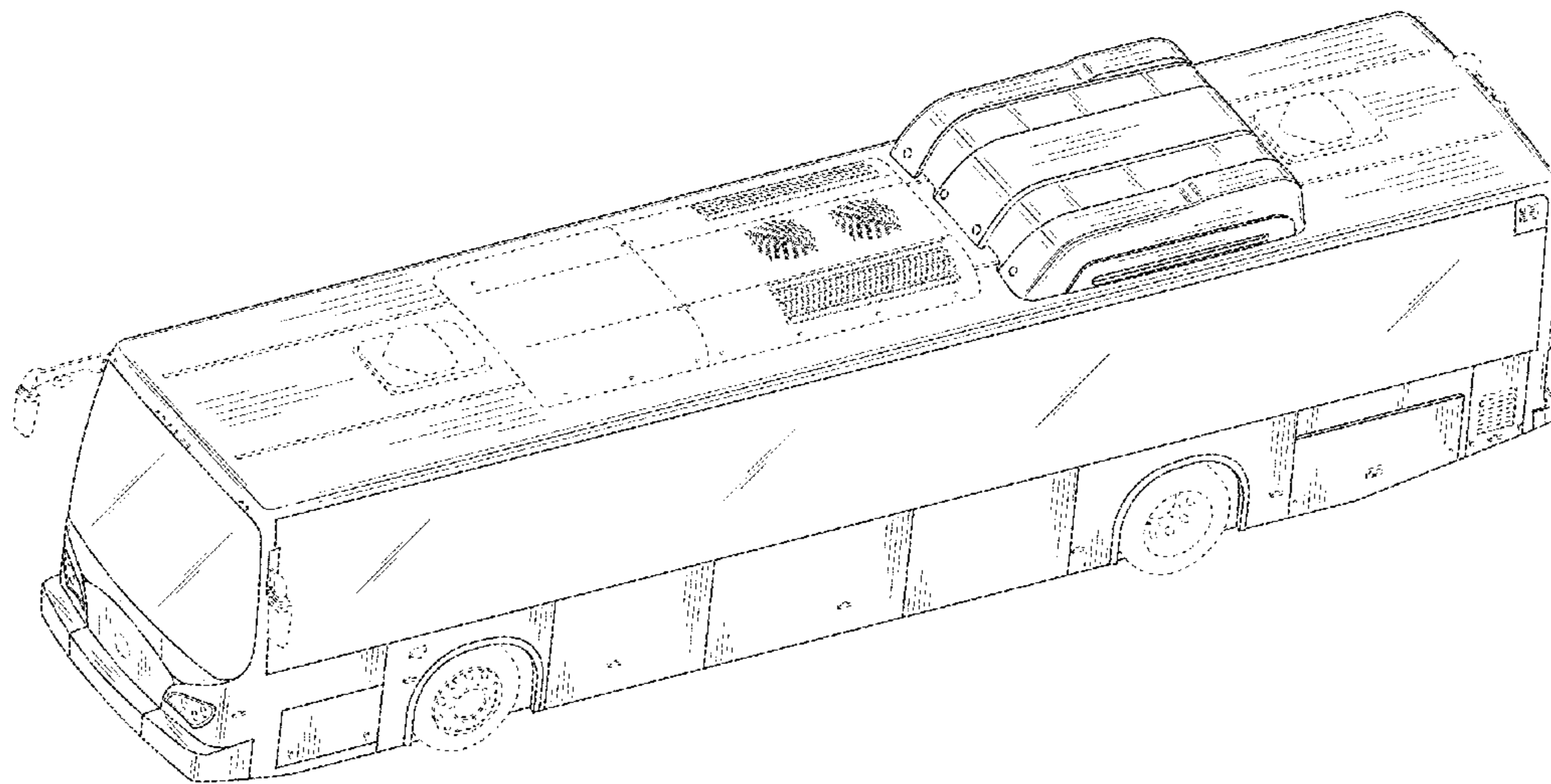
FIG. 4 is a right-side elevation view thereof;

FIG. 5 is a left-side elevation view thereof; and,

FIG. 6 is a top plan view thereof.

The bottom view of the bus is not visible during ordinary use and forms no part of the claimed design. The broken lines shown in the drawings illustrate portions of the bus that forms no part of the claimed design.

**1 Claim, 6 Drawing Sheets**



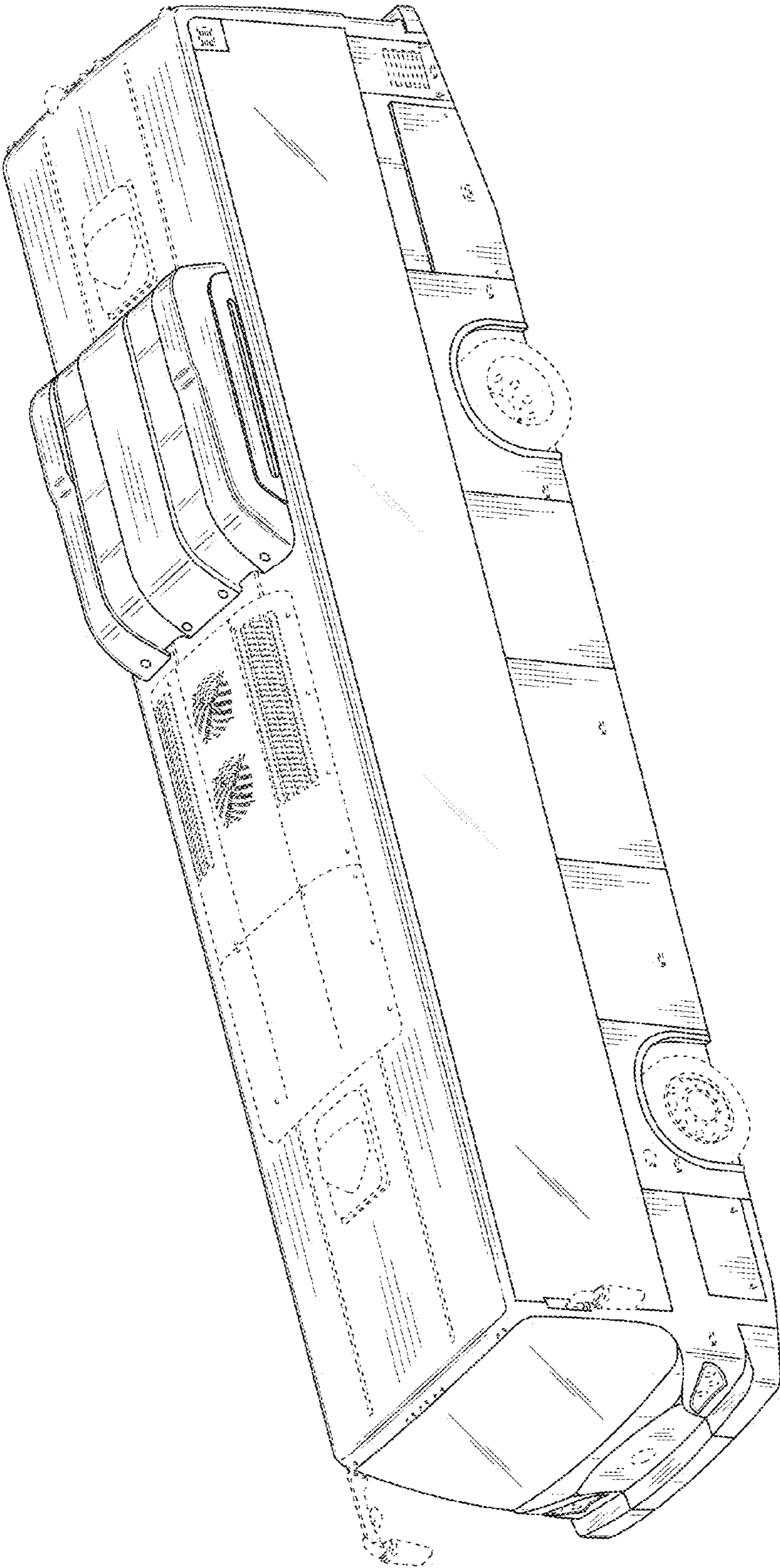
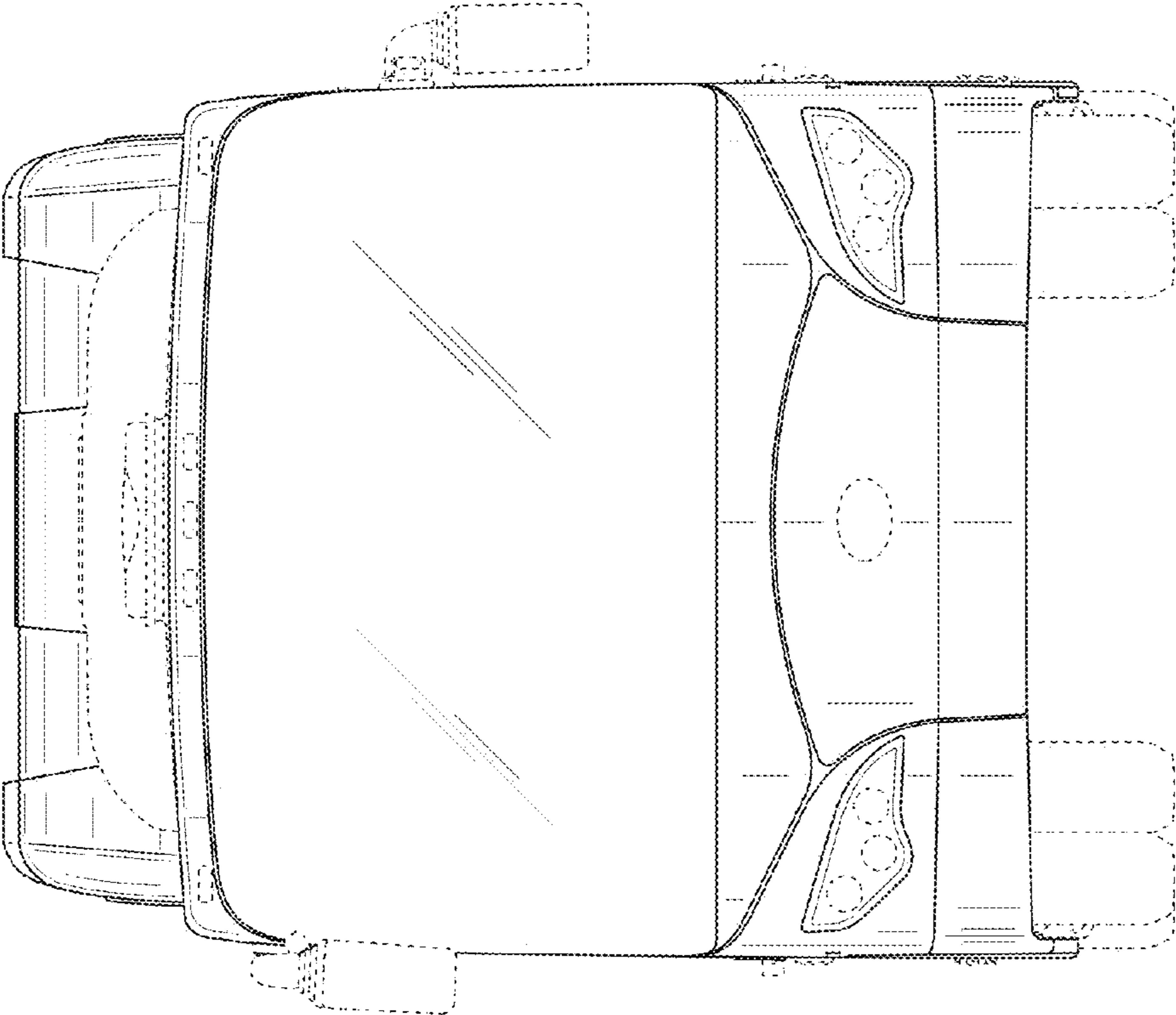
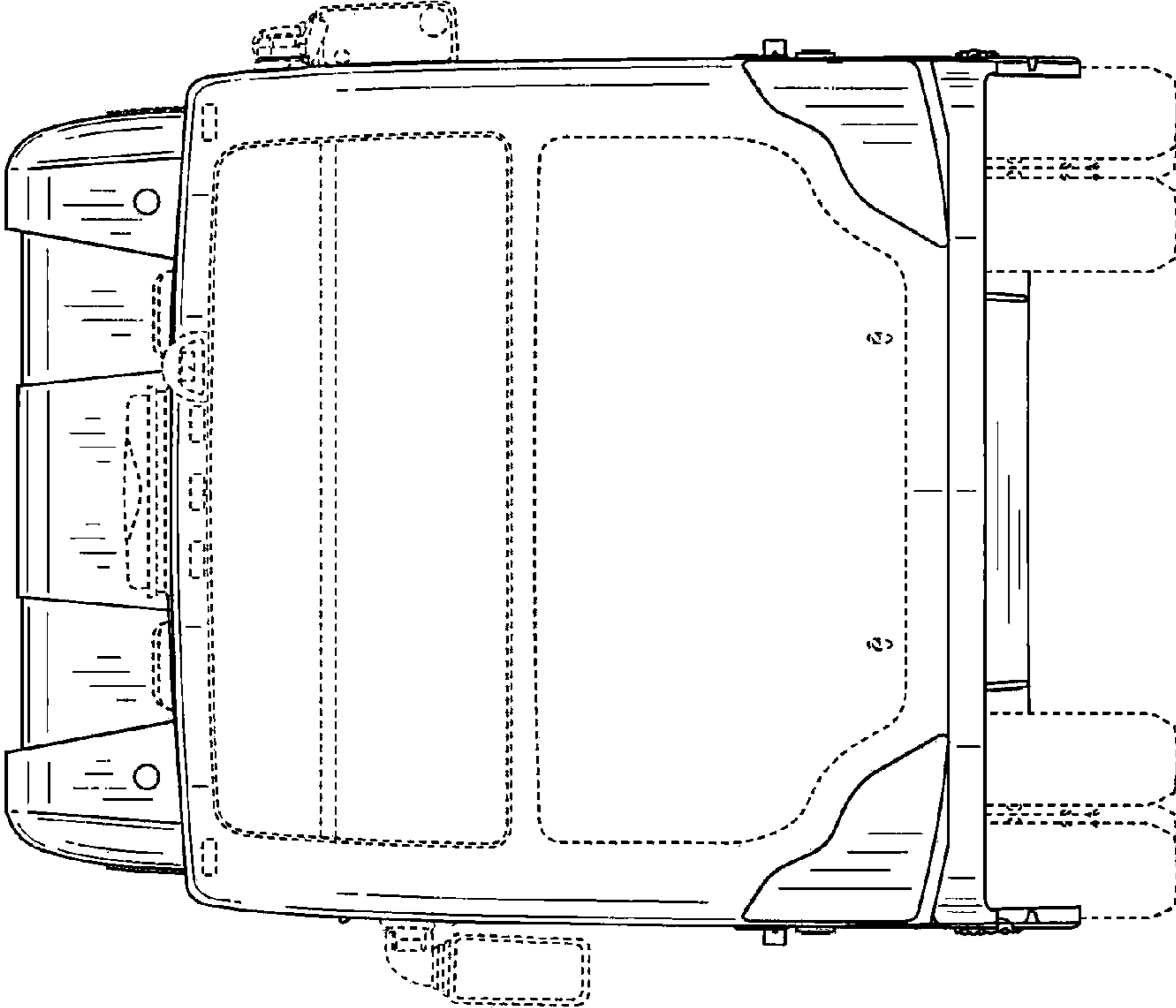


FIG. 1

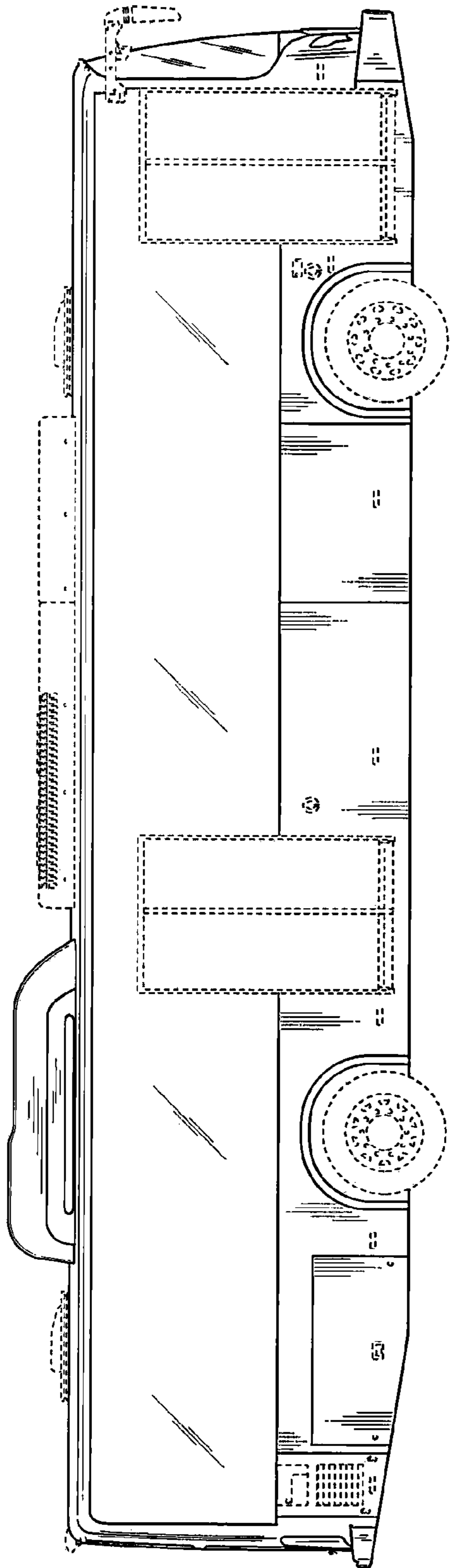


**FIG. 2**



**FIG. 3**





**FIG. 4**

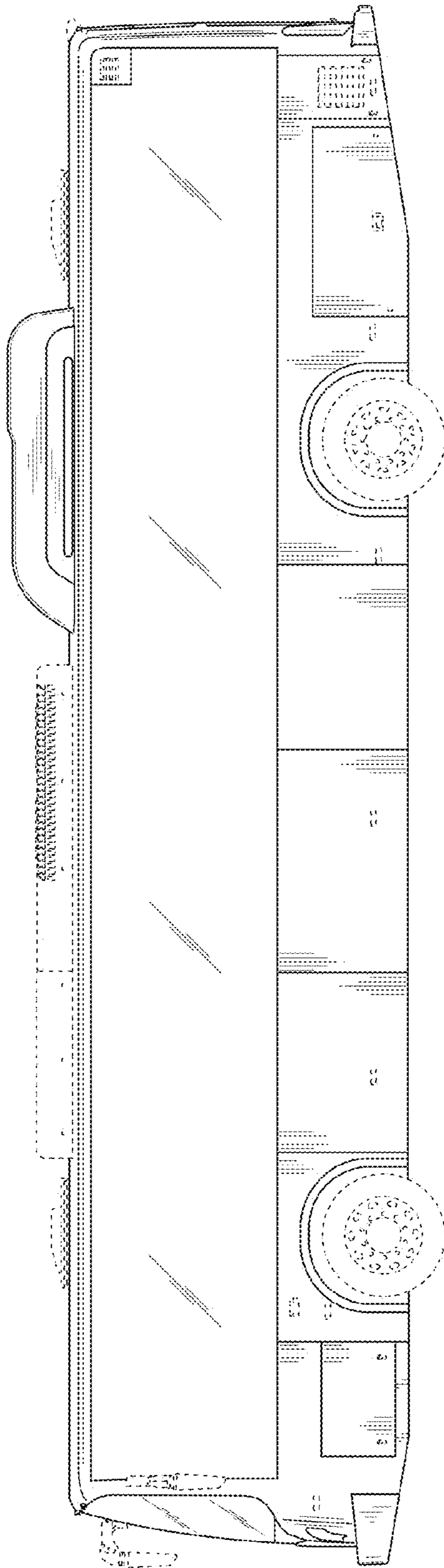
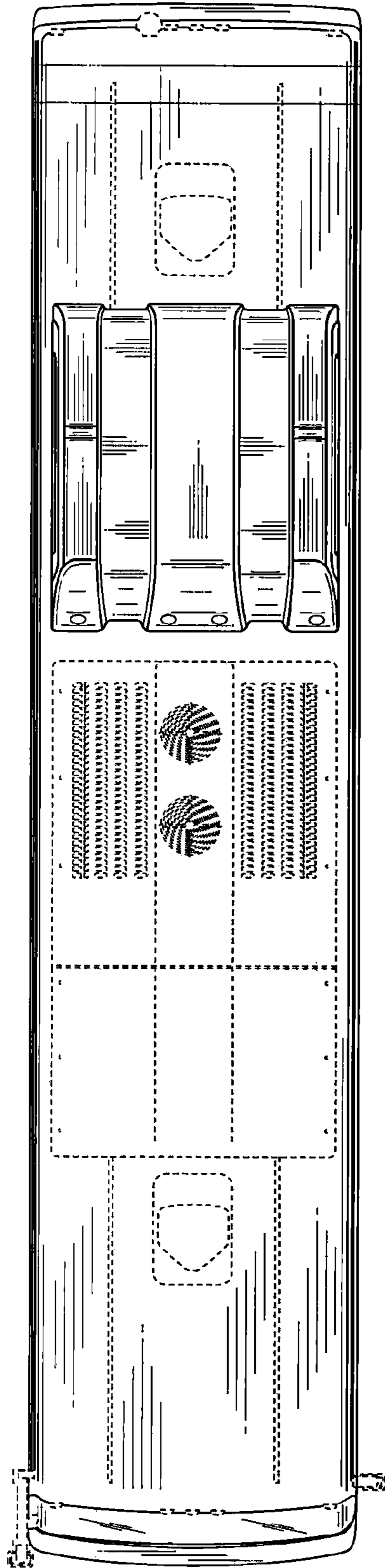


FIG. 5



**FIG. 6**