



US00D714178S

(12) **United States Design Patent**  
**Sabbioni**

(10) **Patent No.:** **US D714,178 S**  
(45) **Date of Patent:** **\*\* Sep. 30, 2014**

(54) **BRACELET**

(71) Applicant: **Luca Sabbioni**, Milan (IT)

(72) Inventor: **Luca Sabbioni**, Milan (IT)

(\*\*) Term: **14 Years**

(21) Appl. No.: **29/466,606**

(22) Filed: **Sep. 10, 2013**

(51) **LOC (10) Cl.** ..... **11-01**

(52) **U.S. Cl.**  
USPC ..... **D11/3**

(58) **Field of Classification Search**  
CPC ..... A44C 25/00; A44C 13/00; A44C 5/00;  
A44C 5/2052; A44C 5/0053; G04B 47/04;  
G04B 37/1486  
USPC ..... D11/1-29; D10/32; D2/610-623, 853,  
D2/858; D30/144, 151, 153; D24/188,  
D24/206; 63/1.11, 3, 3.1, 3.2, 5.1, 5.2, 7,  
63/11, 15, 15.1-15.4, 15.45, 15.5, 15.6,  
63/15.65, 15.7, 21; 2/16, 22, 59, 125, 126,  
2/170-172; 368/276-278, 281-283  
See application file for complete search history.

(56) **References Cited**

**U.S. PATENT DOCUMENTS**

2,378,755 A \* 6/1945 Dowling ..... A44C 5/00  
3,603,493 A \* 9/1971 Frohlich ..... D10/32  
D340,879 S \* 11/1993 French ..... D11/6

D368,231 S \* 3/1996 McFadden ..... D11/4  
D422,526 S \* 4/2000 Gueit ..... D11/25  
D463,308 S \* 9/2002 Skiles ..... D11/3  
D495,267 S \* 8/2004 Pachachi ..... D11/5  
D497,566 S \* 10/2004 Pucci ..... D11/4  
D497,826 S \* 11/2004 Nelson ..... D11/3  
7,152,989 B2 \* 12/2006 Radley-Smith ..... 63/3  
D547,227 S \* 7/2007 Del Valle ..... D11/3  
D649,080 S \* 11/2011 Neary ..... D11/3  
2003/0066308 A1 \* 4/2003 Radley-Smith ..... 63/3

\* cited by examiner

*Primary Examiner* — Garth Rademaker

*Assistant Examiner* — Llorellys Martinez-Rivera

(74) *Attorney, Agent, or Firm* — Egbert Law Offices, PLLC

(57) **CLAIM**

The ornamental design for a bracelet, as shown and described.

**DESCRIPTION**

FIG. 1 is a top perspective view of a bracelet showing my new design;

FIG. 2 is a top plan view thereof;

FIG. 3 is a bottom plan view thereof;

FIG. 4 is a side elevation view thereof;

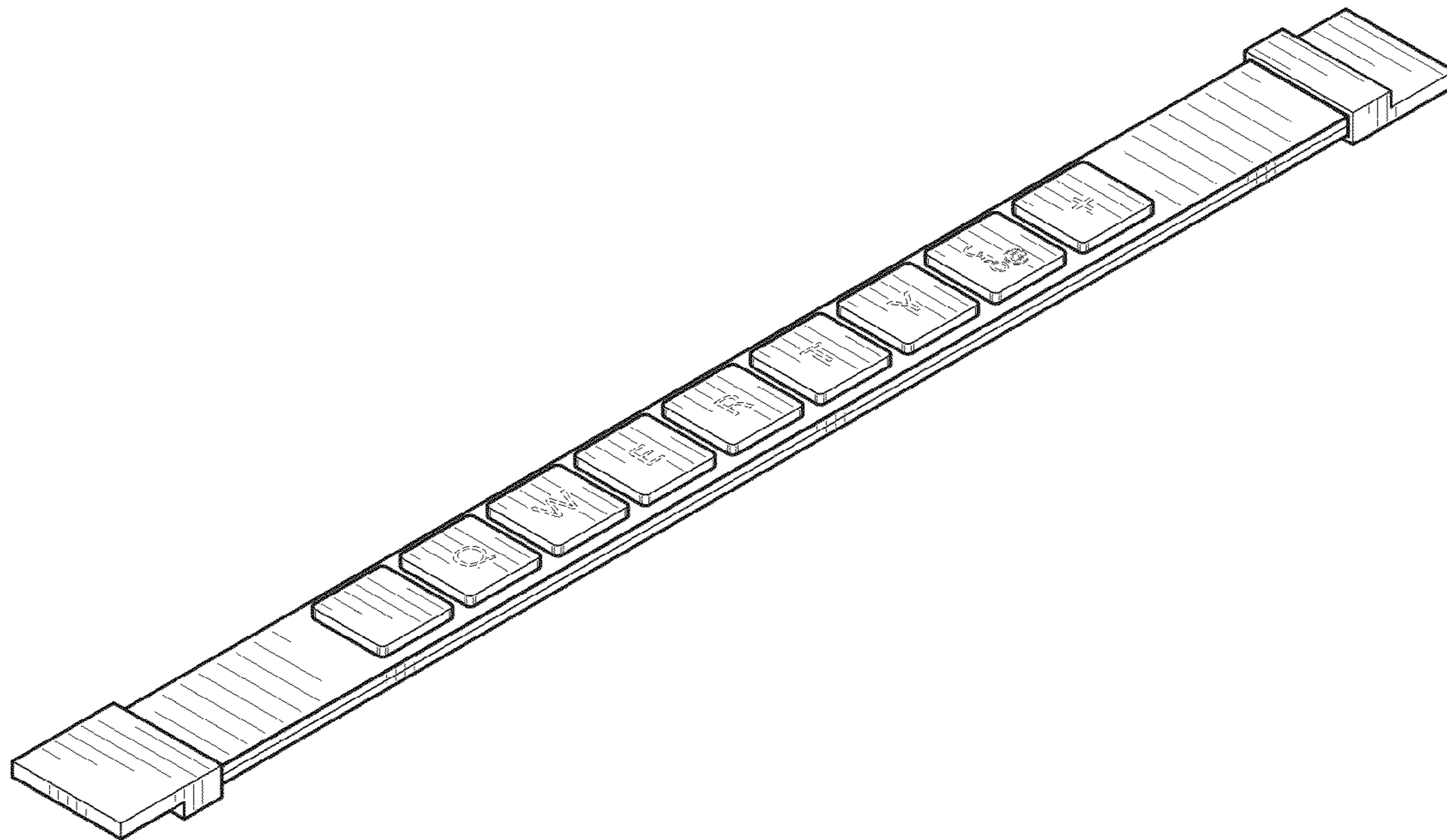
FIG. 5 is an opposite side elevation view thereof;

FIG. 6 is a front elevation view thereof; and,

FIG. 7 is a rear elevation view thereof.

The broken line portions of FIGS. 1 and 6 are included to show environmental subject matter only and form no part of the claimed design.

**1 Claim, 1 Drawing Sheet**



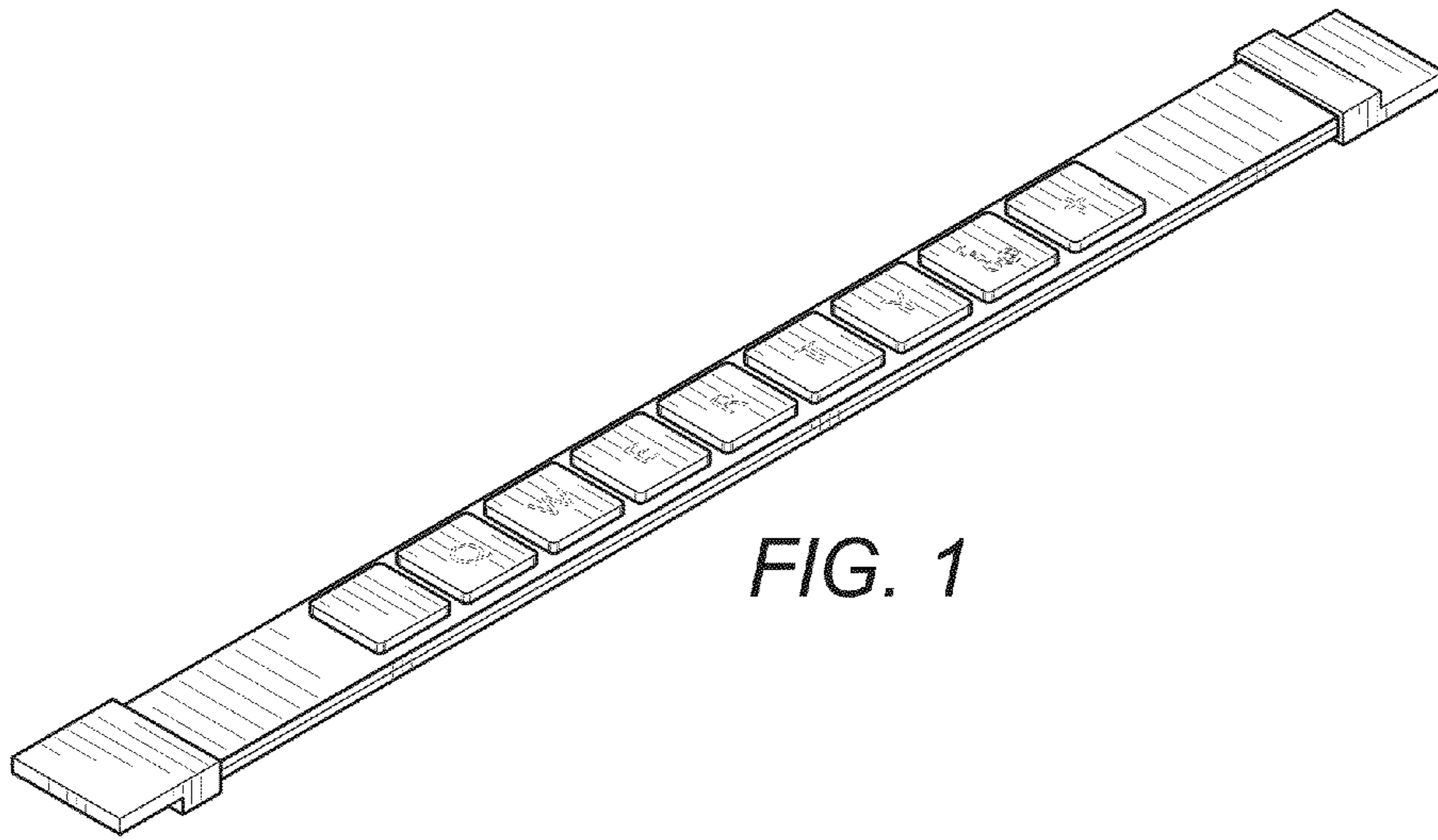


FIG. 1

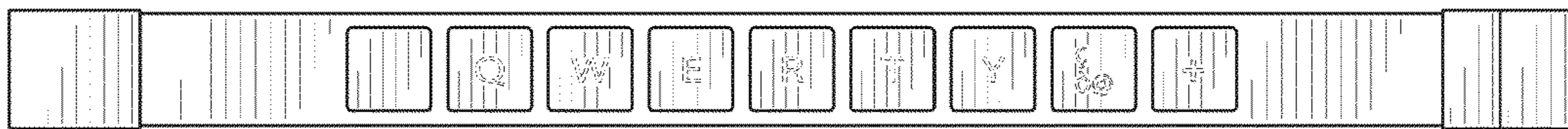


FIG. 2

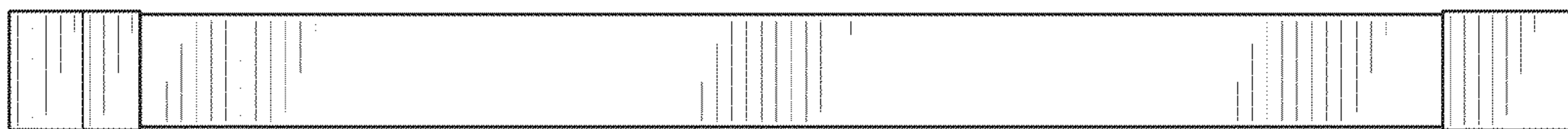


FIG. 3




FIG. 4




FIG. 5




FIG. 6




FIG. 7