



US00D714156S

(12) **United States Design Patent**  
**Lauret**

(10) **Patent No.:** **US D714,156 S**

(45) **Date of Patent:** **\*\* Sep. 30, 2014**

(54) **BOTTLE**

(75) Inventor: **Richard Lauret**, Vienne-en-Arthies (FR)

(73) Assignee: **Saverglass, Inc.**, Ramsey, NJ (US)

(\*\*) Term: **14 Years**

(21) Appl. No.: **29/430,930**

(22) Filed: **Aug. 31, 2012**

(51) **LOC (10) Cl.** ..... **09-01**

(52) **U.S. Cl.**

USPC ..... **D9/560**

(58) **Field of Classification Search**

CPC ..... B65D 1/00; B65D 1/02; B65D 1/0207;  
B65D 1/0223

USPC ..... D9/516, 530, 541–542, 544, 546,  
D9/559–560, 566, 572–574, 682, 686–687,  
D9/694; D7/300, 300.1, 598; 215/379,  
215/381–382; 220/660, 662, 675

See application file for complete search history.

(56) **References Cited**

**U.S. PATENT DOCUMENTS**

D343,580 S \* 1/1994 Reynaud ..... D9/560  
D504,067 S \* 4/2005 Feletto ..... D9/516  
D517,424 S \* 3/2006 Martos Sanchez ..... D9/682  
D579,785 S \* 11/2008 Rica ..... D9/574  
D580,773 S \* 11/2008 Rica ..... D9/574

D581,800 S \* 12/2008 Rica ..... D9/544  
D691,484 S \* 10/2013 Fitzgerald ..... D9/560  
D698,256 S \* 1/2014 Thompson ..... D9/560

**FOREIGN PATENT DOCUMENTS**

WO DM/079871 \* 1/2013

\* cited by examiner

*Primary Examiner* — Ian Simmons

*Assistant Examiner* — Dana L Meyrow

(74) *Attorney, Agent, or Firm* — Fross Zelnick Lehrman & Zissu, P.C.; Charles T.J. Weigell, Esq.

(57) **CLAIM**

The ornamental design for a bottle, as shown and described.

**DESCRIPTION**

FIG. 1 is a front view of a bottle showing my new design (with the rear view and side views being the same);

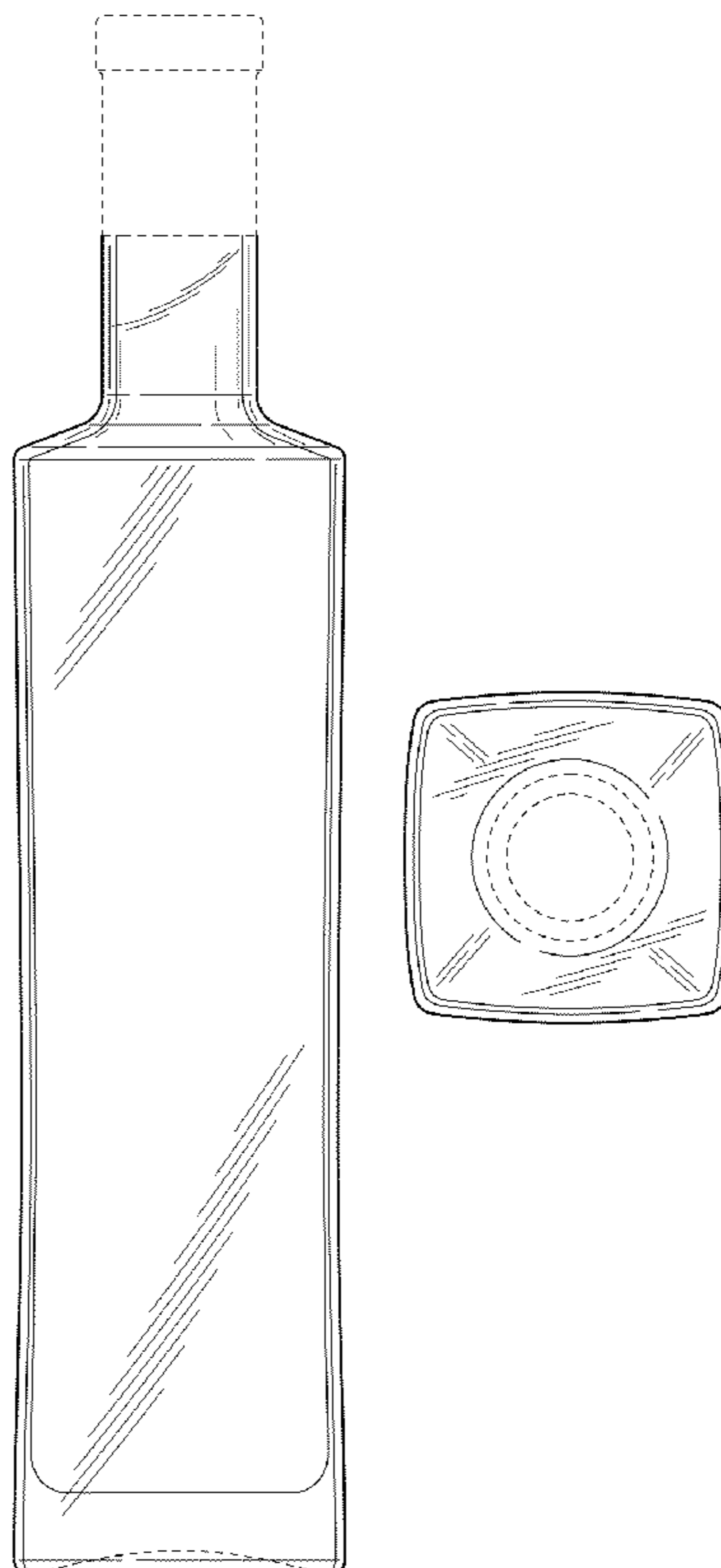
FIG. 2 is a top view of the bottle shown in FIG. 1;

FIG. 3 is a bottom view of the bottle shown in FIG. 1; and,

FIG. 4 is a front perspective view of the bottle shown in FIG. 1.

The evenly dashed broken lines in the drawings depicting the top portion of the bottle and a portion of the bottom surface illustrate the portions of the design that form no part of the claim. The short dash-long dash broken lines in the drawings define the bounds of the claim and form no part thereof.

**1 Claim, 3 Drawing Sheets**






FIG. 1

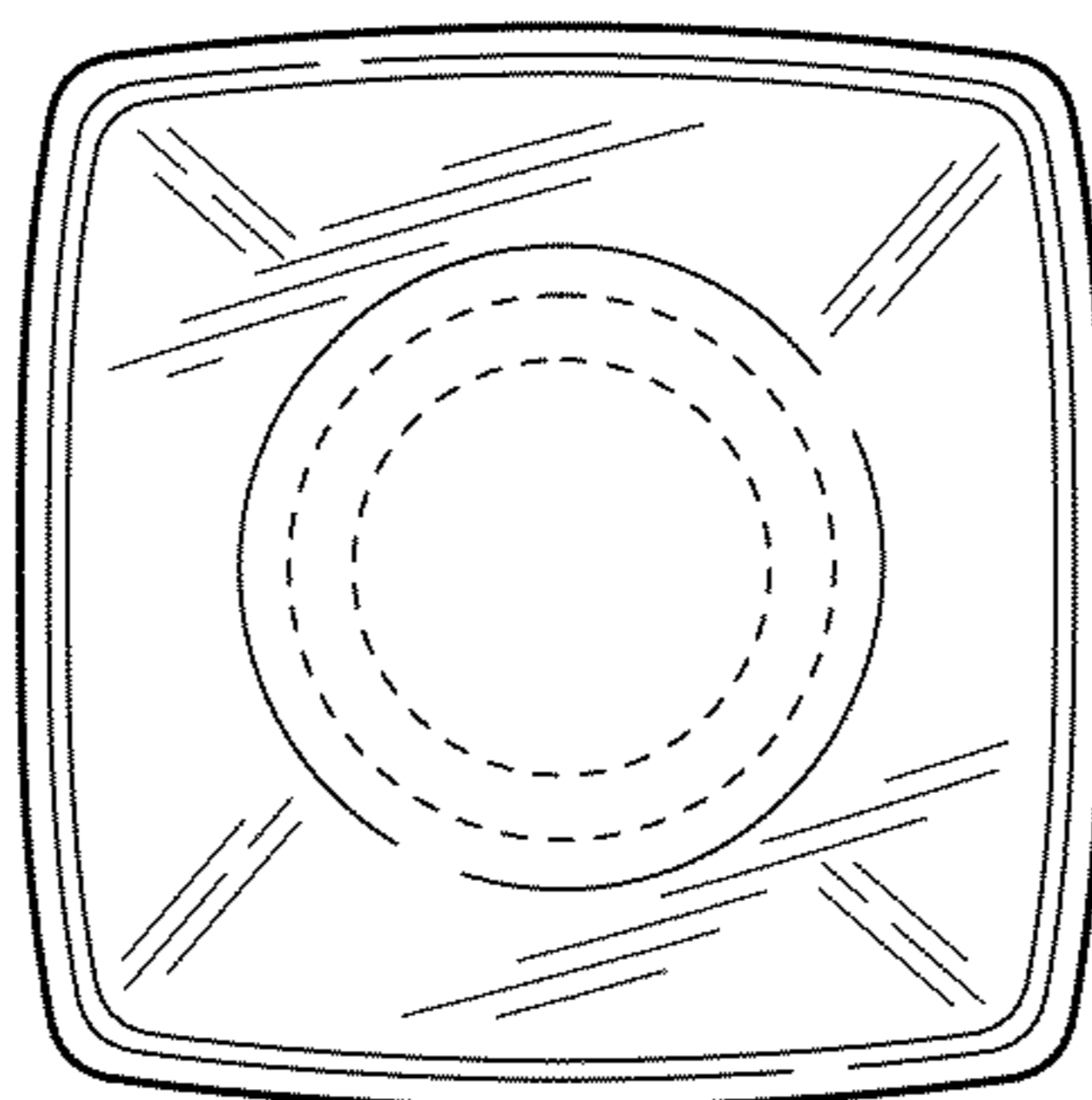


FIG. 2




FIG. 3

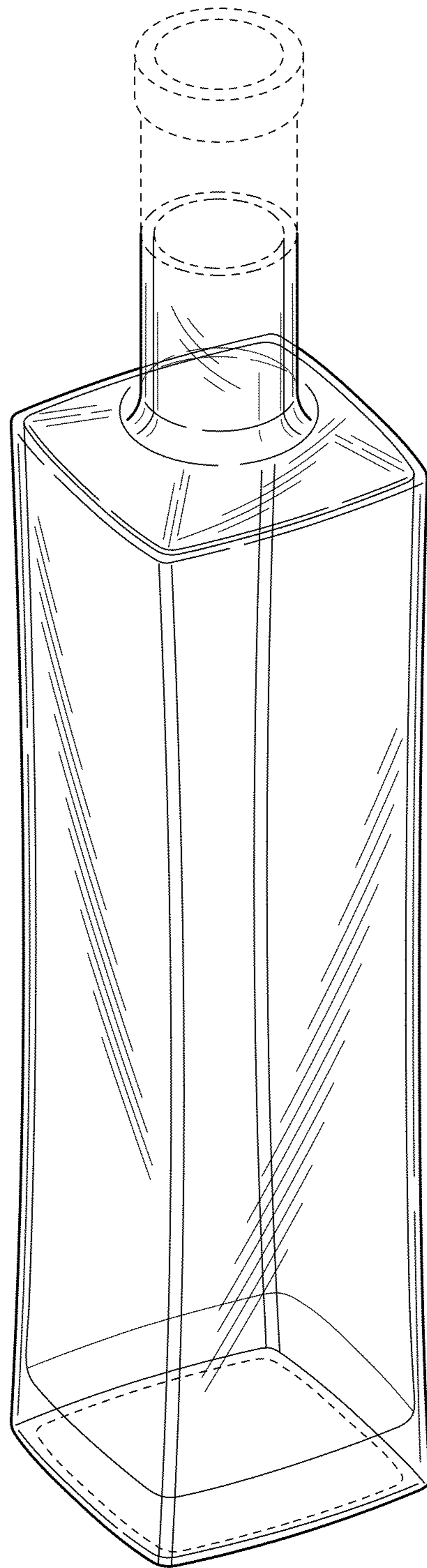


FIG. 4