



US00D714155S

(12) **United States Design Patent**
Tanaka et al.

(10) **Patent No.:** **US D714,155 S**

(45) **Date of Patent:** **** Sep. 30, 2014**

(54) **BOTTLE**

(75) Inventors: **Hideki Tanaka**, Tokyo (JP); **Yoshiharu Tsukino**, Kyoto (JP); **Susumu Uruno**, Kyoto (JP)

(73) Assignee: **Takara Shuzo Co., Ltd.**, Kyoto (JP)

(**) Term: **14 Years**

(21) Appl. No.: **29/407,600**

(22) Filed: **Nov. 30, 2011**

(30) **Foreign Application Priority Data**

May 30, 2011 (JP) 2011-012111

May 30, 2011 (JP) 2011-012112

(51) **LOC (10) Cl.** **09-01**

(52) **U.S. Cl.**

USPC **D9/552**; D9/571; D9/573

(58) **Field of Classification Search**

USPC D9/775, 516, 537-541, 549, 552, 556,
D9/559, 565, 574-575; 215/381-385, 379;
220/675

See application file for complete search history.

(56) **References Cited**

U.S. PATENT DOCUMENTS

D158,367 S *	5/1950	Fantel	D9/552 X
D174,646 S *	5/1955	Lorenzen	D9/552
D186,085 S *	9/1959	Dallas	D9/552
D195,063 S *	4/1963	Lilling	D9/541 X
D201,315 S *	6/1965	Koenigsberg	D9/552
D216,361 S *	12/1969	Pappas	D9/538
D230,136 S *	1/1974	Strand	D9/552
D285,732 S *	9/1986	Holloway	D28/85
D305,984 S *	2/1990	Alberghini et al.	D9/500
D358,547 S *	5/1995	Darr	D9/559 X
5,593,056 A *	1/1997	Mero et al.	215/382
D380,356 S *	7/1997	Husted	D7/679

D389,068 S *	1/1998	Hooker	D9/537 X
5,785,197 A *	7/1998	Slat	215/375
D403,244 S *	12/1998	Van Dyk et al.	D9/538 X
D423,722 S *	4/2000	Lang	D28/76
D522,873 S *	6/2006	Forget	D9/552
D546,697 S *	7/2007	Schnipper et al.	D9/529
D555,494 S *	11/2007	Darr et al.	D9/556 X
D556,590 S *	12/2007	Dorn et al.	D9/556 X
D570,701 S *	6/2008	Miller et al.	D9/556 X
D594,344 S *	6/2009	Walsh et al.	D9/560
D675,535 S *	2/2013	Nomura et al.	D9/574 X
D689,773 S *	9/2013	Nomura et al.	D9/538
D696,949 S *	1/2014	Reeber et al.	D9/516
8,714,385 B2 *	5/2014	Jung et al.	220/675 X
2006/0207961 A1 *	9/2006	Kurtz	215/379 X
2007/0068894 A1 *	3/2007	Iwashita et al.	215/382
2011/0114596 A1 *	5/2011	Jung	215/382

* cited by examiner

Primary Examiner — Carol P Rademaker

(74) *Attorney, Agent, or Firm* — Muncy, Geissler, Olds & Lowe, P.C.

(57) **CLAIM**

The ornamental design for a bottle, as shown and described.

DESCRIPTION

FIG. 1 is a front elevational view of a bottle of the present invention, the rear elevational view being identical except for the threads.

FIG. 2 is a left side front elevational view thereof, the right side elevational view being identical except for the threads.

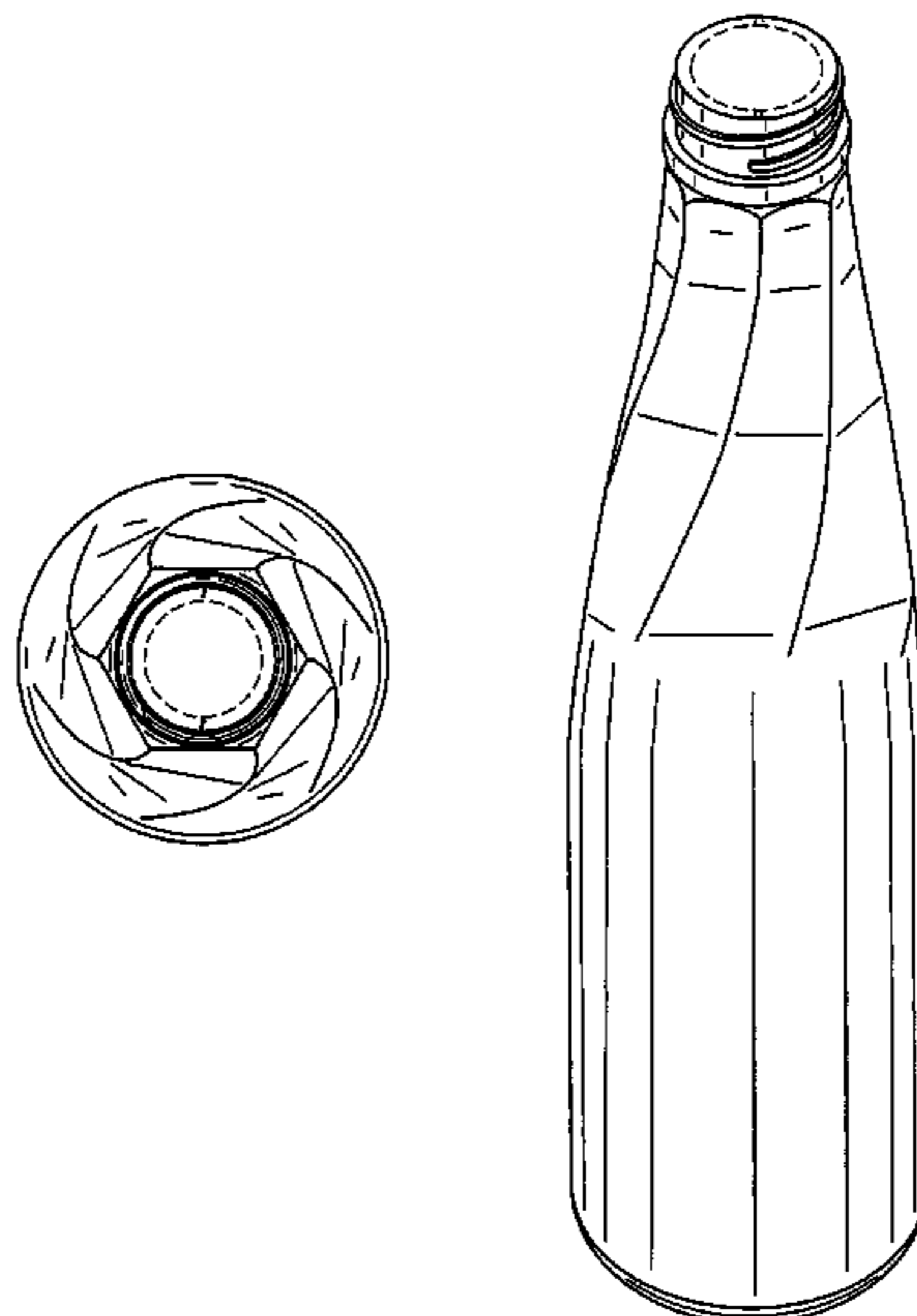
FIG. 3 is a top plan view thereof; and,

FIG. 4 is a top, front, left side perspective view thereof.

The bottom of the bottle is unornamented and forms no part of the claimed design.

The broken lines shown in the drawings of the inner portion of the pour spout of the bottle are included for the purpose of illustrating environmental structure and form no part of the claimed design.

1 Claim, 4 Drawing Sheets



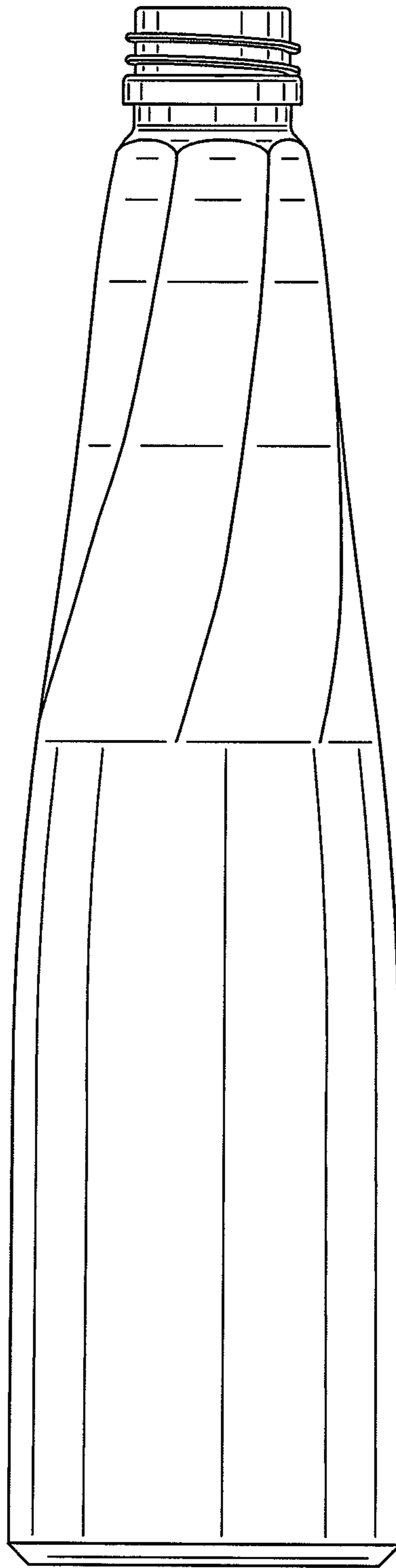


FIG.1

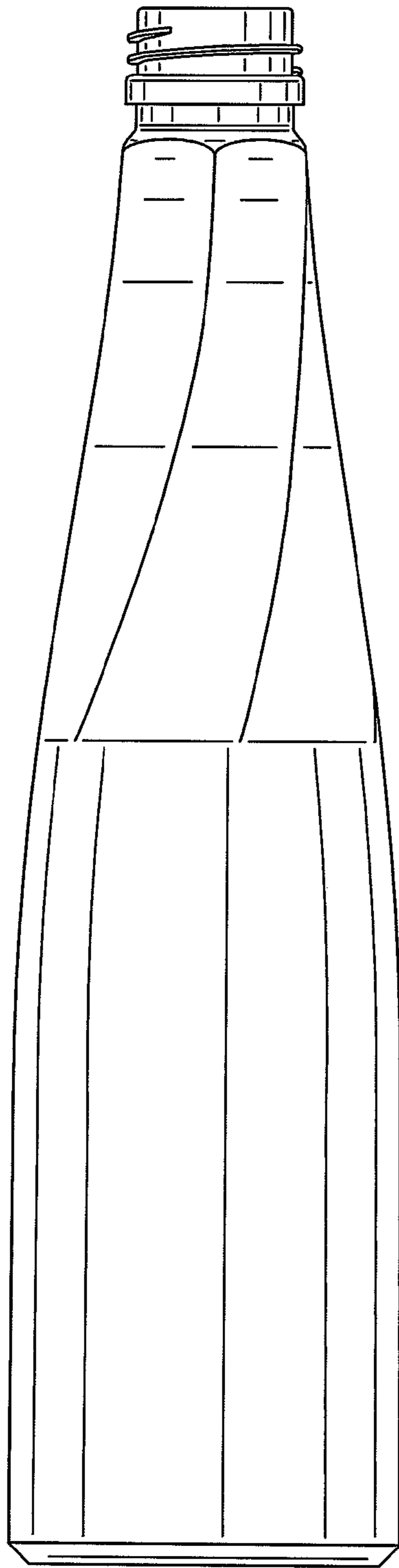


FIG. 2

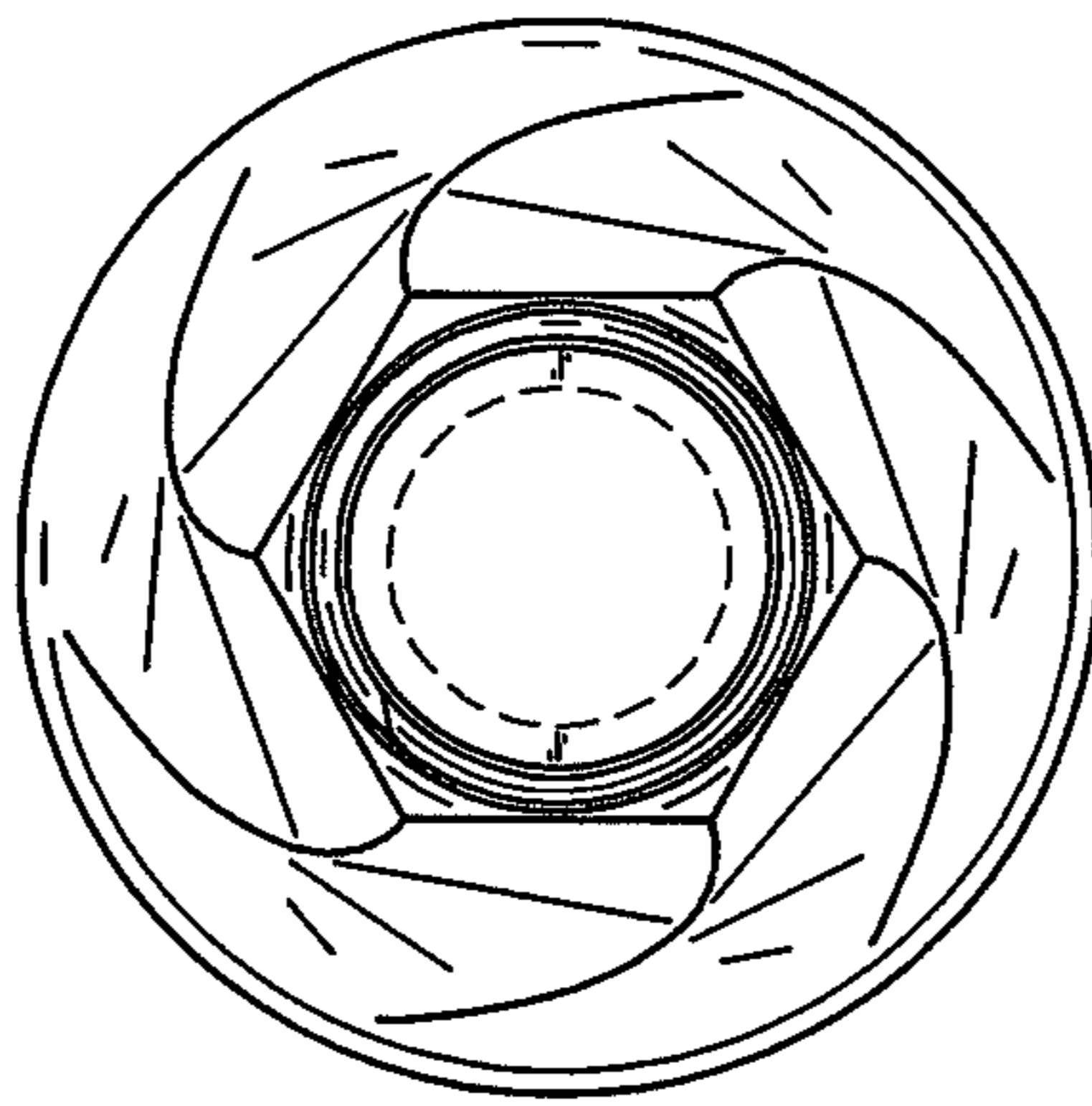


FIG.3




FIG.4