



US00D714120S

(12) **United States Design Patent**  
**Liu**

(10) **Patent No.:** **US D714,120 S**

(45) **Date of Patent:** **\*\* Sep. 30, 2014**

(54) **TOOL POSITIONING PAD**

(71) Applicant: **Ming-Fan Liu**, Taichung (TW)

(72) Inventor: **Ming-Fan Liu**, Taichung (TW)

(\*\*) Term: **14 Years**

(21) Appl. No.: **29/458,499**

(22) Filed: **Jun. 20, 2013**

(51) **LOC (10) Cl.** ..... **08-05**

(52) **U.S. Cl.**  
USPC ..... **D8/71**

(58) **Field of Classification Search**  
USPC ..... D8/71  
See application file for complete search history.

(56) **References Cited**

U.S. PATENT DOCUMENTS

D320,730 S	*	10/1991	Ediger et al.	.....	D6/469
D481,920 S	*	11/2003	Winig et al.	.....	D8/71
D494,035 S	*	8/2004	Winig et al.	.....	D8/71
D494,036 S	*	8/2004	Winig et al.	.....	D8/71
D494,436 S	*	8/2004	Winig et al.	.....	D8/71
D496,844 S	*	10/2004	Winig et al.	.....	D8/71
D497,788 S	*	11/2004	Winig et al.	.....	D8/71
D499,626 S	*	12/2004	Winig et al.	.....	D8/71
D501,125 S	*	1/2005	Winig et al.	.....	D8/71

8,104,615 B2	*	1/2012	Liu	.....	206/373
2007/0074984 A1	*	4/2007	Liu	.....	206/349
2009/0188931 A1	*	7/2009	Liu	.....	220/735
2011/0089072 A1	*	4/2011	Gillam	.....	206/523

\* cited by examiner

*Primary Examiner* — Philip S Hyder

*Assistant Examiner* — Darlington Ly

(74) *Attorney, Agent, or Firm* — patenttm.us

(57) **CLAIM**

The ornamental design for a tool positioning pad, as shown and described.

**DESCRIPTION**

FIG. 1 is a perspective view of a tool positioning pad, showing my new design;

FIG. 2 is a front view thereof;

FIG. 3 is a left side view thereof;

FIG. 4 is a right side view thereof;

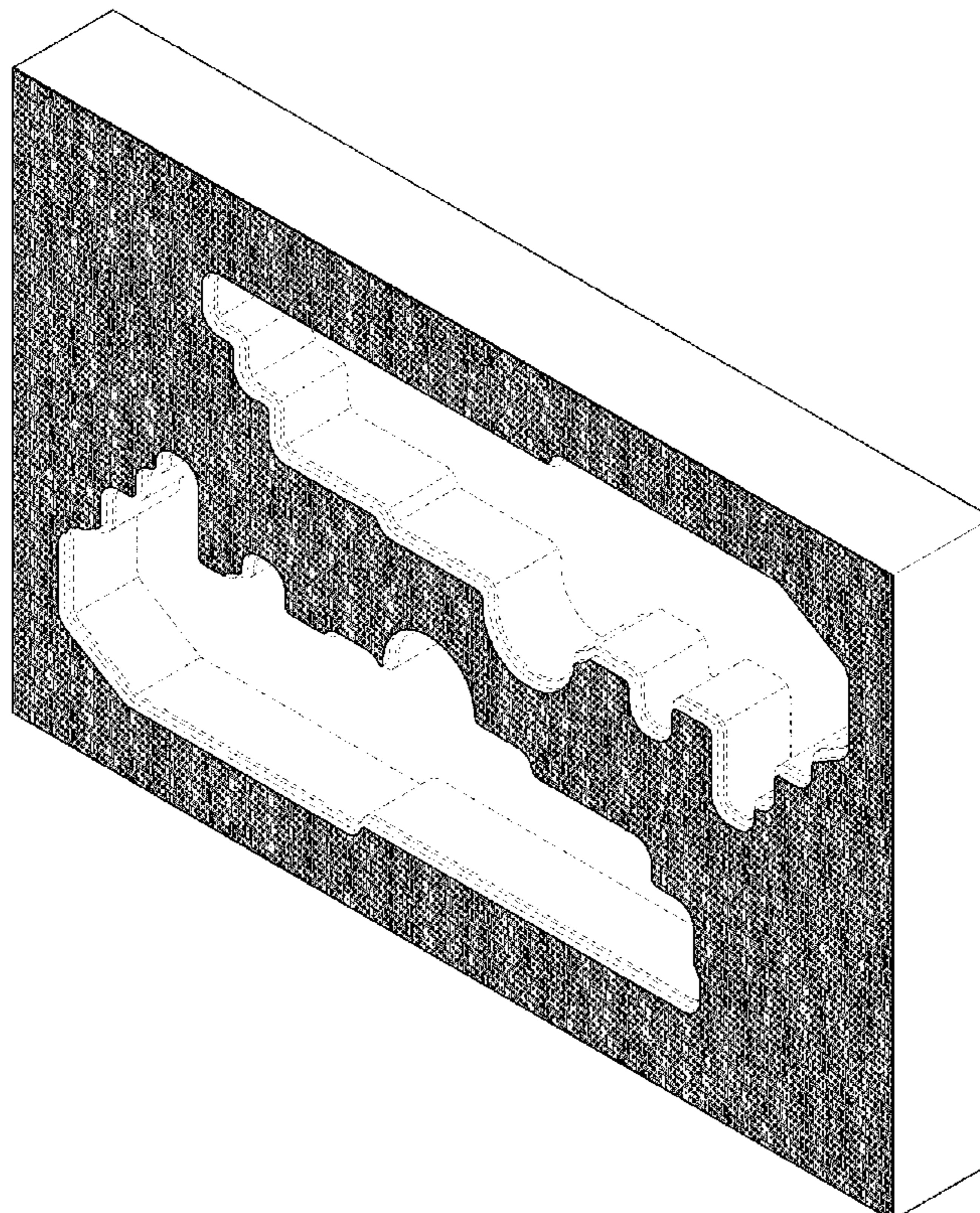
FIG. 5 is a top view thereof;

FIG. 6 is a bottom view thereof; and,

FIG. 7 is an enlarged front view thereof along a broken line 7-7 in FIG. 2.

The broken lines shown in the drawings illustrate portions of the tool positioning pad that form no part of the claimed design.

**1 Claim, 7 Drawing Sheets**



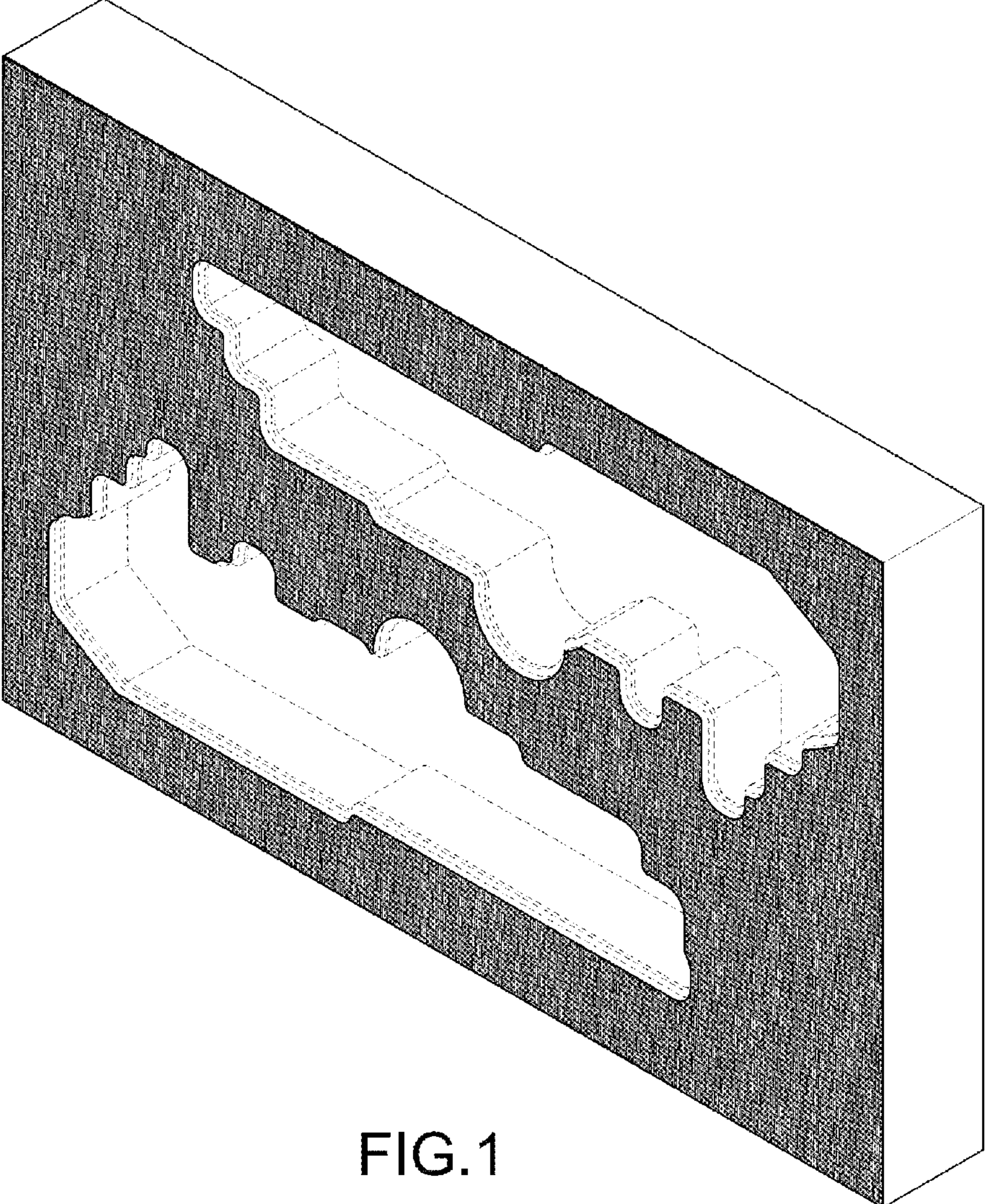


FIG.1







FIG. 2



**FIG.3**



**FIG.4**



**FIG.5**



**FIG.6**




FIG.7