



US00D714117S

(12) **United States Design Patent**  
**Smidt**

(10) **Patent No.:** **US D714,117 S**

(45) **Date of Patent:** **\*\* Sep. 30, 2014**

(54) **RATCHET HANDLE**

(71) Applicant: **Harbor Freight Tools USA, Inc.**,  
Calabasas, CA (US)

(72) Inventor: **Eric Smidt**, Calabasas, CA (US)

(73) Assignee: **Harbor Freight Tools USA, Inc.**,  
Calabasas, CA (US)

(\*\*) Term: **14 Years**

(21) Appl. No.: **29/466,782**

(22) Filed: **Sep. 11, 2013**

(51) **LOC (10) Cl.** ..... **08-05**

(52) **U.S. Cl.**  
USPC ..... **D8/29**

(58) **Field of Classification Search**  
USPC ..... D8/107, 14, 21, 24, 25, 40, 45, 80, 83,  
D8/94, 102, 300; D4/138, 131-135;  
D7/387, 393-395, 693, 695; D15/17,  
D15/18; D30/159; 30/167, 169; 16/110.1,  
16/111.1, 406, 422, 430, 431, 902; 81/58,  
81/177.1, 181, 466, 487, 489; D32/51;  
D24/133, 127

See application file for complete search history.

(56) **References Cited**

**U.S. PATENT DOCUMENTS**

5,619,890 A \* 4/1997 Hattori et al. .... 81/59.1  
D422,192 S \* 4/2000 Cleveland ..... D8/107

6,216,567 B1 \* 4/2001 Hu ..... 81/177.9  
6,431,031 B1 \* 8/2002 Hu ..... 81/63.2  
D494,824 S \* 8/2004 Hernandez ..... D8/47  
6,915,723 B2 \* 7/2005 Hsieh ..... 81/60  
D527,242 S \* 8/2006 Hsieh ..... D8/107  
D530,587 S \* 10/2006 Saunders ..... D8/107  
7,954,402 B2 \* 6/2011 Crawford ..... 81/63

\* cited by examiner

*Primary Examiner* — Randall Gholson

(74) *Attorney, Agent, or Firm* — Tarter Krinsky & Drogin  
LLP

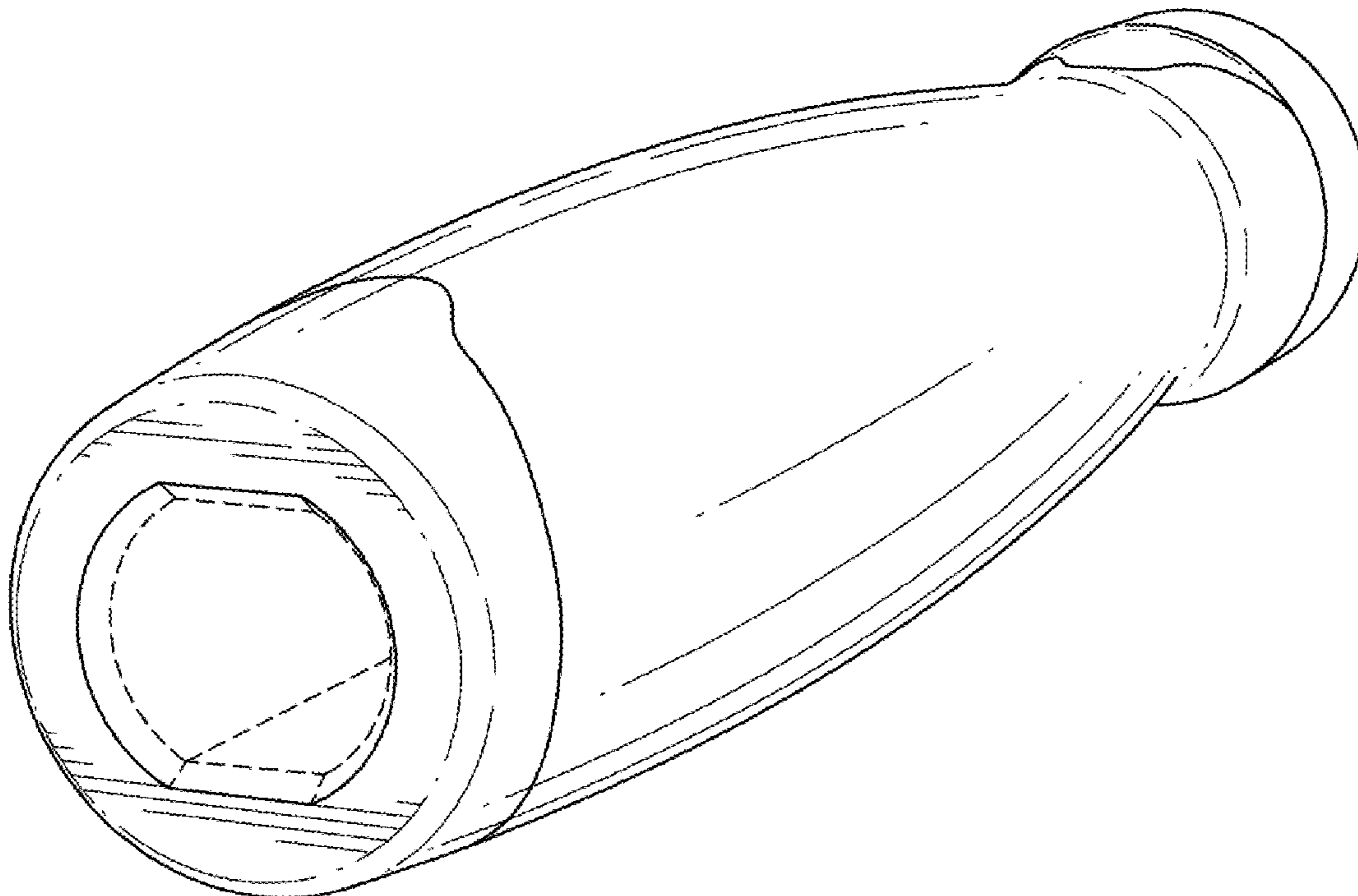
(57) **CLAIM**

The ornamental design for a ratchet handle, as shown and described.

**DESCRIPTION**

FIG. 1 is a top perspective view of a first embodiment of a ratchet handle;  
FIG. 2 is a front side elevational view thereof;  
FIG. 3 is a side elevational view thereof;  
FIG. 4 is a back side elevational view thereof;  
FIG. 5 is another side elevational view thereof;  
FIG. 6 is a bottom plan view thereof;  
FIG. 7 is a top plan view thereof; and,  
FIG. 8 is a top perspective view of the ratchet handle showing a ratchet wrench head in broken lines.  
The phantom lines shown in the drawings show unclaimed subject matter only and form no part of the claimed design.

**1 Claim, 5 Drawing Sheets**



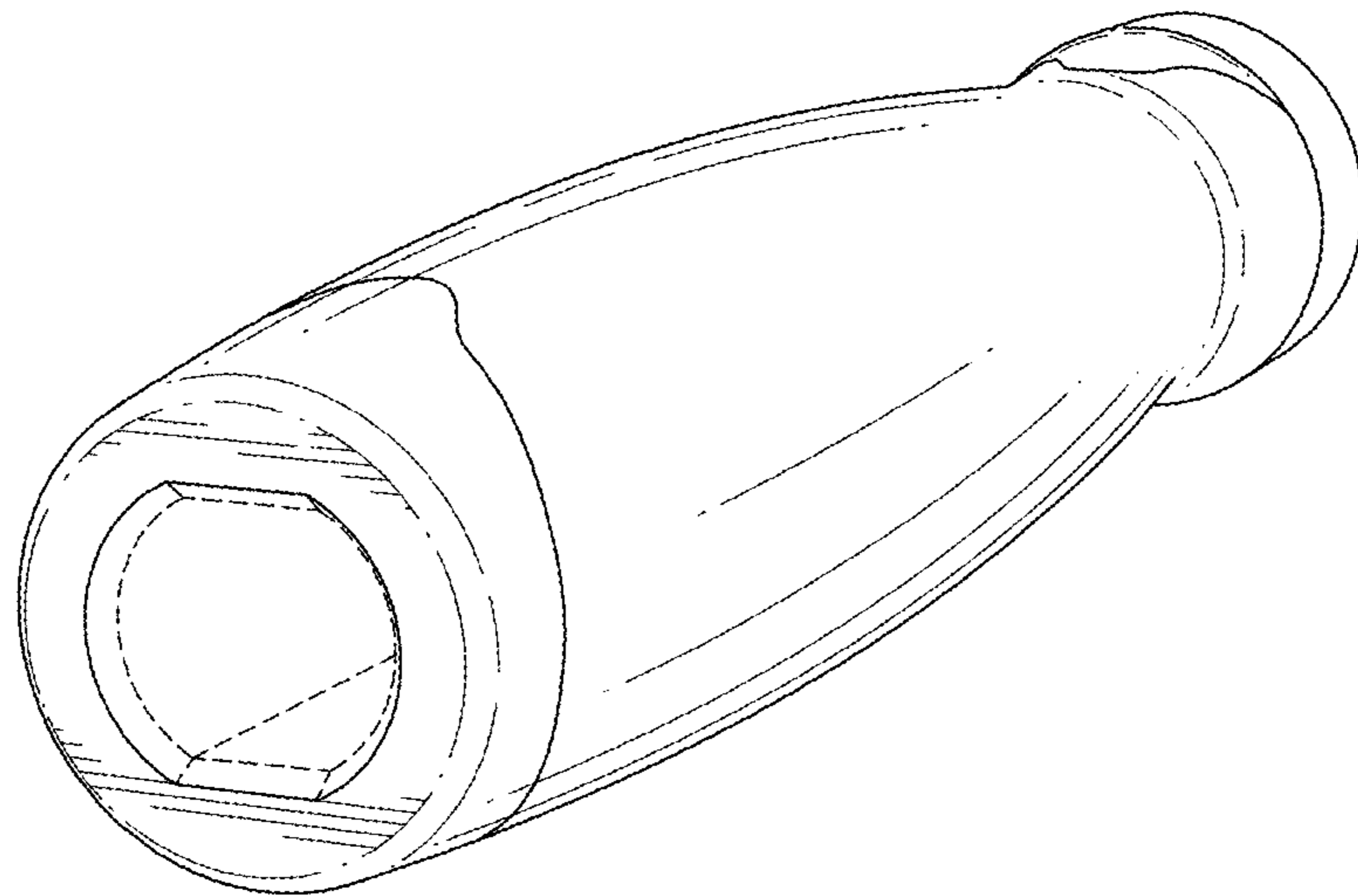


FIG. 1

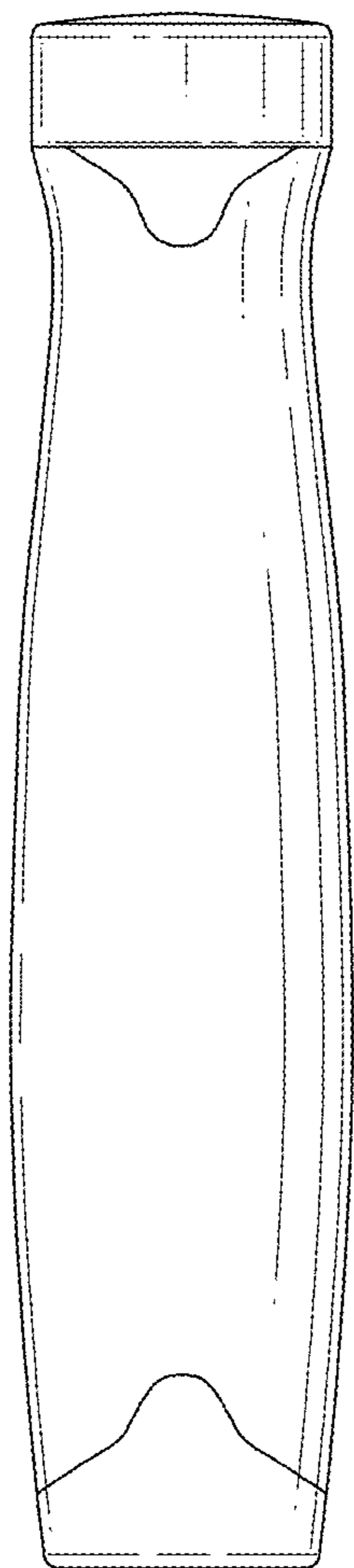


FIG. 2

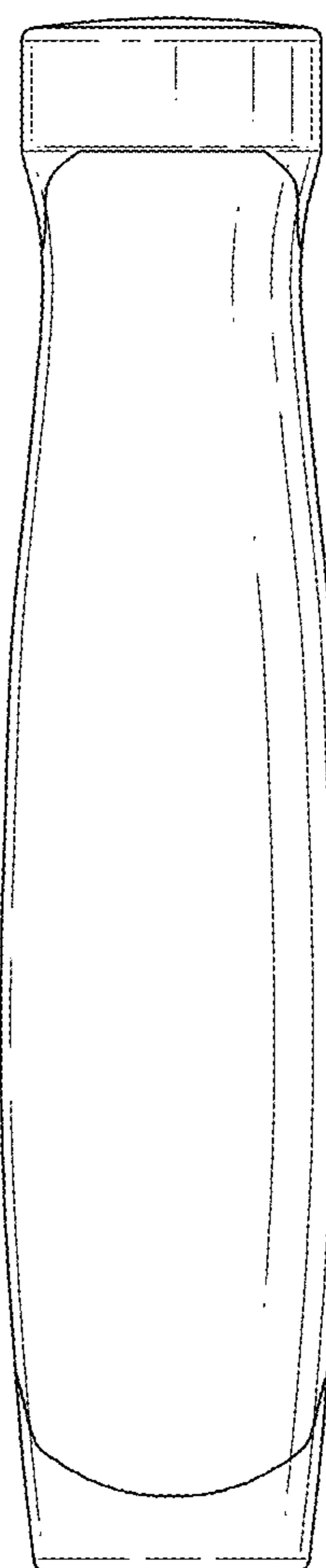


FIG. 3

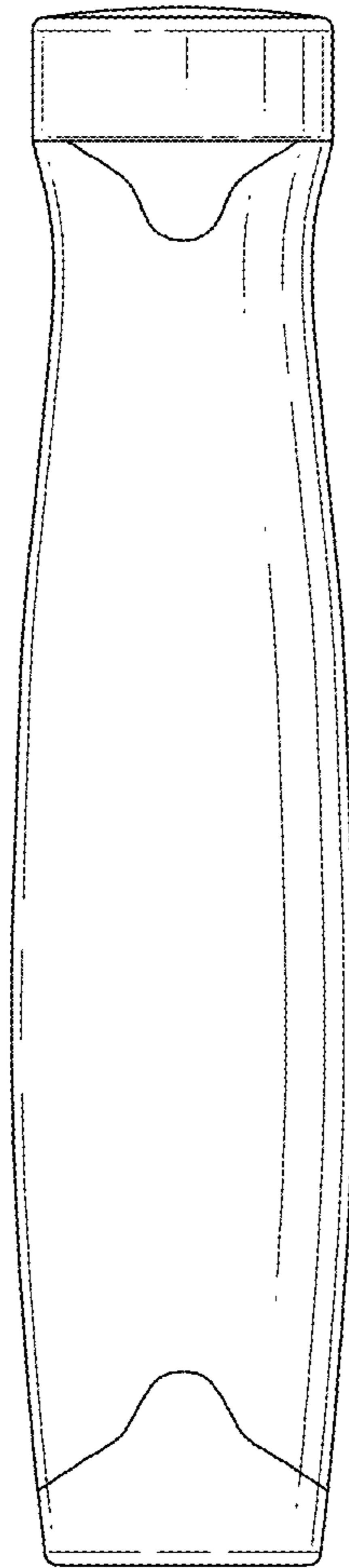


FIG. 4

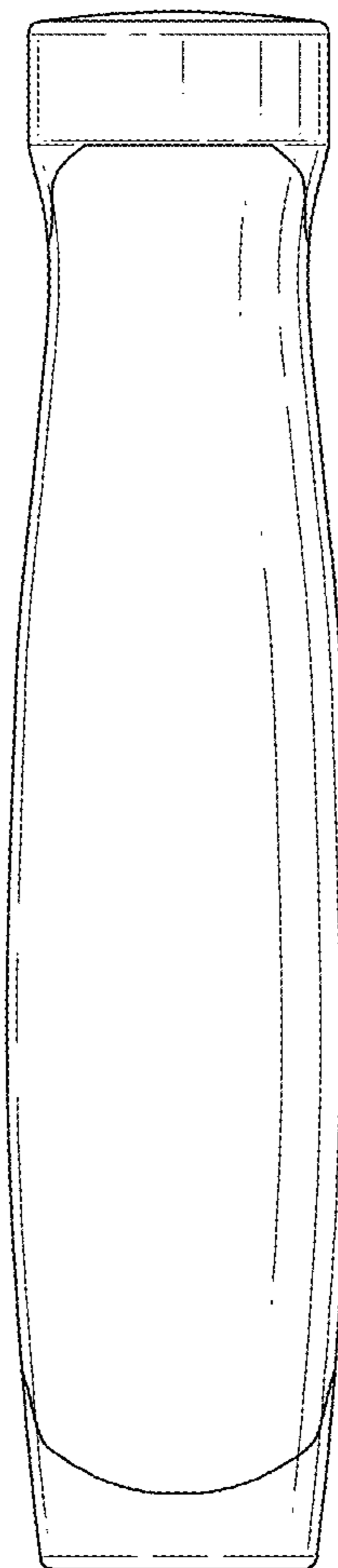


FIG. 5

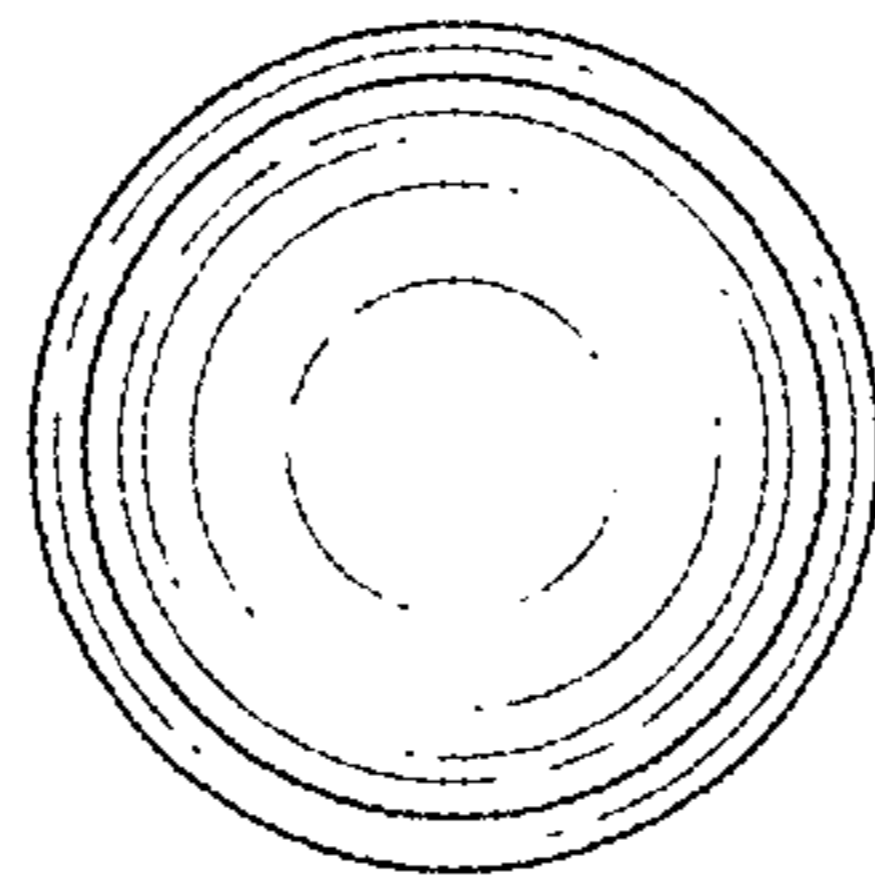


FIG. 6

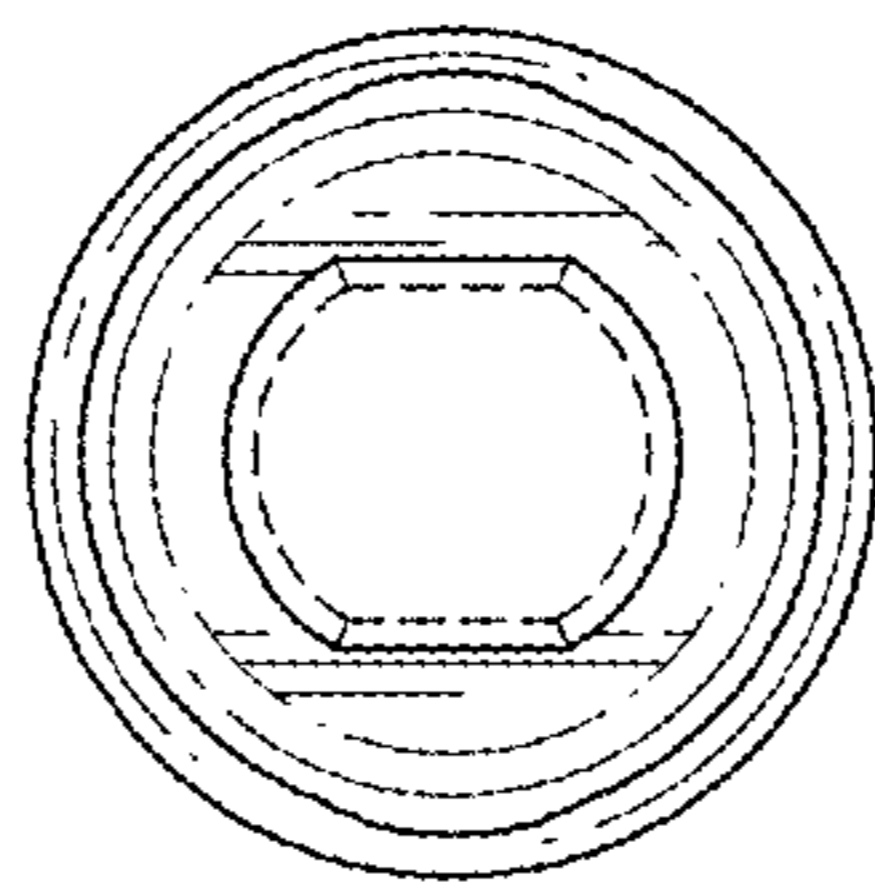


FIG. 7

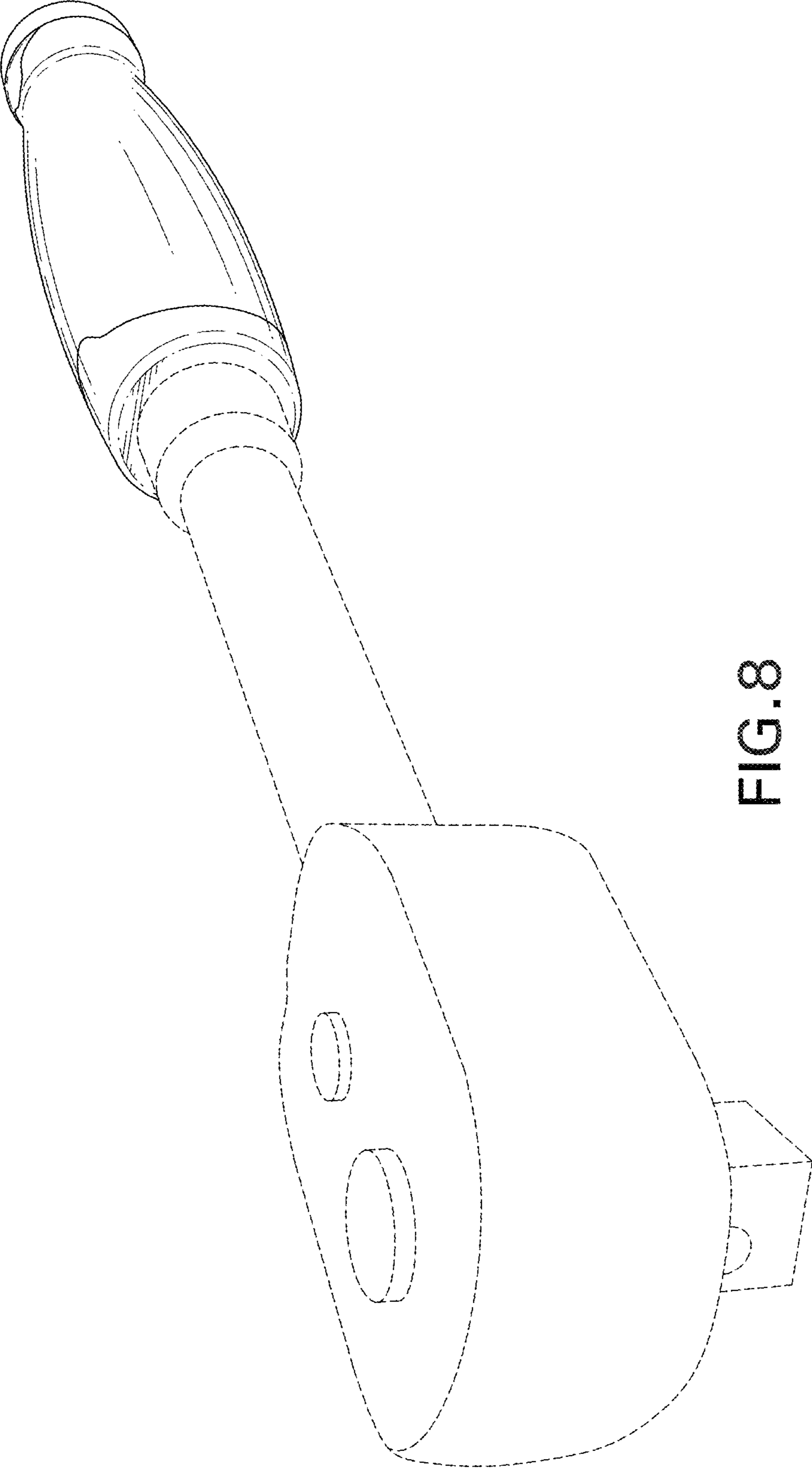


FIG. 8