



US00D714111S

(12) **United States Design Patent**
Robinson et al.

(10) **Patent No.:** **US D714,111 S**

(45) **Date of Patent:** **** Sep. 30, 2014**

(54) **TOOL HANDLE**

(71) Applicants: **Glenn Robinson**, Parkland, FL (US);
Allan Ospina, Hallandale Beach, FL
(US)

(72) Inventors: **Glenn Robinson**, Parkland, FL (US);
Allan Ospina, Hallandale Beach, FL
(US)

(73) Assignee: **IBT Holdings, LLC**, Deerfield Beach,
FL (US)

(**) Term: **14 Years**

(21) Appl. No.: **29/463,376**

(22) Filed: **Nov. 4, 2013**

(51) **LOC (10) Cl.** **08-05**

(52) **U.S. Cl.**
USPC **D8/22**

(58) **Field of Classification Search**
USPC D8/17, 21-29, 97, 107; 81/60, 177.1,
81/177.85, 121.1, 124.3, 165-170, 110.1,
81/176.2, 124.6, 176.1, 176.15, 177.2,
81/186; 16/110.1; D15/144.1; 219/75,
219/227, 229, 121.16, 121.18
See application file for complete search history.

(56) **References Cited**

U.S. PATENT DOCUMENTS

D468,617 S * 1/2003 Wang D8/107
D610,895 S * 3/2010 Garcia et al. D8/107
D614,930 S * 5/2010 Garcia et al. D8/83

D617,617 S * 6/2010 Garcia et al. D8/22
D618,076 S * 6/2010 Garcia et al. D8/22
D619,866 S * 7/2010 Deguglimo et al. D8/25
D633,163 S * 2/2011 Fitzpatrick et al. D22/108
D633,357 S * 3/2011 Garcia et al. D8/83
D633,358 S * 3/2011 Deguglimo et al. D8/83
D633,762 S * 3/2011 Zhou et al. D8/22
D651,056 S * 12/2011 Robinson et al. D8/25
D651,879 S * 1/2012 Robinson et al. D8/25
D651,880 S * 1/2012 Robinson et al. D8/25
D655,594 S * 3/2012 Robinson et al. D8/107
D661,569 S * 6/2012 Chen D8/107
D663,177 S * 7/2012 Chen D8/25
D674,264 S * 1/2013 Robinson et al. D8/83

* cited by examiner

Primary Examiner — Randall Gholson

(74) *Attorney, Agent, or Firm* — Dan DeLaRosa

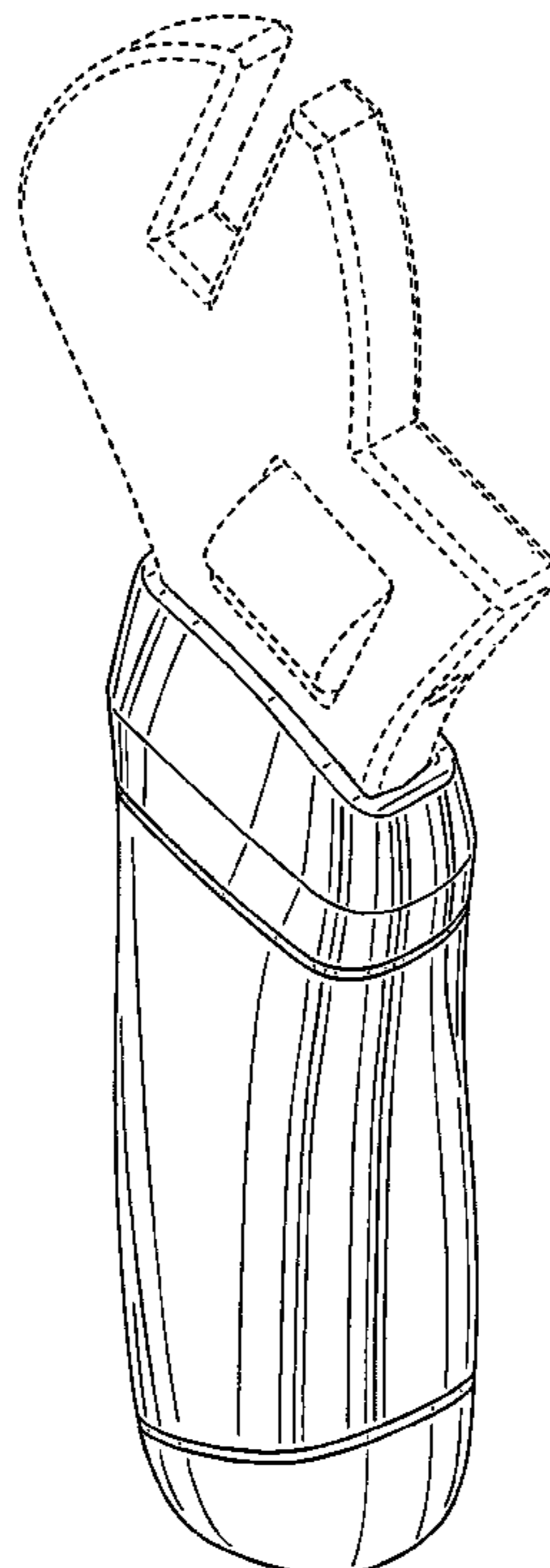
(57) **CLAIM**

The ornamental design for a tool handle, as shown and described.

DESCRIPTION

FIG. 1 is a front perspective view of the tool handle of the present invention showing my new design;
FIG. 2 is a front side elevational view thereof;
FIG. 3 is a back side elevational view thereof;
FIG. 4 is a side elevational view thereof;
FIG. 5 is another side elevational view thereof;
FIG. 6 is a top plan view thereof; and,
FIG. 7 is a bottom plan view thereof.
The broken lines shown in the drawings show unclaimed subject matter only and form no part of the claimed design.

1 Claim, 6 Drawing Sheets



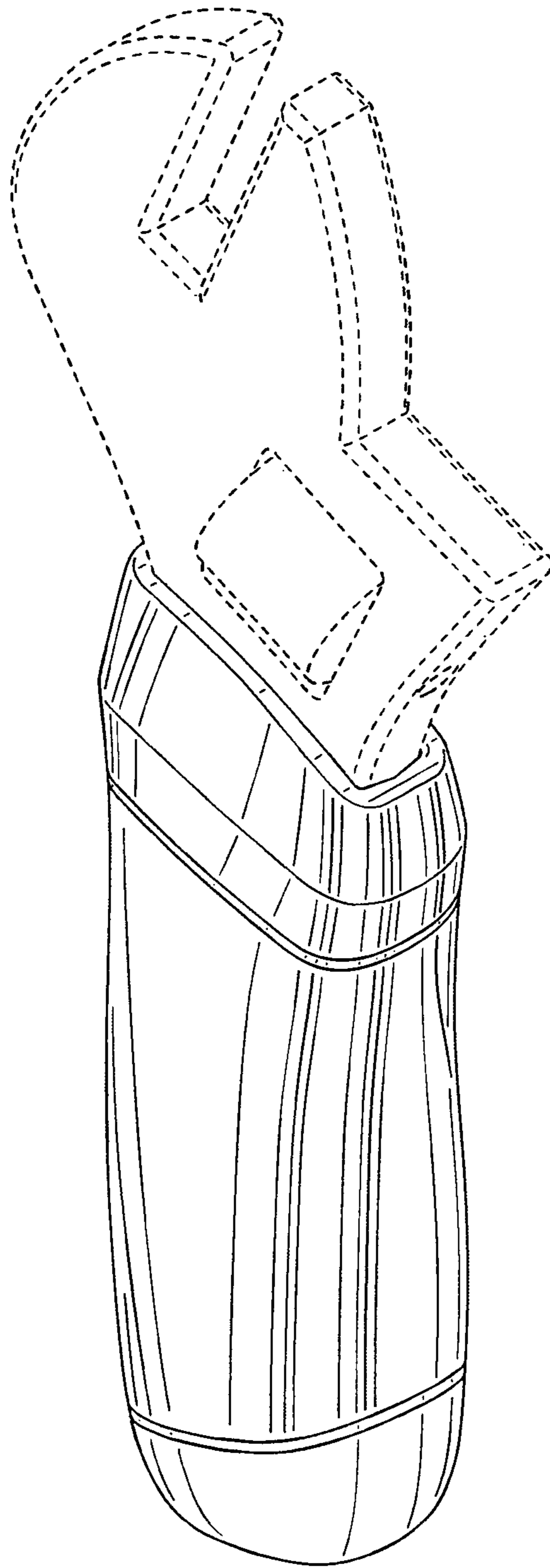


FIG. 1

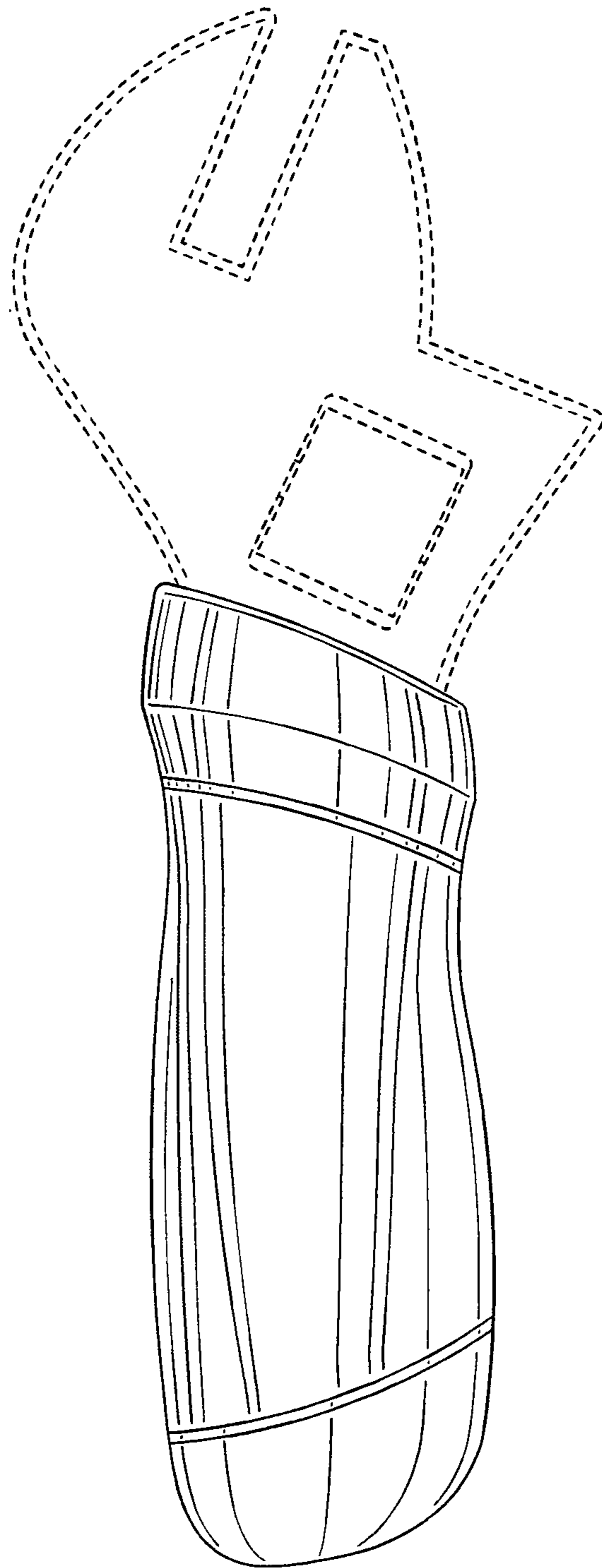


FIG. 2

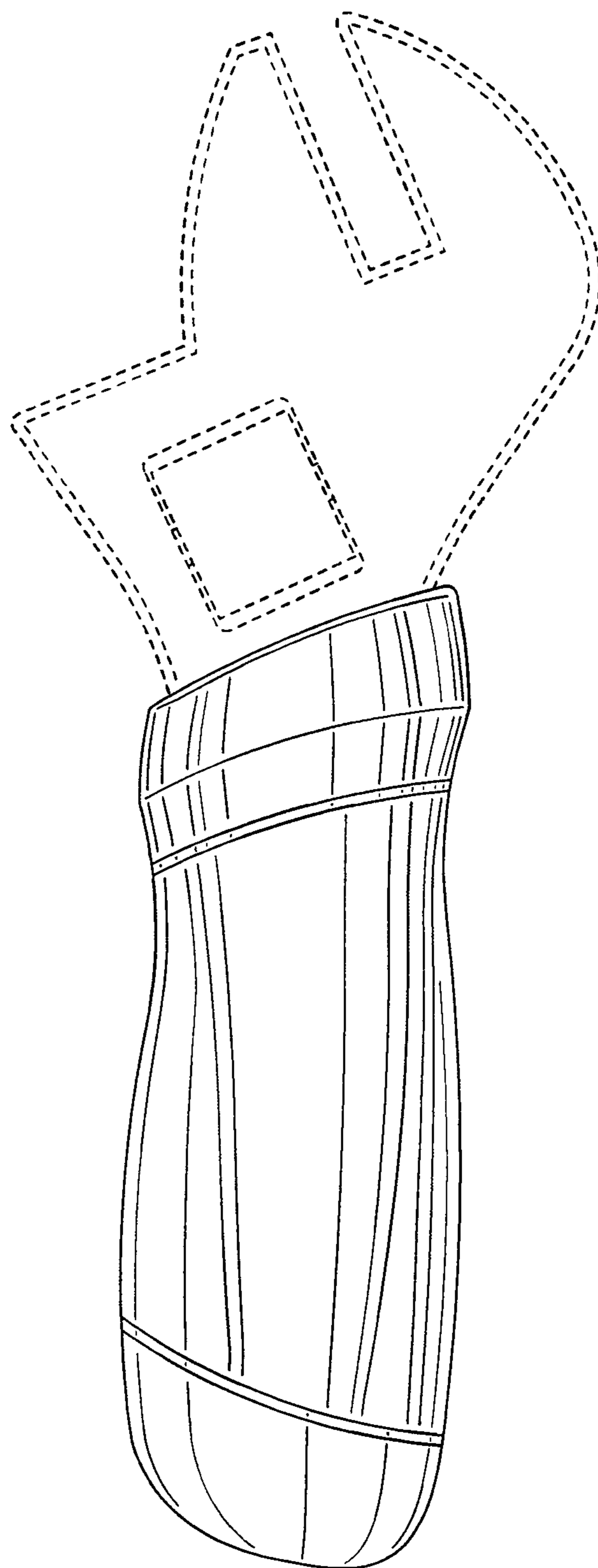


FIG. 3

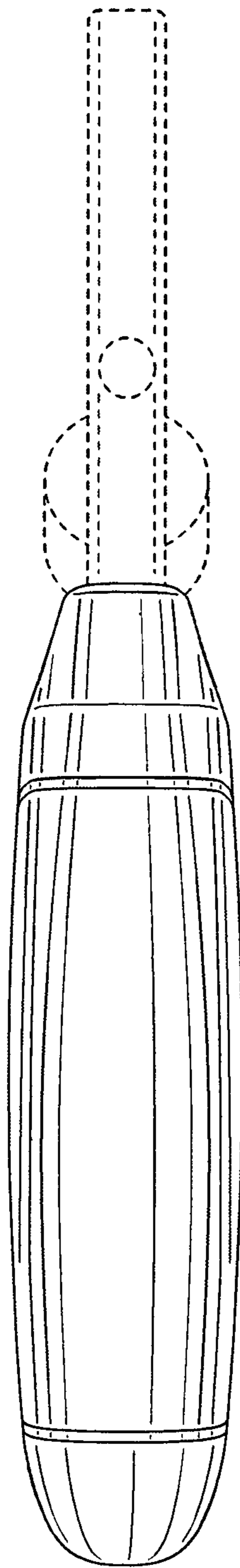


FIG. 4

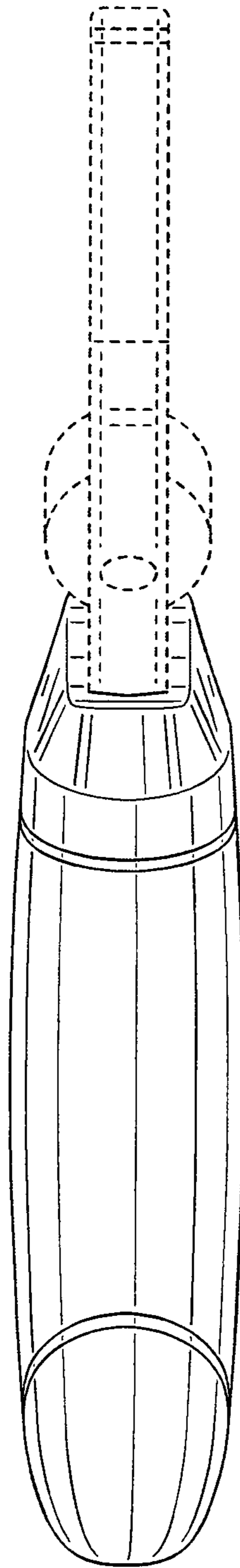


FIG. 5

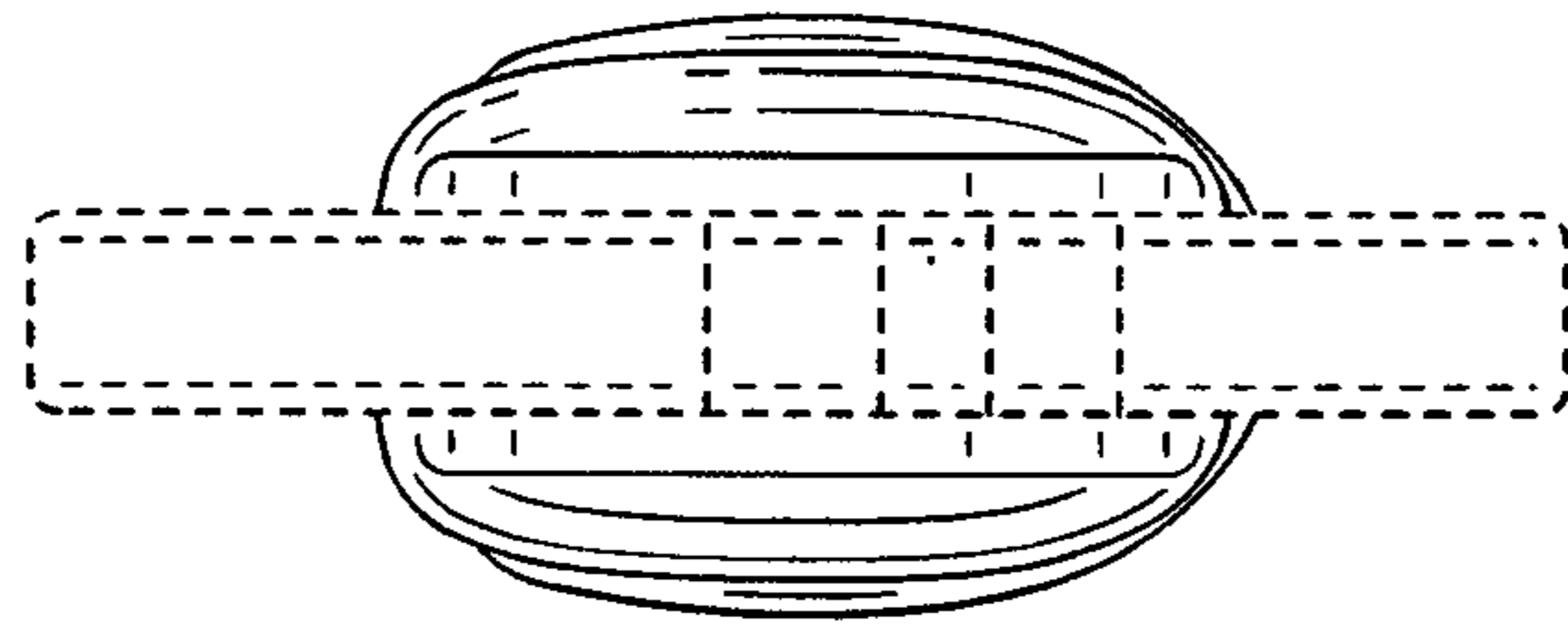


FIG. 6

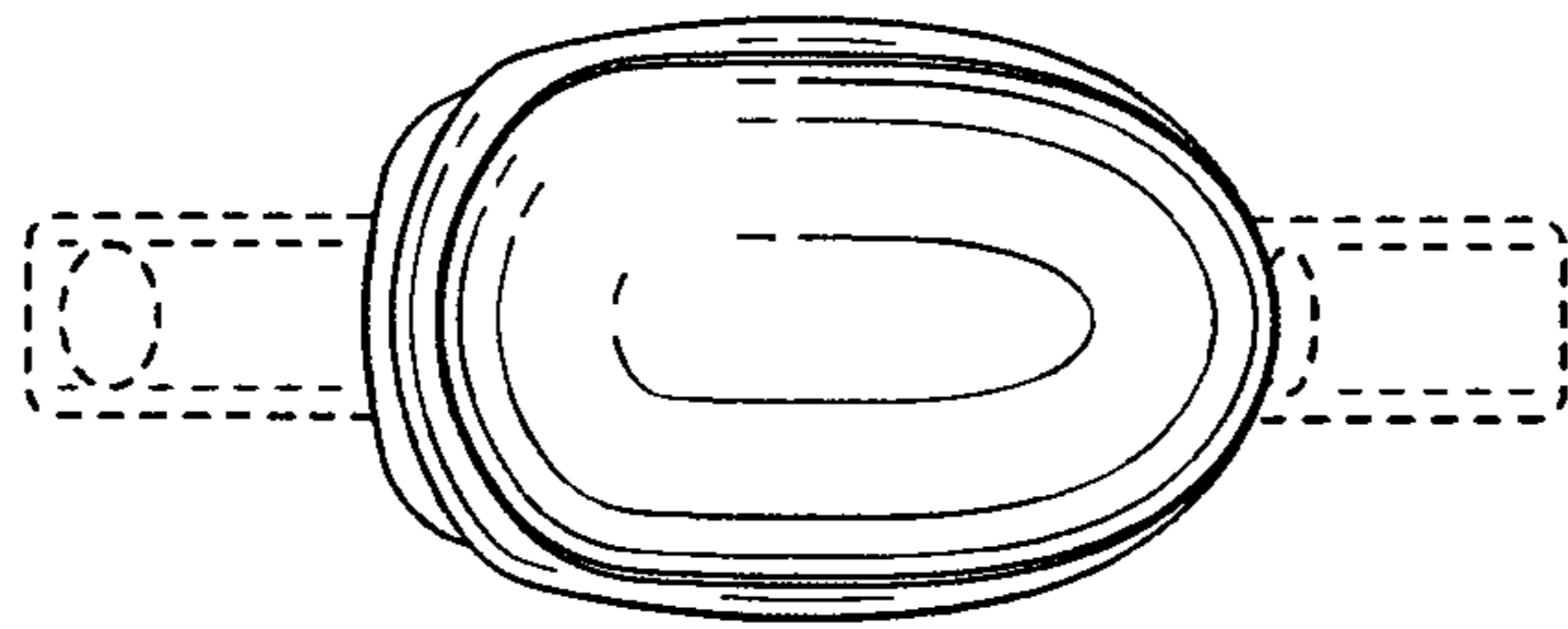


FIG. 7