



US00D714104S

(12) **United States Design Patent**  
**Cotter**

(10) **Patent No.:** **US D714,104 S**  
(45) **Date of Patent:** **\*\* Sep. 30, 2014**

(54) **CHEESE KNIFE**

(71) Applicant: **Progressive International Corporation,**  
Kent, WA (US)

(72) Inventor: **Jennifer K. Cotter,** Seattle, WA (US)

(73) Assignee: **Progressive International Corporation,**  
Kent, WA (US)

(\*\*) Term: **14 Years**

(21) Appl. No.: **29/480,178**

(22) Filed: **Jan. 23, 2014**

(51) **LOC (10) Cl.** ..... **07-03**

(52) **U.S. Cl.**  
USPC ..... **D7/650; D7/401.2; D7/649**

(58) **Field of Classification Search**  
CPC . A47G 21/06; A47G 21/065; A61B 17/3211;  
A61B 17/3213; B21D 53/64; B26B 1/00;  
B26B 1/08; B26B 1/10; B26B 3/00; B26B  
3/02; B26B 3/03; B26B 3/04; B26B 3/06;  
B26B 5/00; B26B 5/001; B26B 5/007; B26B  
7/00; B26B 7/005; B26B 9/00; B26B 9/02;  
B26B 11/00; B26B 11/006; B26B 17/00;  
B26B 17/006  
USPC ..... D7/393-395, 401.2, 642-652, 693,  
D7/695-696; D8/93, 97-100, 107, 300,  
D8/321; D22/117-118; D24/147; 30/136,  
30/142, 147-149, 329, 340-345, 351,  
30/353; 76/104.1

See application file for complete search history.

(56) **References Cited**

U.S. PATENT DOCUMENTS

2,279,833	A *	4/1942	Madan	.....	30/353
2,315,898	A *	4/1943	Krilow	.....	30/351
D248,166	S *	6/1978	Kanai	.....	D24/147
D324,326	S *	3/1992	Lu	.....	D7/650
5,241,883	A *	9/1993	Coppier	.....	76/104.1
D403,204	S	12/1998	Kwok		
D403,559	S *	1/1999	Terenzio	.....	D7/650
D417,132	S	11/1999	Schneider		
D439,806	S	4/2001	Juhlin et al.		
D500,233	S *	12/2004	Overthun	.....	D7/650
D525,088	S	7/2006	Fort et al.		
D545,637	S *	7/2007	Curtin	.....	D7/650
D552,430	S	10/2007	Chen		
D554,949	S	11/2007	Hood		
D573,850	S	7/2008	Curtin		
D678,734	S *	3/2013	Harris	.....	D7/649
D694,072	S *	11/2013	Qin	.....	D7/650

\* cited by examiner

*Primary Examiner* — Ricky Pham

(74) *Attorney, Agent, or Firm* — Lowe Graham Jones PLLC

(57) **CLAIM**

I claim the ornamental design for the cheese knife, as shown and described.

**DESCRIPTION**

FIG. 1 is a perspective view of the cheese knife, showing my new design.

FIG. 2 is a front view of the cheese knife.

FIG. 3 is a back view of the cheese knife.

FIG. 4 is a top view of the cheese knife.

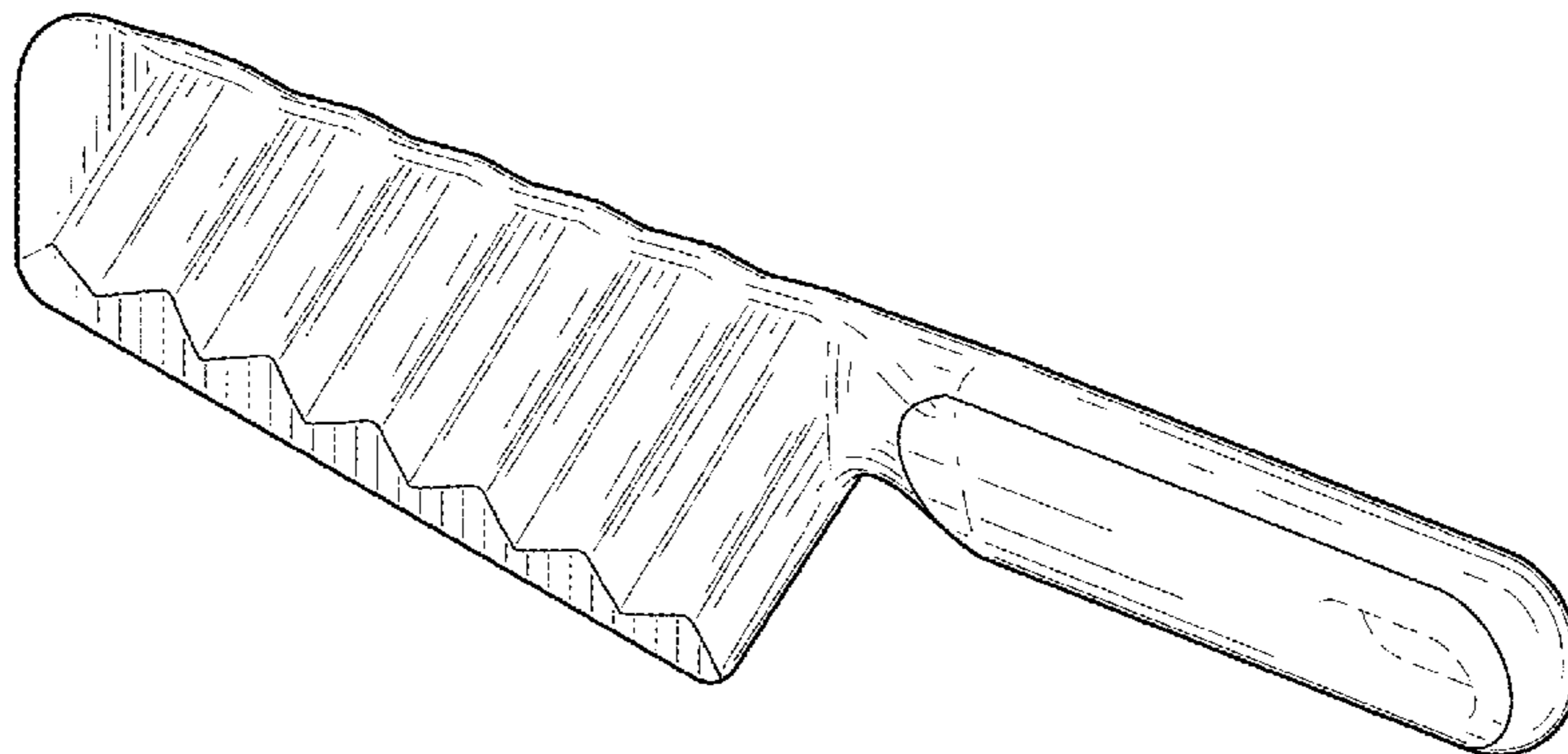
FIG. 5 is a bottom view of the cheese knife.

FIG. 6 is a right side view of the cheese knife; and,

FIG. 7 is a left side view of the cheese knife.

A hang hole visible in FIGS. 1-3 is illustrated in phantom lines and forms no part of the claimed invention.

**1 Claim, 5 Drawing Sheets**



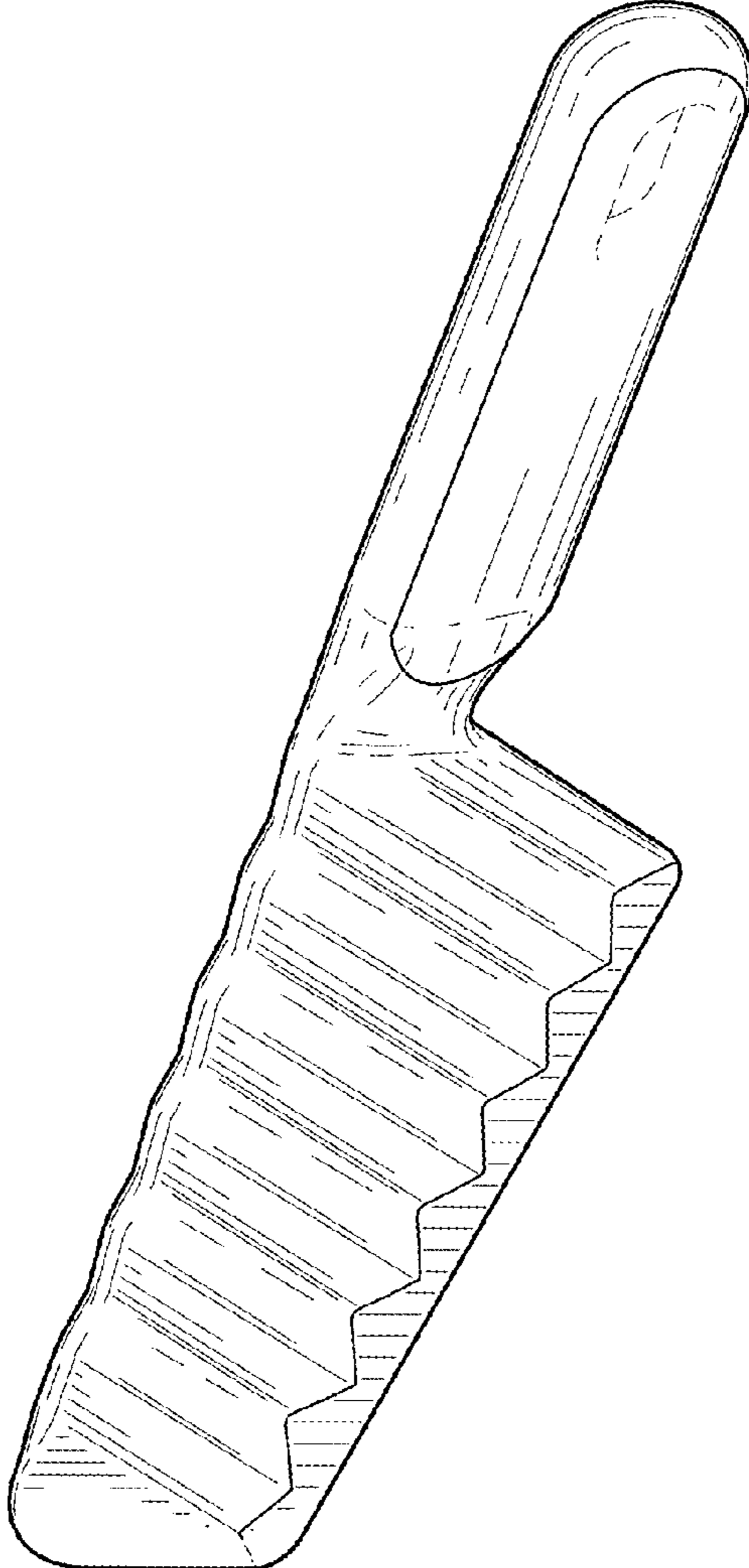


FIG.1

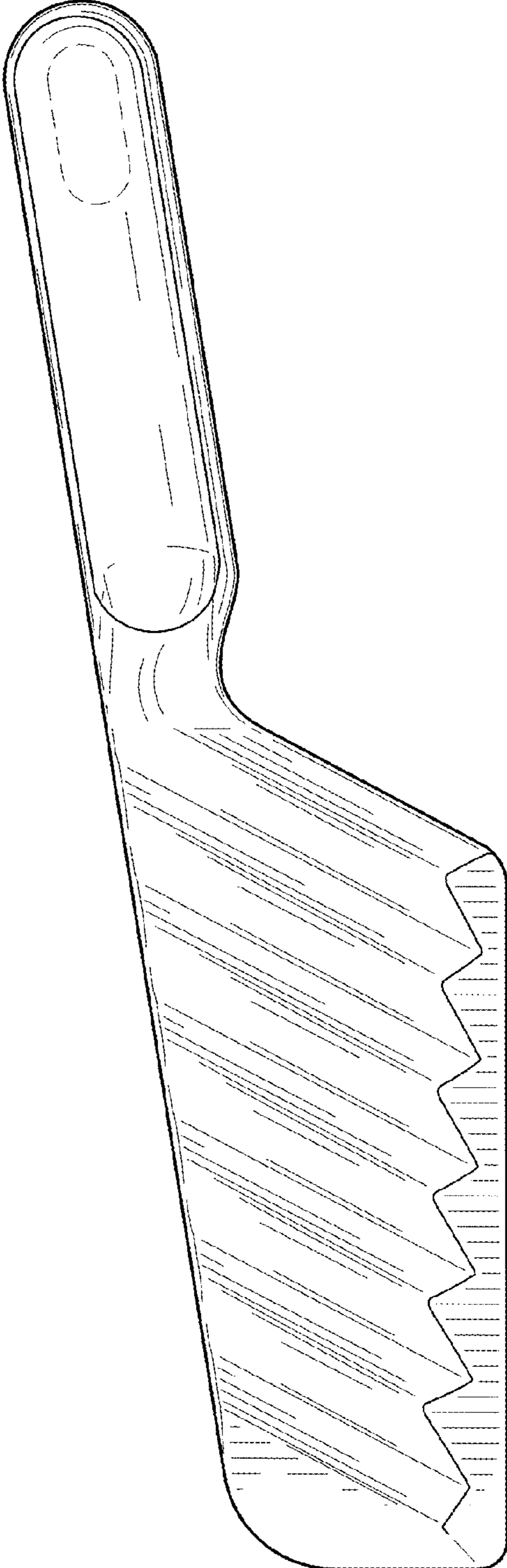


FIG.2

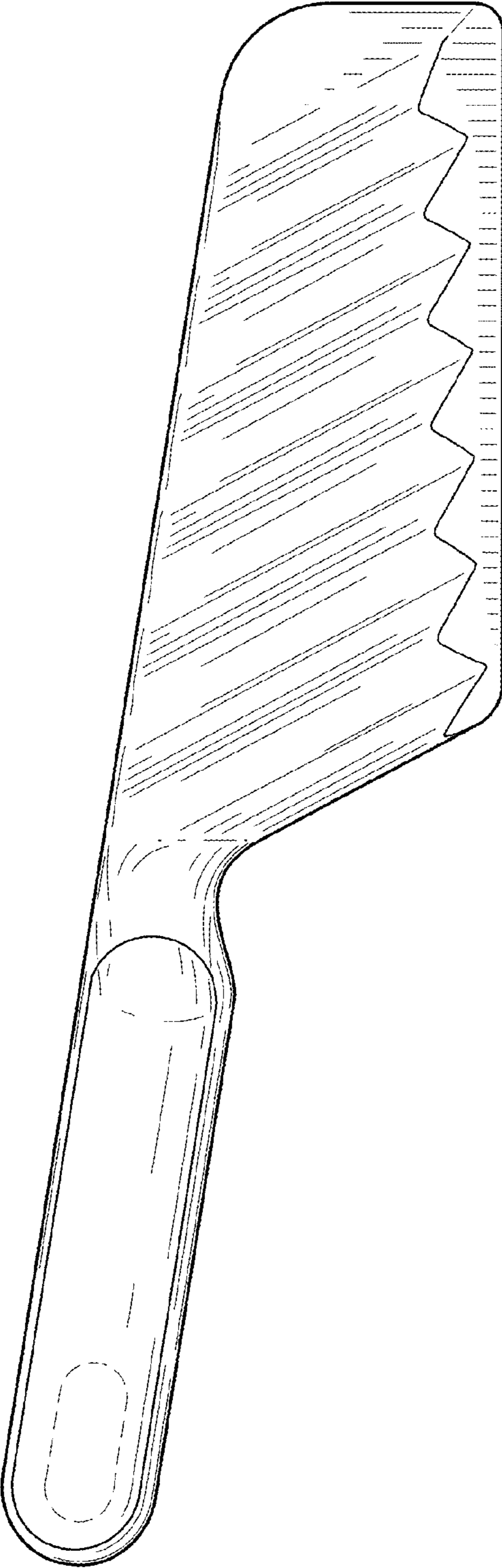


FIG.3

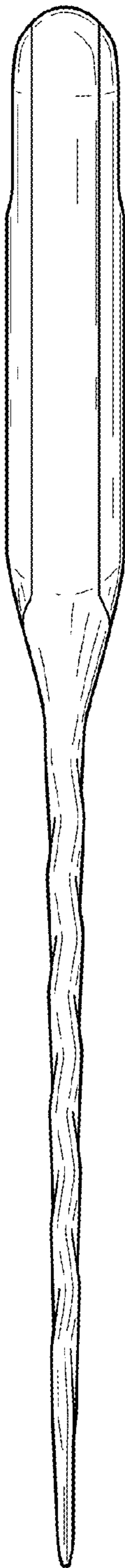


FIG. 4



FIG. 5

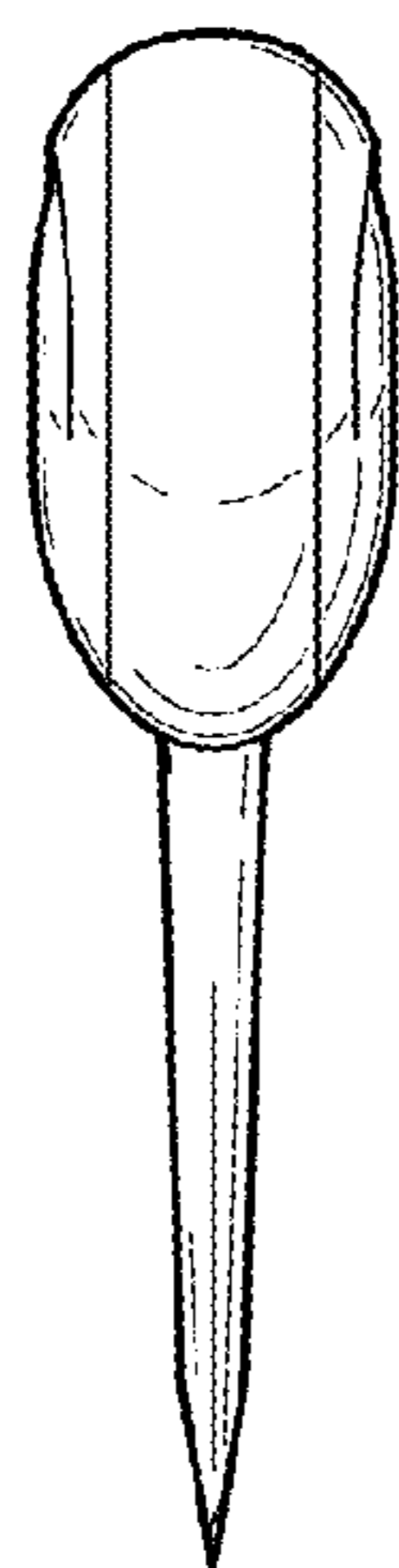


FIG. 6

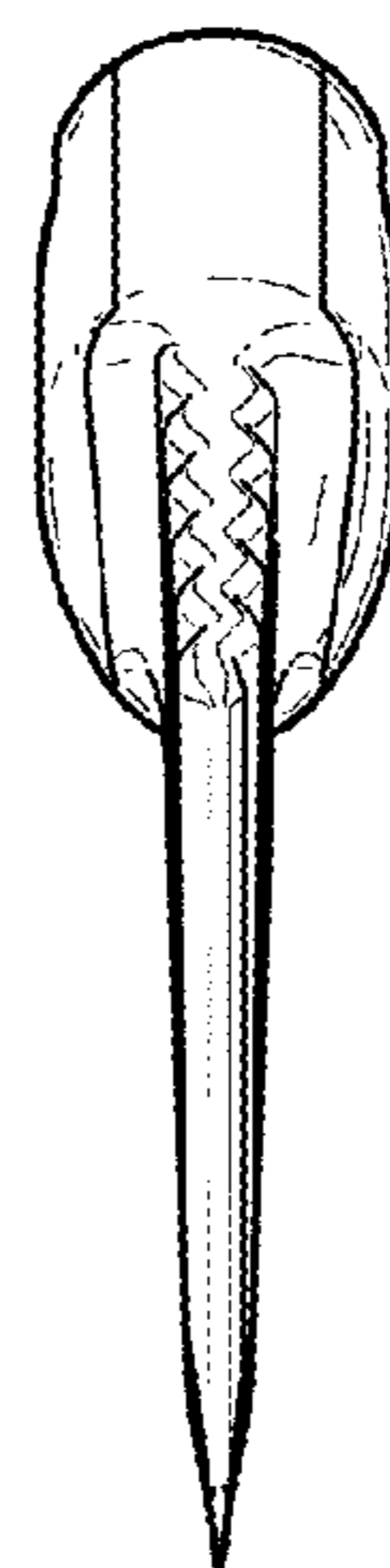


FIG. 7