



US00D714103S

(12) **United States Design Patent**
Kusanagi

(10) **Patent No.:** **US D714,103 S**

(45) **Date of Patent:** **** *Sep. 30, 2014**

- (54) **KITCHEN KNIFE BLADE**
- (71) Applicant: **Forever Co., Ltd.**, Kawaguchi (JP)
- (72) Inventor: **Ryota Kusanagi**, Kawaguchi (JP)
- (73) Assignee: **Forever Co. Ltd.** (JP)
- (*) Notice: This patent is subject to a terminal disclaimer.
- (**) Term: **14 Years**
- (21) Appl. No.: **29/459,773**
- (22) Filed: **Jul. 3, 2013**
- (51) **LOC (10) Cl.** **07-03**
- (52) **U.S. Cl.**
USPC **D7/650**; D7/649
- (58) **Field of Classification Search**
USPC D7/368, 393-395, 401.2, 642-646,
D7/649-654, 660-664, 669, 675-676, 683,
D7/688-692, 695-696; D8/25, 83, 98-99,
D8/107, 303; D24/146-147; 30/115, 137,
30/141-143, 147-150, 322-327, 329, 335,
30/340, 342-348, 351, 355; 416/70 R
See application file for complete search history.

(56) **References Cited**

U.S. PATENT DOCUMENTS

486,426	A	*	11/1892	Brooks	30/348
D24,386	S	*	6/1895	Christy	D7/650
1,793,171	A	*	2/1931	Grant	30/355
D158,459	S	*	5/1950	Gustafuson	D7/650
3,024,533	A	*	3/1962	Nitsch	30/355
D248,166	S	*	6/1978	Kanai	D24/147
D248,167	S	*	6/1978	Kanai	D24/147
D266,392	S	*	10/1982	Hoffberger	D7/650

D269,244	S	*	6/1983	Becher et al.	D7/650
4,823,467	A	*	4/1989	Campbell et al.	30/355
D302,092	S	*	7/1989	Cohen et al.	D7/650
D303,603	S	*	9/1989	Zimmerman	D7/650
D315,660	S	*	3/1991	Hahn	D7/650
D324,326	S	*	3/1992	Lu	D7/650
D372,648	S	*	8/1996	Cohen et al.	D7/650
D403,559	S	*	1/1999	Terenzio	D7/650
6,044,566	A	*	4/2000	Ries et al.	30/345
D500,233	S	*	12/2004	Overthun	D7/650
D545,637	S	*	7/2007	Curtin	D7/650
D554,949	S	*	11/2007	Hood	D7/650
D626,794	S	*	11/2010	Hollinger	D7/650
D642,873	S	*	8/2011	Spiegel	D7/650
D643,262	S	*	8/2011	Kusanagi	D7/650
D677,998	S	*	3/2013	Kusanagi	D7/650
D694,072	S	*	11/2013	Qin	D7/650
D694,590	S	*	12/2013	Weber	D7/650

* cited by examiner

Primary Examiner — Ricky Pham

(74) *Attorney, Agent, or Firm* — Baker & Hostetler LLP

(57) **CLAIM**

The ornamental design for a kitchen knife blade, as shown and described.

DESCRIPTION

FIG. 1 is a perspective view of a kitchen knife blade showing my new design;
 FIG. 2 is a front view thereof;
 FIG. 3 is a rear view thereof;
 FIG. 4 is a left side view thereof;
 FIG. 5 is a right side view thereof;
 FIG. 6 is a top view thereof;
 FIG. 7 is a bottom view thereof; and,
 FIG. 8 is an enlarged detail view of FIG. 1 shown at specific blade locations thereof.

1 Claim, 8 Drawing Sheets

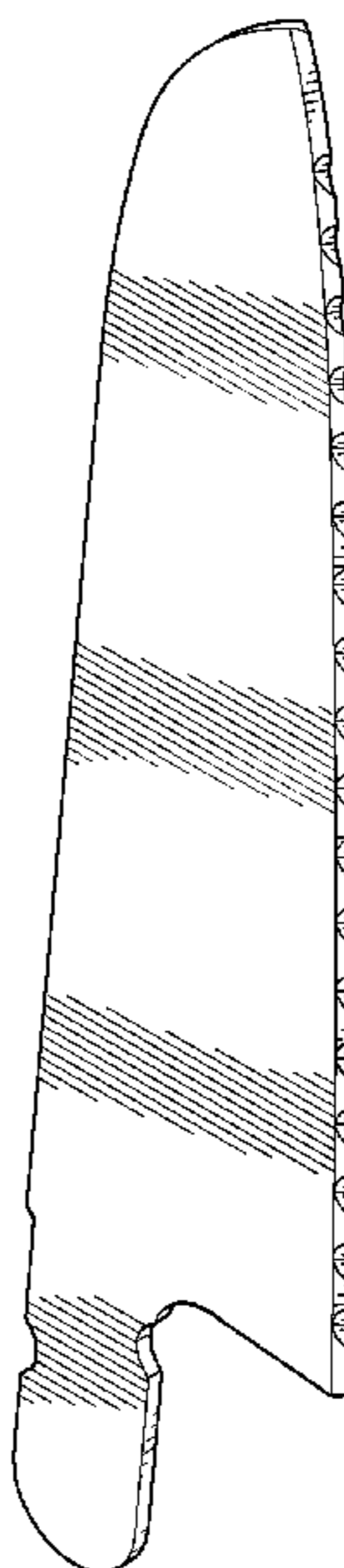


FIG. 1

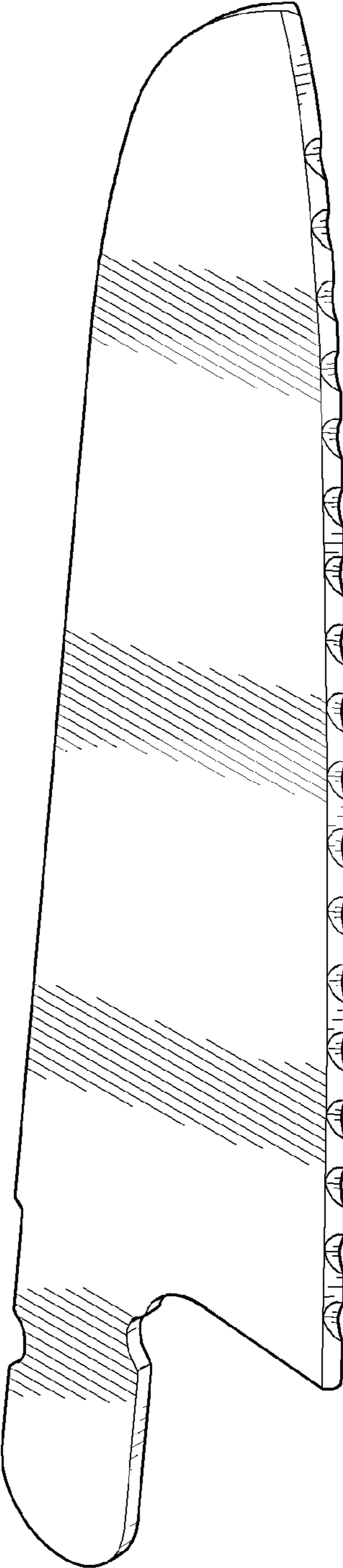


FIG. 2

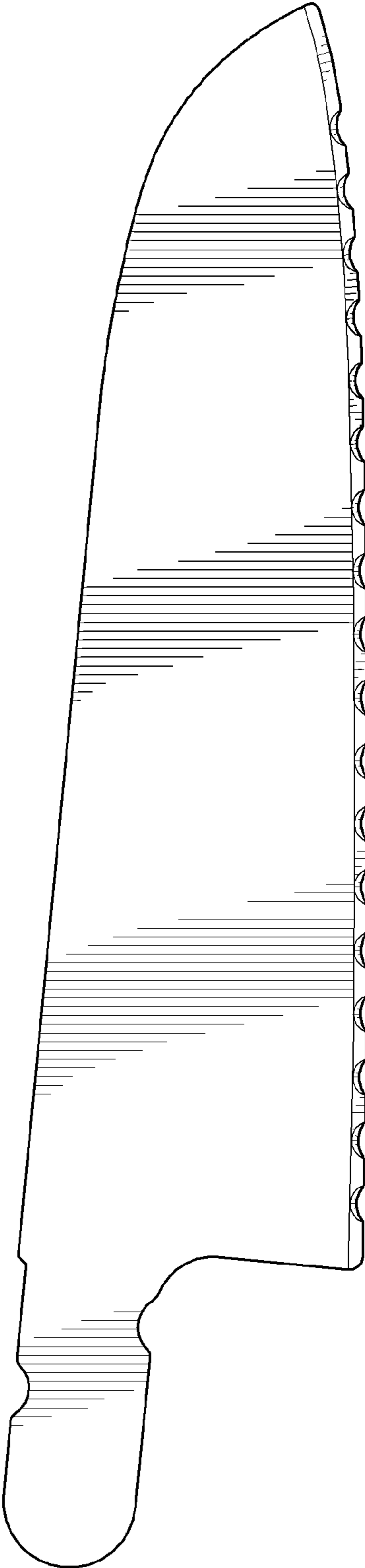


FIG. 3




FIG. 4



FIG. 5



FIG. 6

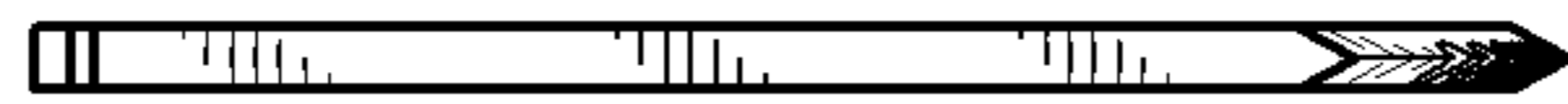


FIG. 7

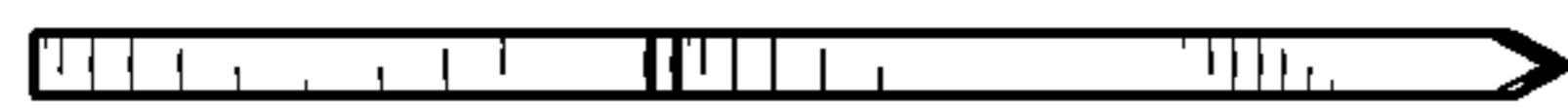


FIG. 8

