



US00D714088S

(12) **United States Design Patent**
Cahen

(10) **Patent No.:** **US D714,088 S**
(45) **Date of Patent:** **** Sep. 30, 2014**

- (54) **COFFEE MACHINE**
- (71) Applicant: **Societe des Produits Nestle S.A., Vevey (CH)**
- (72) Inventor: **Antoine Cahen, Lausanne (CH)**
- (73) Assignee: **Societe des Produits Nestle S.A., Vevey (CH)**

D600,967 S *	9/2009	Cahen	D7/309
D602,303 S *	10/2009	Cahen	D7/309
D644,058 S *	8/2011	Cahen	D7/309
D649,392 S *	11/2011	Cahen	D7/307
D652,669 S *	1/2012	Bardazzi et al.	D7/309
D667,251 S *	9/2012	Cahen	D7/309
D674,232 S *	1/2013	Lavy et al.	D7/309
D674,233 S *	1/2013	Lavy et al.	D7/309
D687,255 S *	8/2013	Grasselli et al.	D7/309
D690,150 S *	9/2013	Cahen	D7/309
D695,560 S *	12/2013	Cahen	D7/309

(**) Term: **14 Years**

* cited by examiner

(21) Appl. No.: **29/458,330**

Primary Examiner — Marianne Pandozzi
(74) *Attorney, Agent, or Firm* — K&L Gates LLP

(22) Filed: **Jun. 18, 2013**

(57) **CLAIM**

(30) **Foreign Application Priority Data**

The ornamental design for a coffee machine, as shown and described.

Dec. 21, 2012 (CH) 139427

DESCRIPTION

(51) **LOC (10) Cl.** **07-01**

(52) **U.S. Cl.**
USPC **D7/309; D7/310; D7/311**

(58) **Field of Classification Search**
CPC A47J 31/44; A47J 31/42; A23F 5/26
USPC D7/306-311, 300; 99/305, 300, 293,
99/279, 290; D23/207, 209
See application file for complete search history.

FIG. 1 is a front perspective view of a coffee machine showing my new design;
FIG. 2 is a front elevational view thereof;
FIG. 3 is a rear elevational view thereof;
FIG. 4 is a left side elevational view thereof;
FIG. 5 is a right side elevational view thereof;
FIG. 6 is a top plan view thereof; and,
FIG. 7 is a bottom plan view thereof.

(56) **References Cited**

The ornamental design that is claimed is shown in solid lines in the drawings. Any broken lines in the drawings are for illustrative purposes only and form no part of the claimed design.

U.S. PATENT DOCUMENTS

D560,950 S *	2/2008	Schwamkrug	D7/309
D596,442 S *	7/2009	Cahen	D7/309

1 Claim, 7 Drawing Sheets

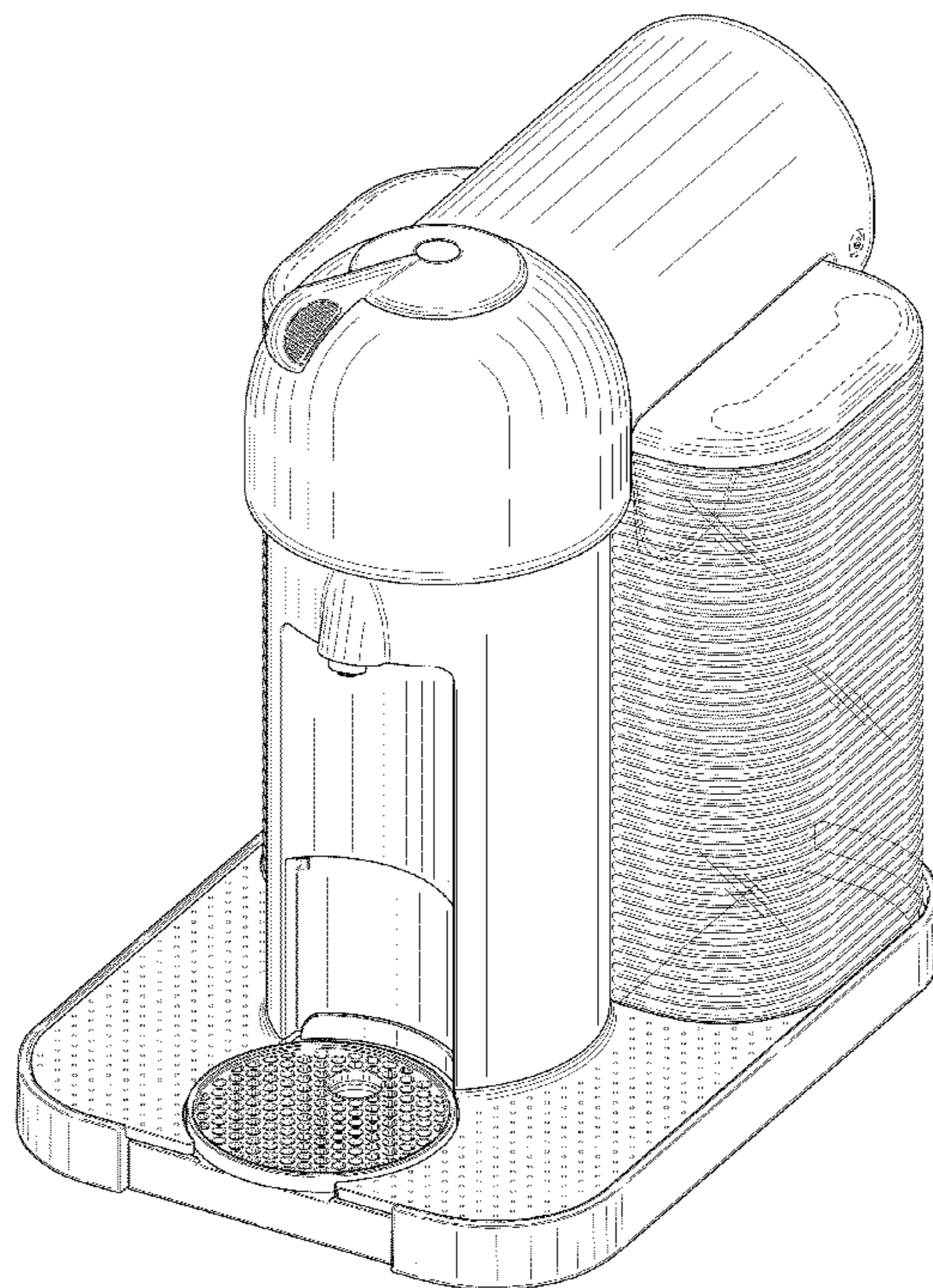


FIG. 1

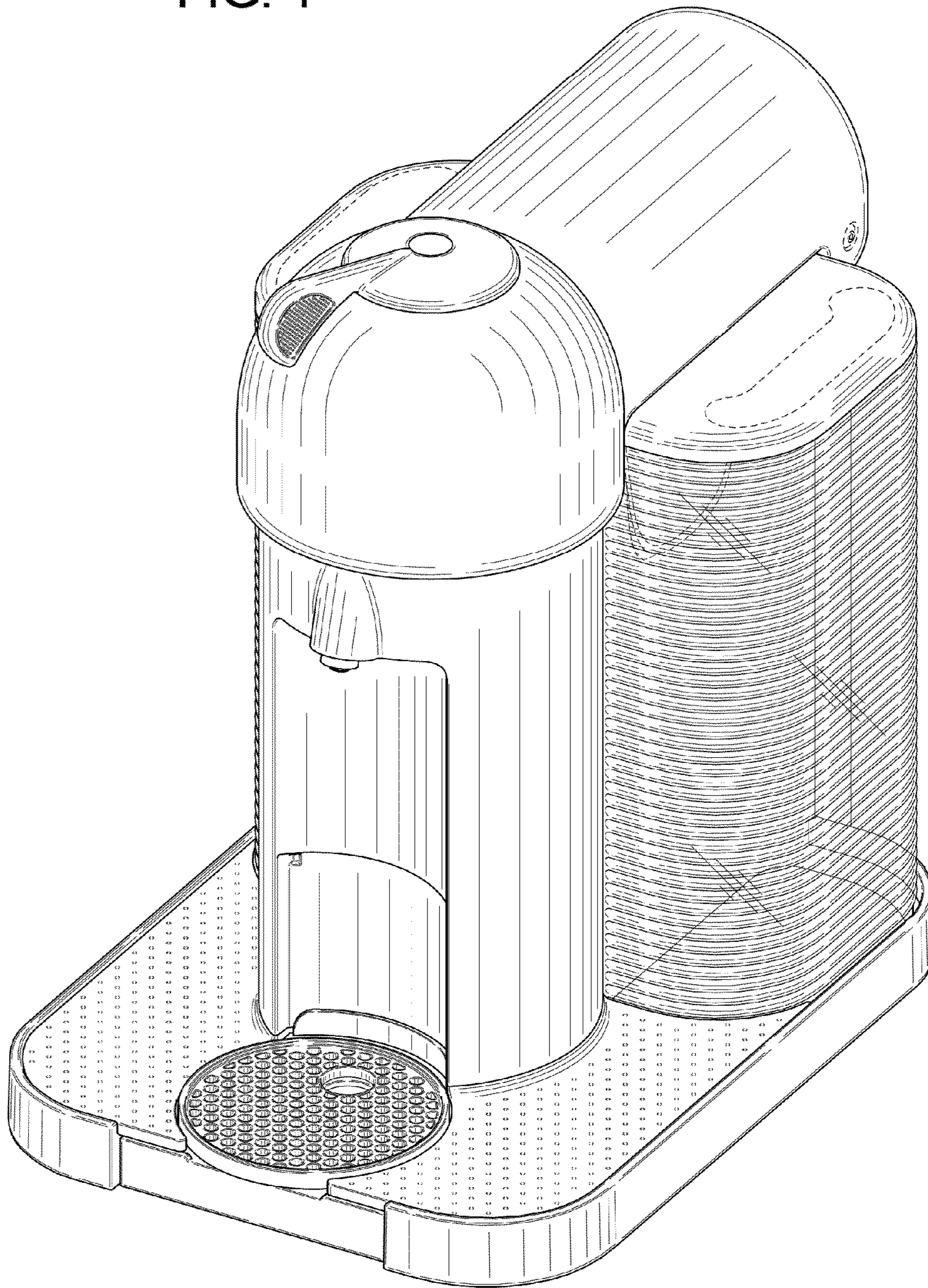


FIG. 2

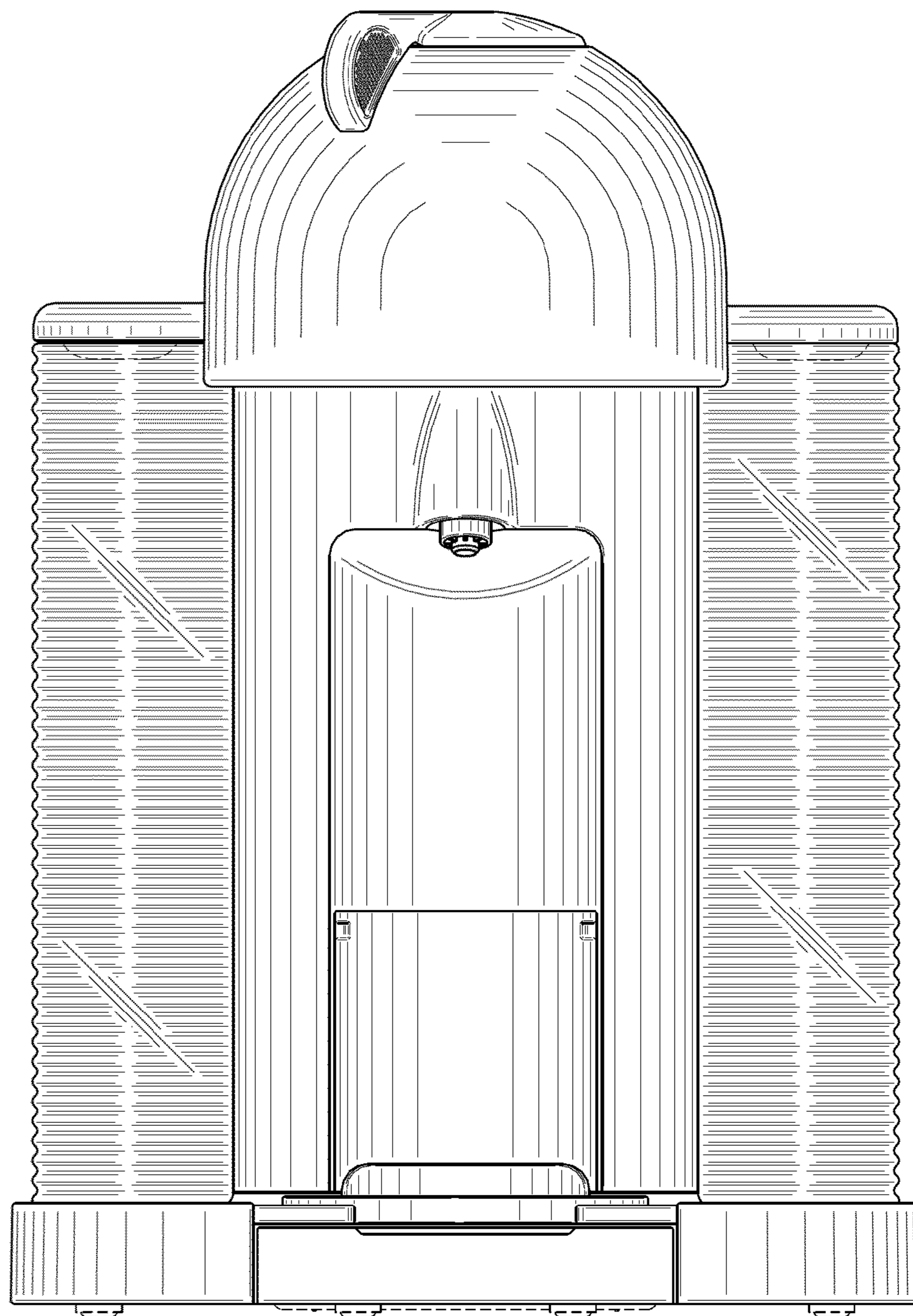


FIG. 3

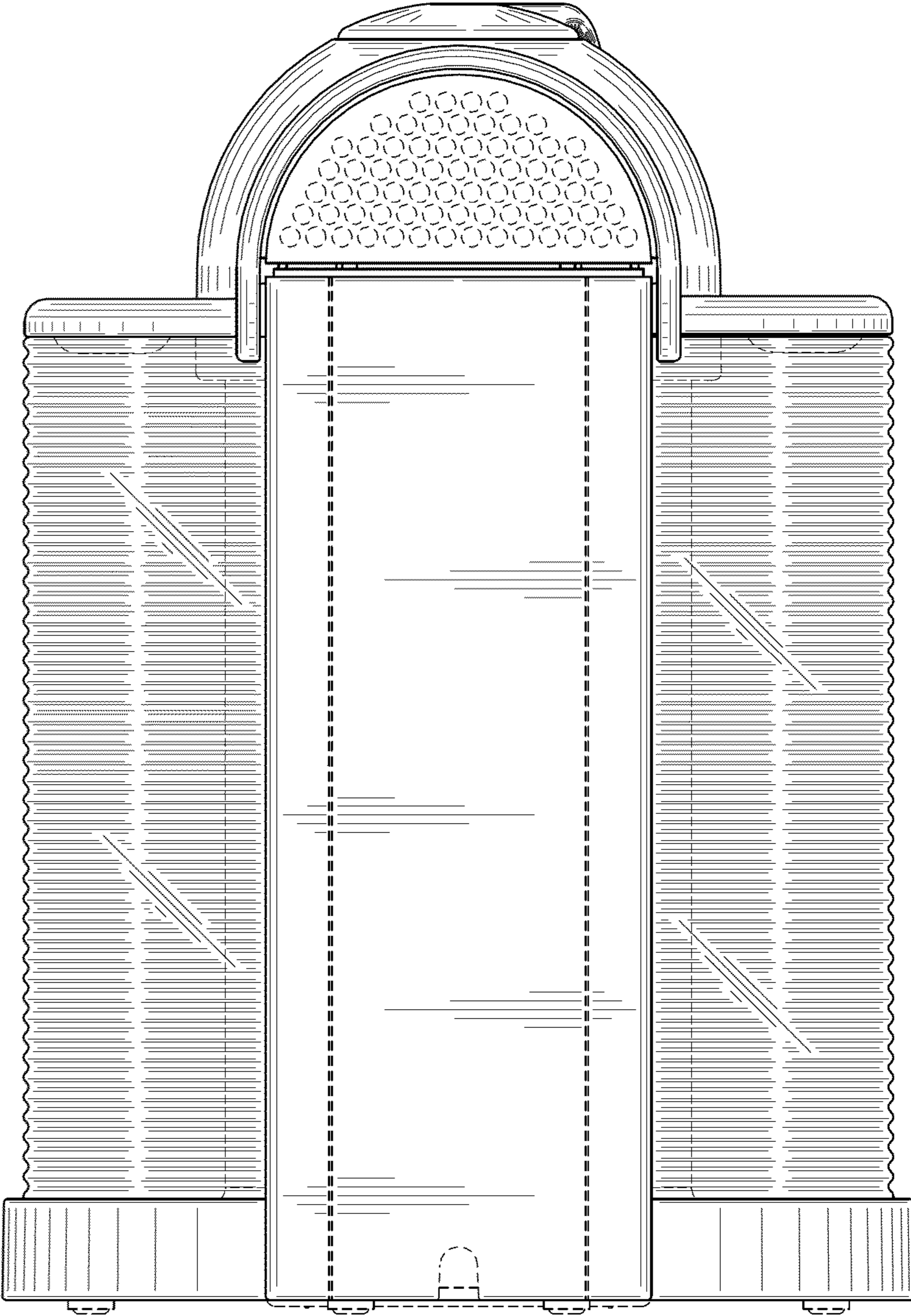


FIG. 4

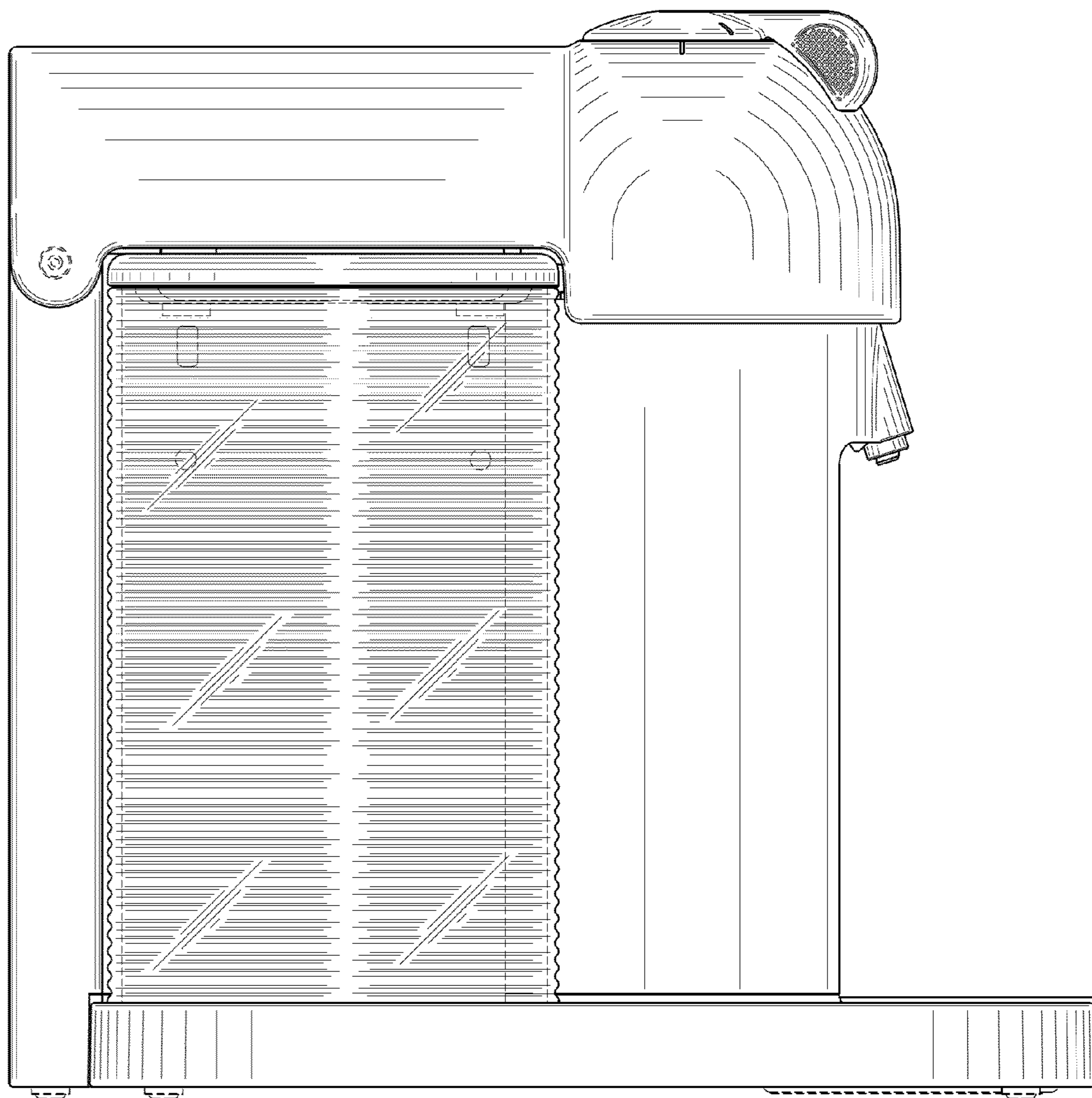


FIG. 5




FIG. 6

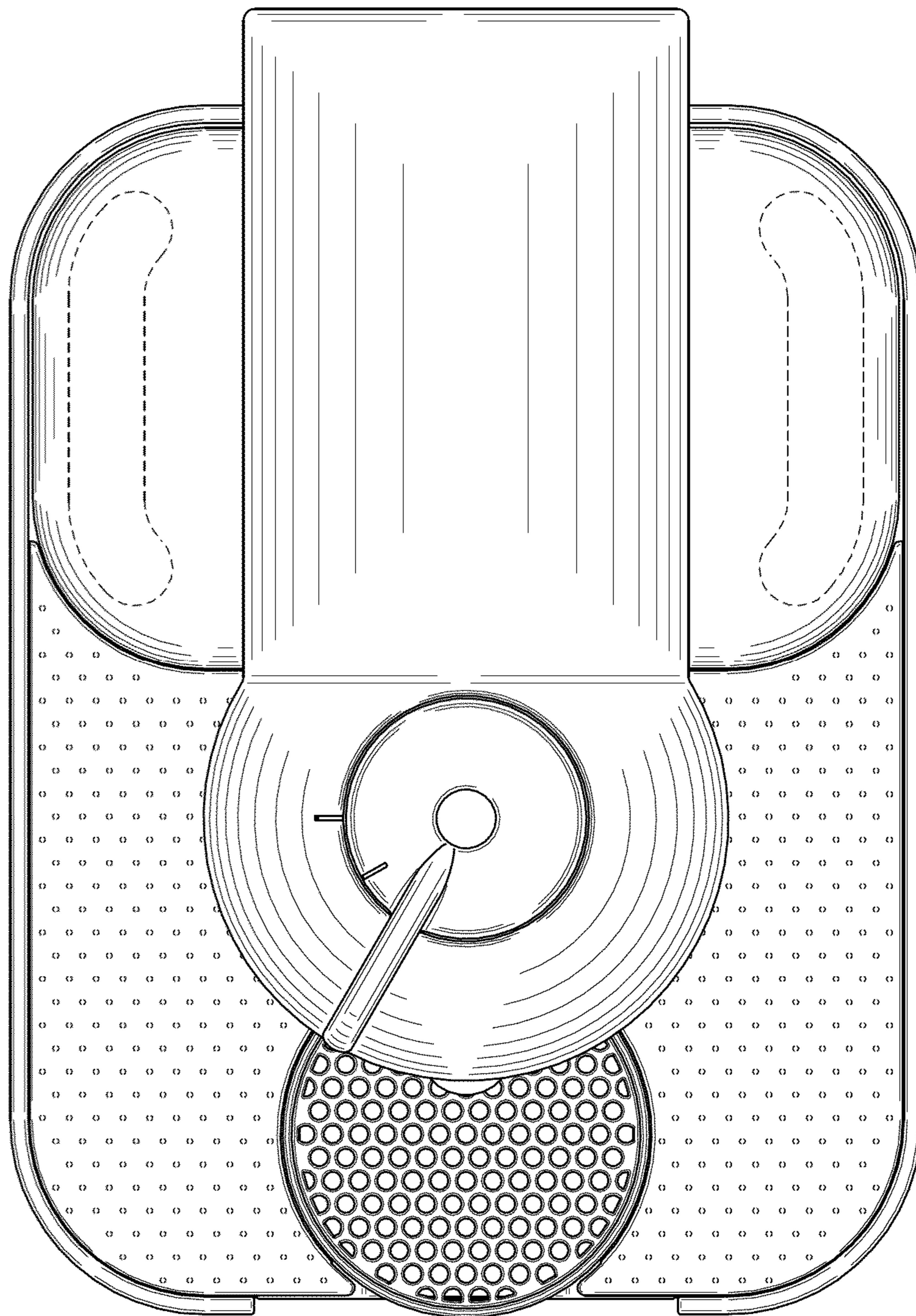


FIG. 7

