



US00D714072S

(12) **United States Design Patent**  
**Nadeau et al.**

(10) **Patent No.:** **US D714,072 S**  
(45) **Date of Patent:** **\*\* Sep. 30, 2014**

(54) **DIAPER CHANGING PAD**

(71) Applicant: **Flocast, LLC**, Dolgeville, NY (US)  
(72) Inventors: **Ross Richard Nadeau**, Frankfort, NY (US); **Andrew Adolph Reimer**, Newport, NY (US)  
(73) Assignee: **Flocast, LLC**, Dolgeville, NY (US)

(\*\*) Term: **14 Years**

(21) Appl. No.: **29/446,075**

(22) Filed: **Feb. 20, 2013**

(51) **LOC (10) Cl.** ..... **06-02**

(52) **U.S. Cl.**  
USPC ..... **D6/390; D6/596**

(58) **Field of Classification Search**  
USPC ..... D6/331, 333, 385, 390, 391, 718, 595, D6/596, 601; 5/93.1, 98.1, 98.2, 99.1, 101, 5/105, 655; D23/278; D30/118

See application file for complete search history.

(56) **References Cited**

U.S. PATENT DOCUMENTS

5,392,785	A *	2/1995	Donahue	.....	5/655
D370,586	S *	6/1996	Olah	.....	D6/601
D610,853	S *	3/2010	Straub	.....	D6/601
D612,629	S *	3/2010	Gower et al.	.....	D6/390
2006/0150323	A1 *	7/2006	Daeseleire	.....	5/93.1

\* cited by examiner

*Primary Examiner* — Janice Seeger

(74) *Attorney, Agent, or Firm* — Rothwell, Figg, Ernst & Manbeck, P.C.

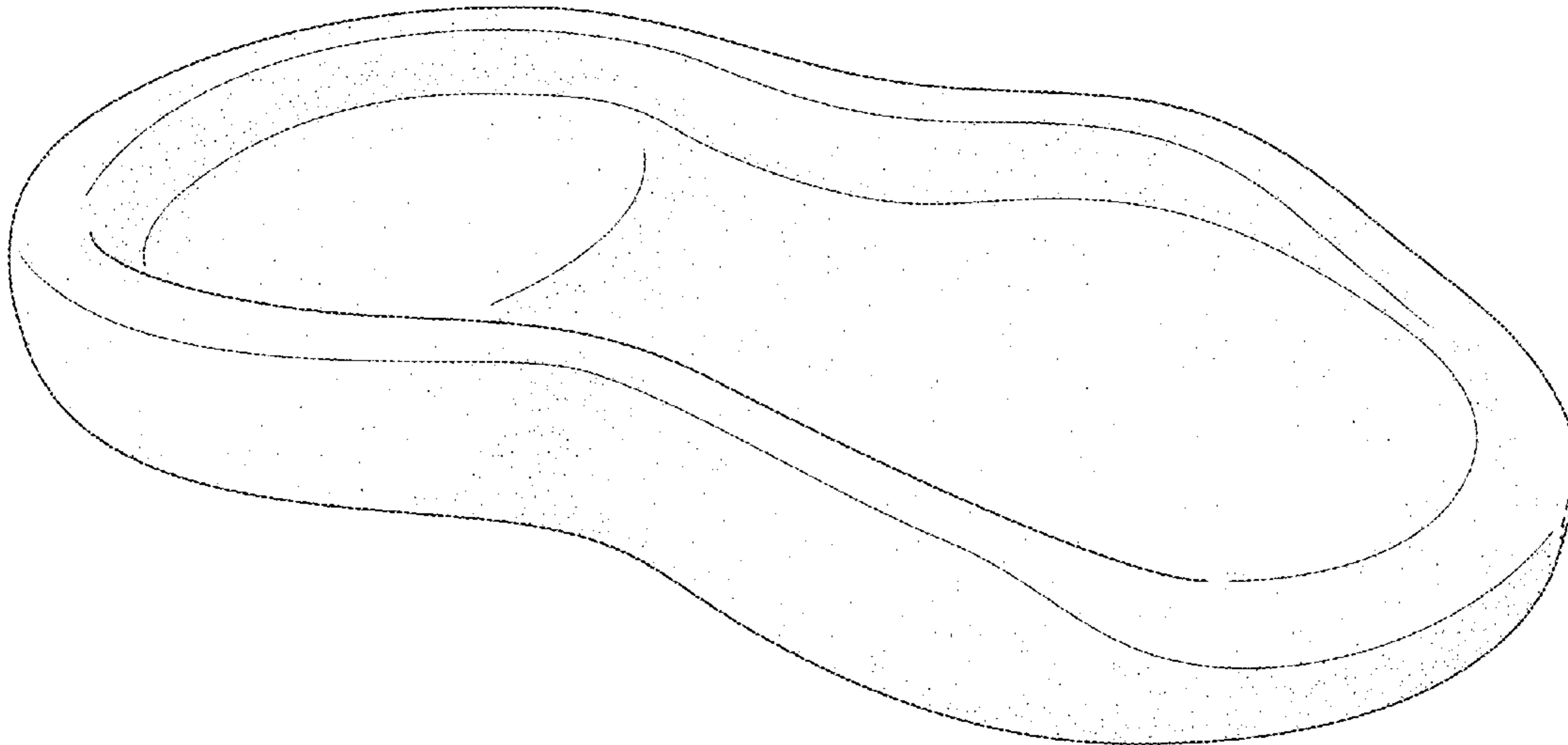
(57) **CLAIM**

The ornamental design for a diaper changing pad, as shown and described.

**DESCRIPTION**

FIG. 1 shows a perspective view of the diaper changing pad; FIG. 2 shows a front elevation view thereof; FIG. 3 shows a rear elevation view of hereof; FIG. 4 shows a left side elevation view of thereof; FIG. 5 shows a right side elevation of thereof; FIG. 6 shows a top plan view of thereof; and, FIG. 7 shows a bottom plan view of thereof. The broken lines are for environmental purposes only and form no part of the claimed design.

**1 Claim, 7 Drawing Sheets**



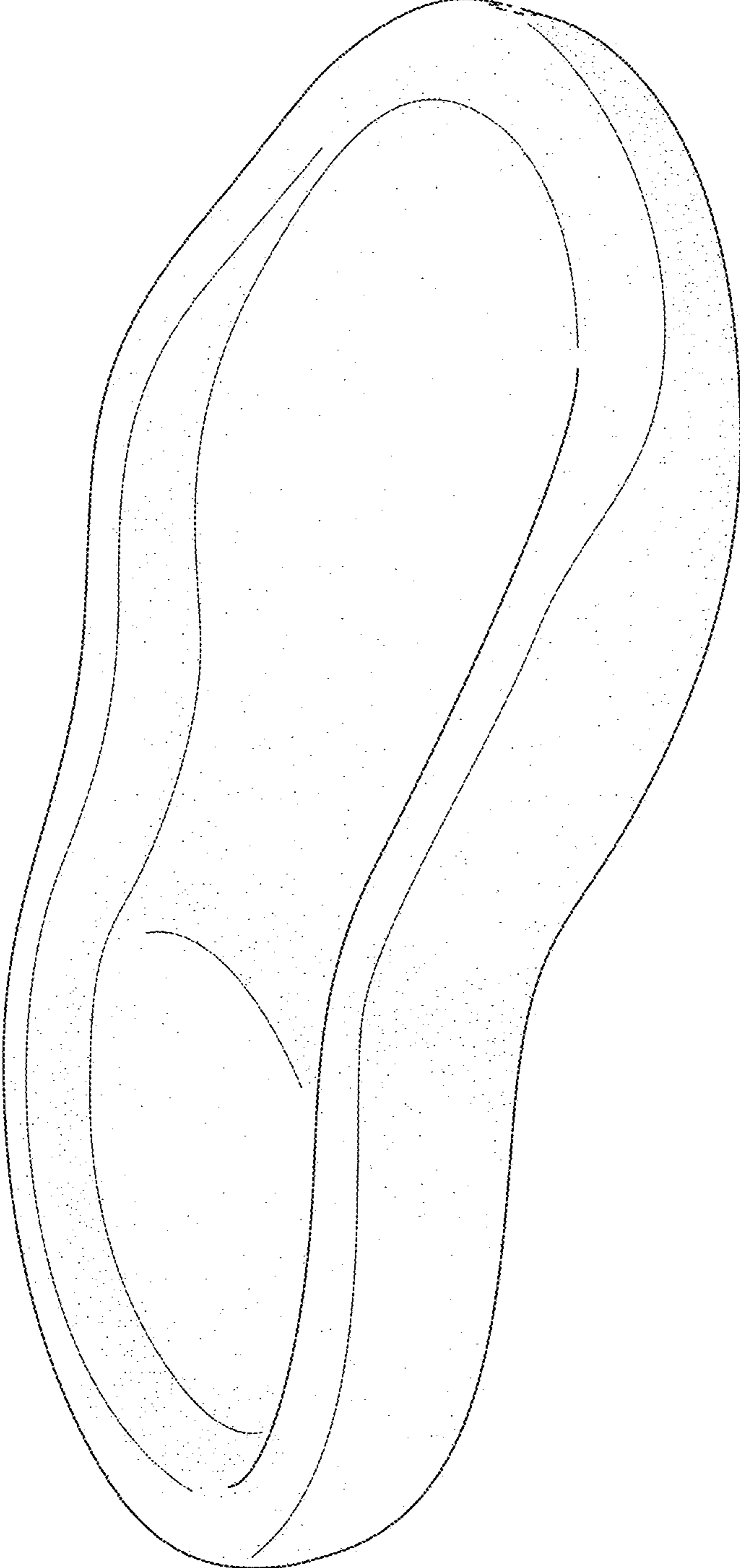


FIG. 1

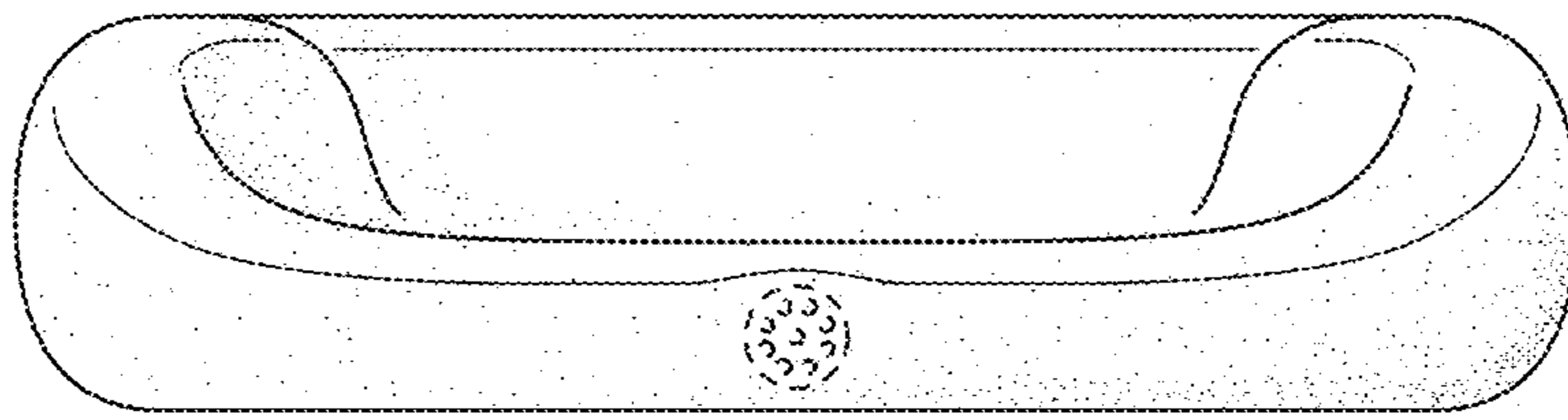


FIG. 2

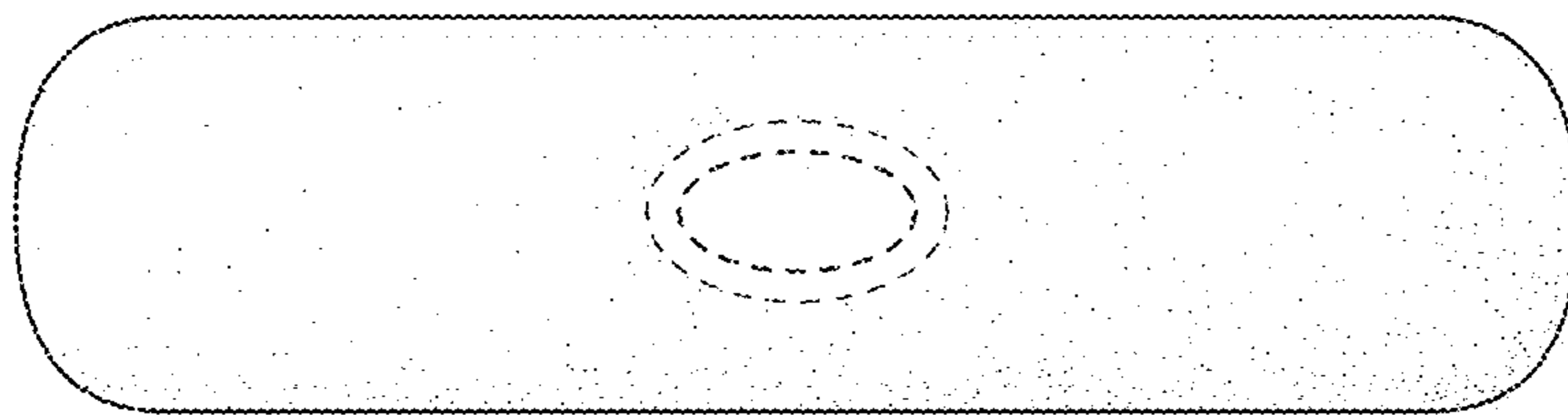


FIG. 3




FIG. 4




FIG. 5

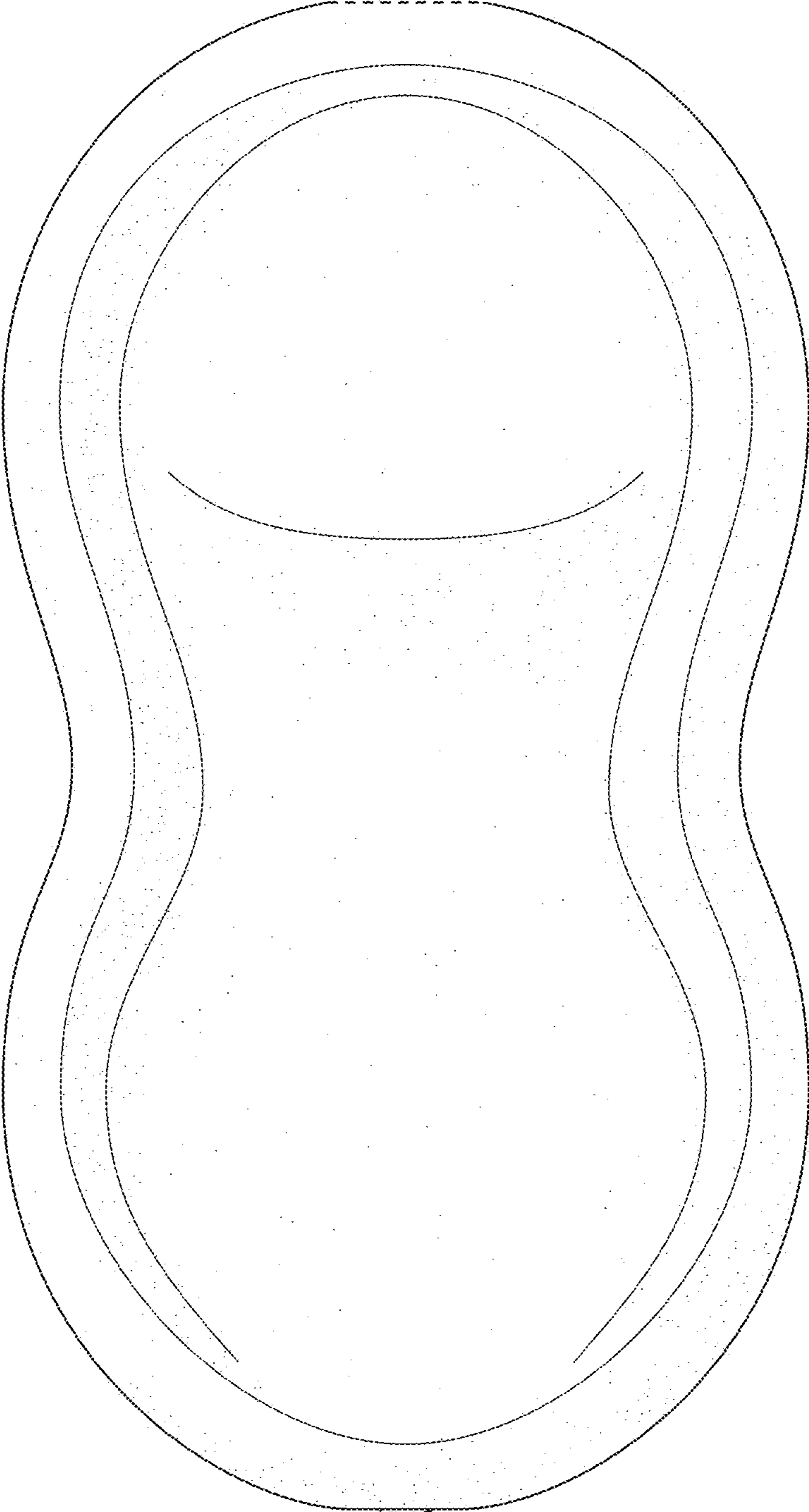


FIG. 6




FIG. 7