

US00D714066S

(12) **United States Design Patent**  
**Thuma et al.**

(10) **Patent No.:** **US D714,066 S**  
(45) **Date of Patent:** **\*\* Sep. 30, 2014**

(54) **SYNTHETIC RESIN SHEET WITH LATTICE PATTERN**

(75) Inventors: **Michael C. Thuma**, La Grange, IL (US);  
**Torrence Anderson**, Overland Park, KS (US);  
**Michael R. Vogler**, Oswego, IL (US)

(73) Assignee: **Suncast Technologies, LLC**, Palm Beach Gardens, FL (US)

(\*\*) Term: **14 Years**

(21) Appl. No.: **29/429,118**

(22) Filed: **Aug. 7, 2012**

(51) **LOC (10) Cl.** ..... **05-06**

(52) **U.S. Cl.**  
USPC ..... **D5/99**

(58) **Field of Classification Search**  
USPC ..... D5/4, 7, 41, 43, 47, 53, 55, 56, 57, 58,  
D5/59, 60, 62, 63, 99; D6/612, 617;  
D19/1, 5; D25/138; 2/900; 15/208;  
112/401, 416, 439; 139/383 B, 383 R;  
428/32, 66.5, 85, 151, 152, 187, 542.6;  
442/408

See application file for complete search history.

(56) **References Cited**

**U.S. PATENT DOCUMENTS**

D22,077 S \* 12/1892 Jones ..... D25/138  
2,325,903 A \* 8/1943 Blair et al. .... 264/45.5

2,477,960 A \* 8/1949 Caldwell ..... 15/215  
D157,709 S \* 3/1950 Smith ..... D25/141  
2,546,394 A \* 3/1951 Harmon ..... 428/169  
3,755,054 A \* 8/1973 Medney ..... 428/112  
4,610,743 A \* 9/1986 Salmeen et al. .... 156/183  
4,690,843 A \* 9/1987 Inagaki ..... 428/34.8  
D630,860 S \* 1/2011 Sichel ..... D5/58  
D694,023 S \* 11/2013 Thuma et al. .... D5/47  
D698,694 S \* 2/2014 Thuma et al. .... D11/152  
2011/0081514 A1 \* 4/2011 Day et al. .... 428/53  
2013/0244018 A1 \* 9/2013 Wohlmann et al. .... 428/299.7

\* cited by examiner

*Primary Examiner* — Karen S Acker

(74) *Attorney, Agent, or Firm* — McHale & Slavin, P.A.

(57) **CLAIM**

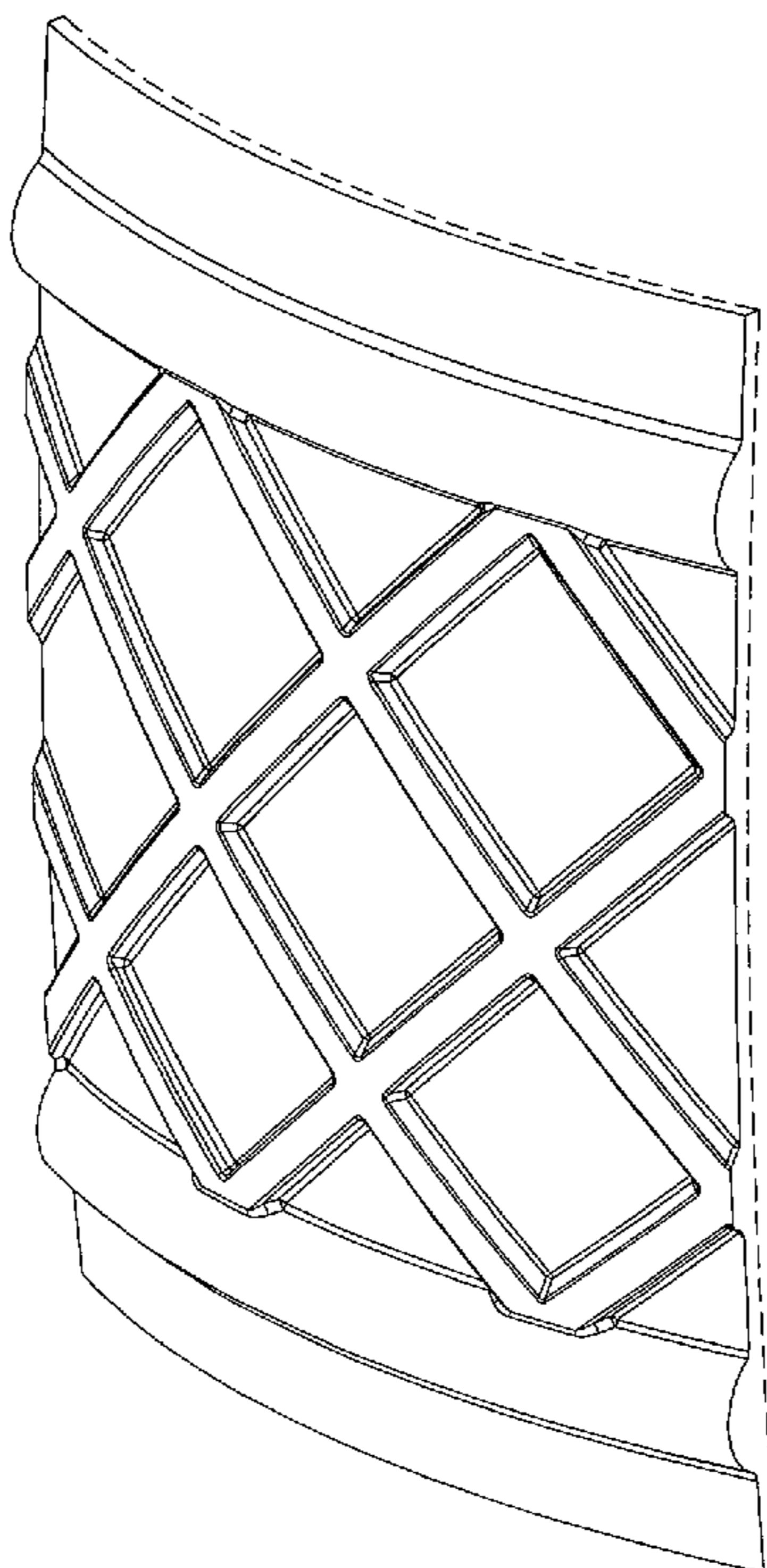
The ornamental design for a synthetic resin sheet with lattice pattern, as shown and described.

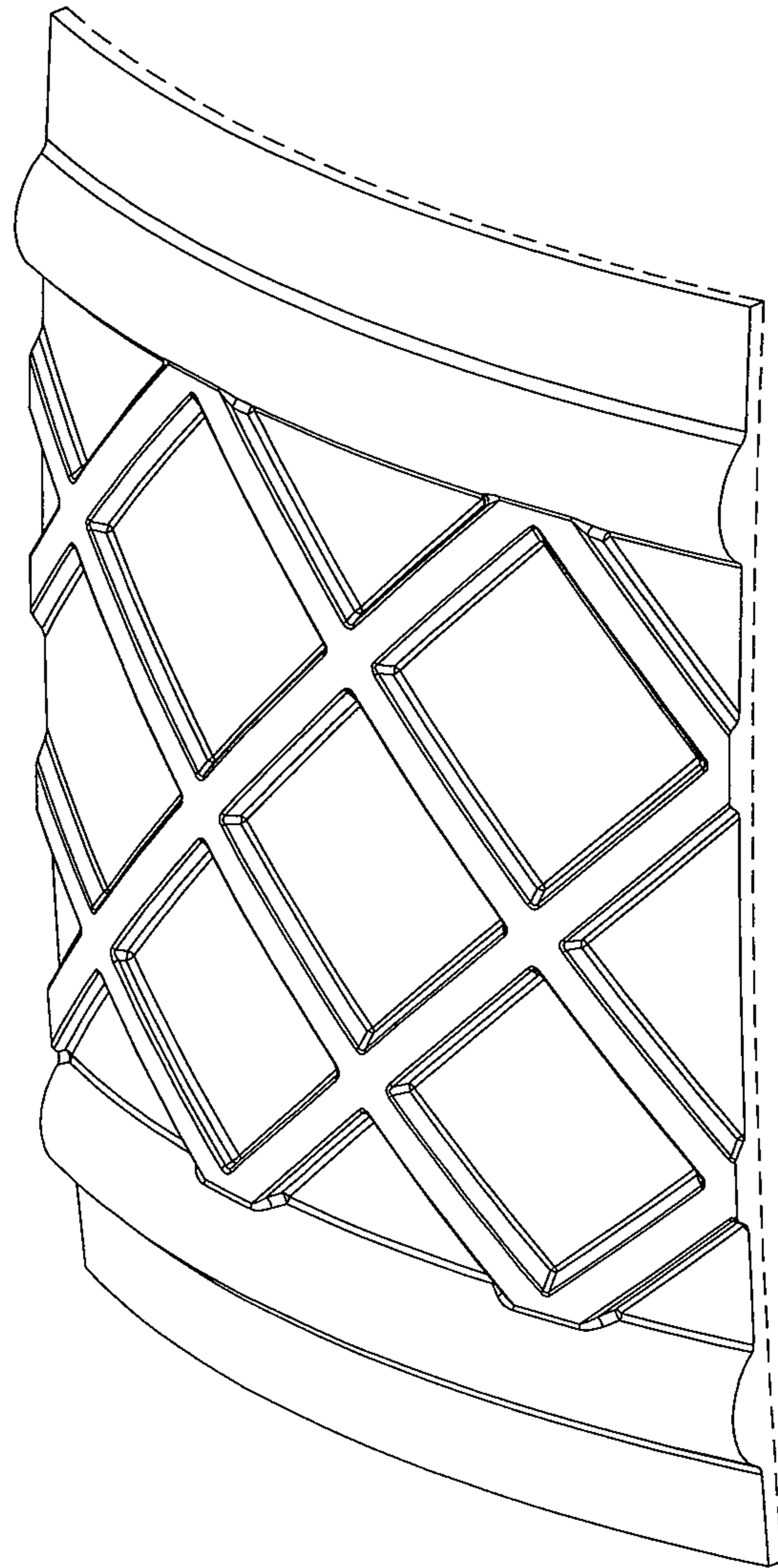
**DESCRIPTION**

FIG. 1 is a front perspective view of the synthetic resin sheet with lattice pattern of the instant invention;  
FIG. 2 is a front view thereof;  
FIG. 3 is a bottom perspective view thereof;  
FIG. 4 is a right side view thereof; and,  
FIG. 5 is a left side view thereof.

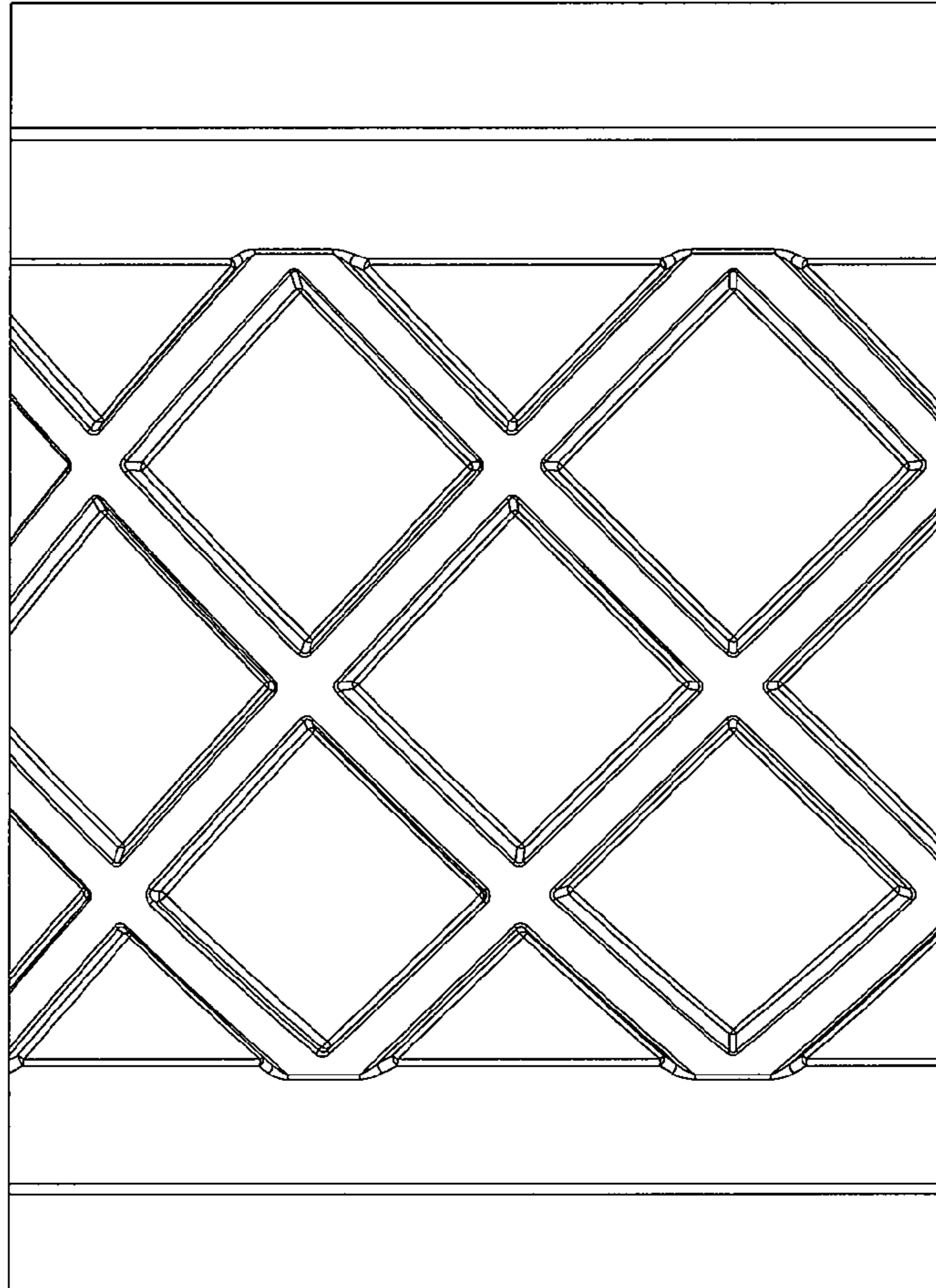
The back of the synthetic resin sheet with lattice pattern is not claimed. The broken lines in the drawings represent unclaimed portions of the synthetic resin sheet with lattice pattern and form no part of the claimed design.

**1 Claim, 5 Drawing Sheets**

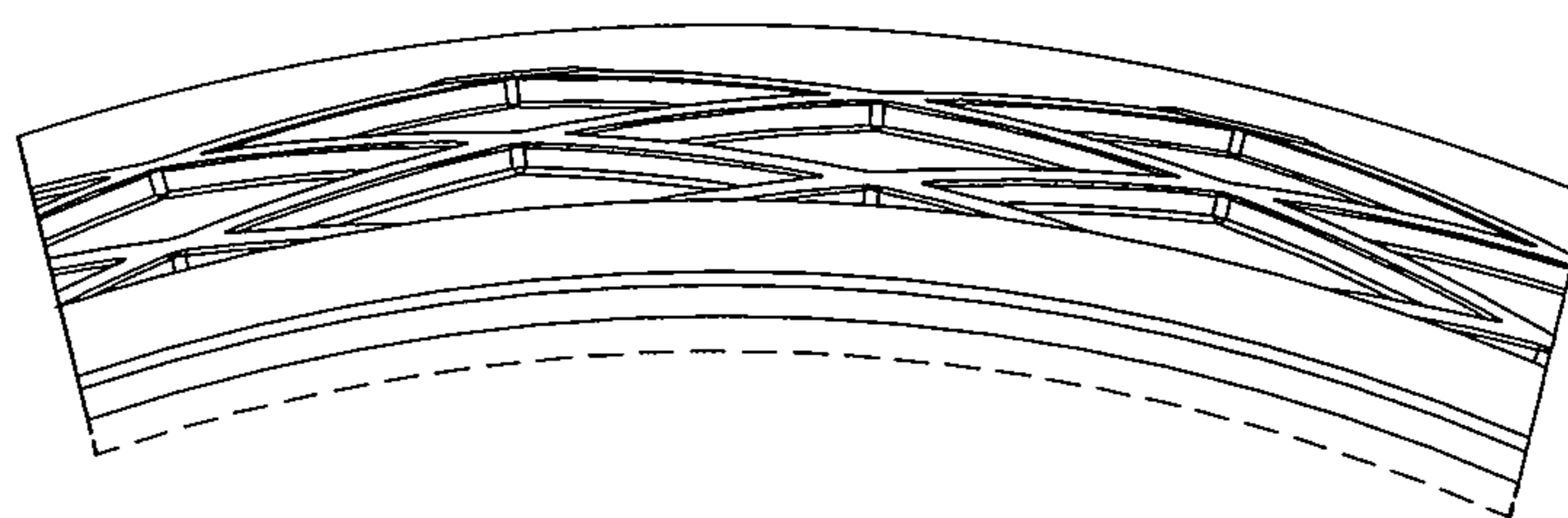




**FIG. 1**



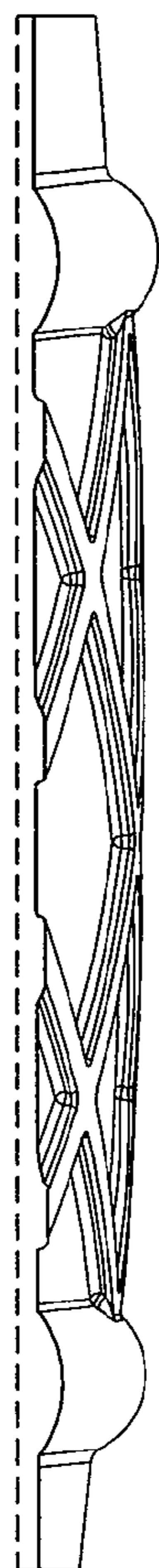
*FIG. 2*



*FIG. 3*



*FIG. 4*



*FIG. 5*