



US00D714064S

(12) **United States Design Patent**
Kim

(10) **Patent No.:** **US D714,064 S**

(45) **Date of Patent:** **** Sep. 30, 2014**

(54) **DETACHABLE SHIELD FOR USE WITH LUGGAGE**

(71) Applicant: **Hyun Suk Kim**, Beaverton, OR (US)

(72) Inventor: **Hyun Suk Kim**, Beaverton, OR (US)

(**) Term: **14 Years**

(21) Appl. No.: **29/446,453**

(22) Filed: **Feb. 23, 2013**

(51) **LOC (10) Cl.** **03-01**

(52) **U.S. Cl.**
USPC **D3/321**

(58) **Field of Classification Search**
USPC D3/273, 276, 279, 283, 284, 285, 289,
D3/301, 318, 319, 321, 902; 190/18 A,
190/100, 103, 104, 107, 109, 111–113, 115,
190/116, 119

See application file for complete search history.

(56) **References Cited**

U.S. PATENT DOCUMENTS

3,126,076	A *	3/1964	Koffler	206/287.1
4,262,780	A *	4/1981	Samuelian	190/18 A
4,729,460	A	3/1988	Kim		
4,821,853	A *	4/1989	Young	190/111
4,932,506	A	6/1990	Kim		
5,083,644	A	1/1992	Collins, III		
5,255,765	A	10/1993	Schrecongost		
5,293,975	A	3/1994	Howorka		
5,439,153	A	8/1995	Murdoch et al.		
D364,504	S	11/1995	Bieber et al.		
5,645,146	A	7/1997	Bieber et al.		
5,971,119	A *	10/1999	Chi	190/108
D427,434	S *	7/2000	King et al.	D3/279
D429,419	S	8/2000	Barraco		
D461,635	S *	8/2002	Sharples	D3/279
D465,649	S *	11/2002	Sharples	D3/279
6,637,562	B2	10/2003	Oh		

D491,361	S *	6/2004	Bernbaum et al.	D3/279
D495,879	S *	9/2004	Bernbaum et al.	D3/279
D509,653	S	9/2005	Yu		
7,077,251	B1	7/2006	Gaither		

(Continued)

OTHER PUBLICATIONS

Alibaba.com, Backpack (Xueshan-Green)—Trekking & Hiking Backpack, 38 Liter, at least as early as Jan. 24, 2013.

Primary Examiner — Deanna L Pratt

Assistant Examiner — Lilyana Bekic

(74) *Attorney, Agent, or Firm* — Law Office of Karen Dana Oster, LLC

(57) **CLAIM**

I claim the ornamental design for a detachable shield for use with luggage, as shown and described.

DESCRIPTION

FIG. 1 is a first perspective view of a detachable shield for use with luggage.

FIG. 2 is a second perspective view of the detachable shield shielding the front face of luggage taken from an alternative angle.

FIG. 3 is a front view of the detachable shield.

FIG. 4 is a rear view of the detachable shield.

FIG. 5 is a first side view of the detachable shield.

FIG. 6 is a second side view of the detachable shield.

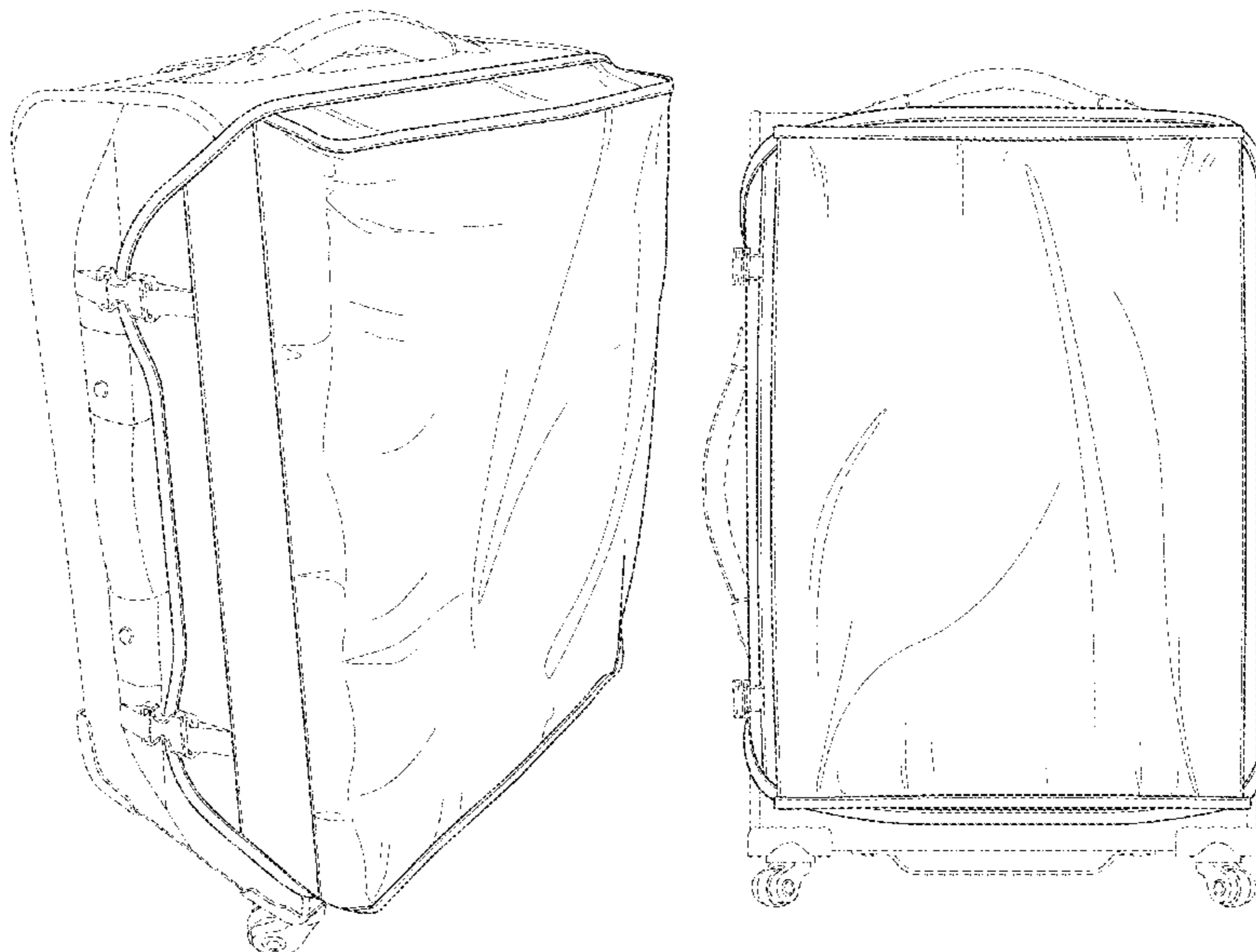
FIG. 7 is a top end view of the detachable shield;

FIG. 8 is a bottom end view of the detachable shield; and,

FIG. 9 is a plan view of the outside-presenting face of the detachable shield, the detachable shield being in the detached state.

The broken line showing of the luggage illustrates the environment of the claimed design and forms no part thereof. All other broken lines depict portions of the detachable shield which form no part of the claimed design.

1 Claim, 7 Drawing Sheets



(56)

References Cited

U.S. PATENT DOCUMENTS

7,093,699 B2 8/2006 Yu
7,140,479 B2* 11/2006 Mangano et al. 190/108
7,219,902 B1 5/2007 Herold
7,458,452 B2 12/2008 Beakey

D671,316 S * 11/2012 Kritzer D3/279
2001/0038023 A1 11/2001 Trevino
2002/0139627 A1* 10/2002 Mahanavanont 190/115
2005/0077135 A1 4/2005 Drew et al.
2006/0060440 A1* 3/2006 Myers 190/18 A
2011/0168507 A1* 7/2011 Penley et al. 190/18 A

* cited by examiner

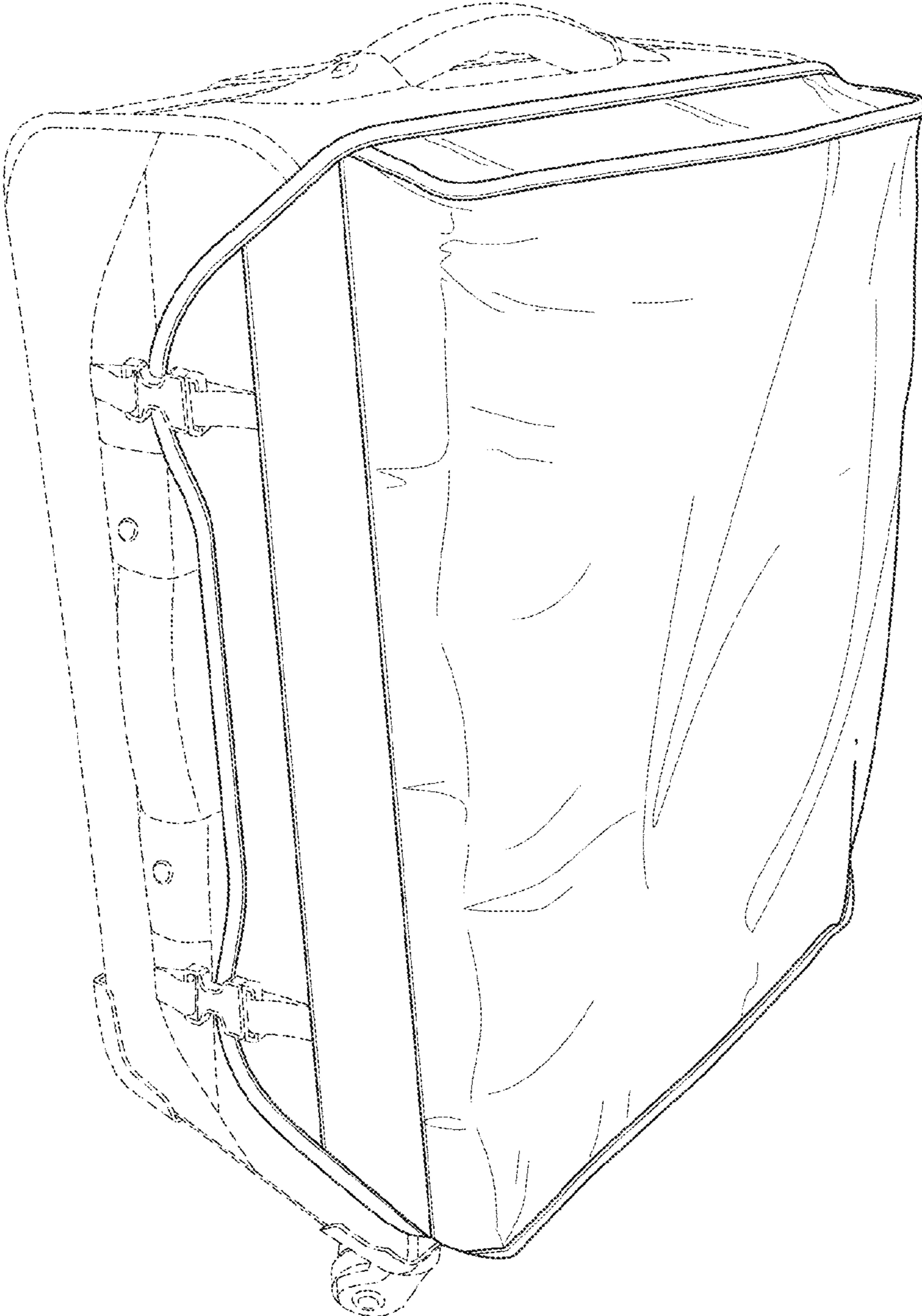


FIG. 1




FIG. 2

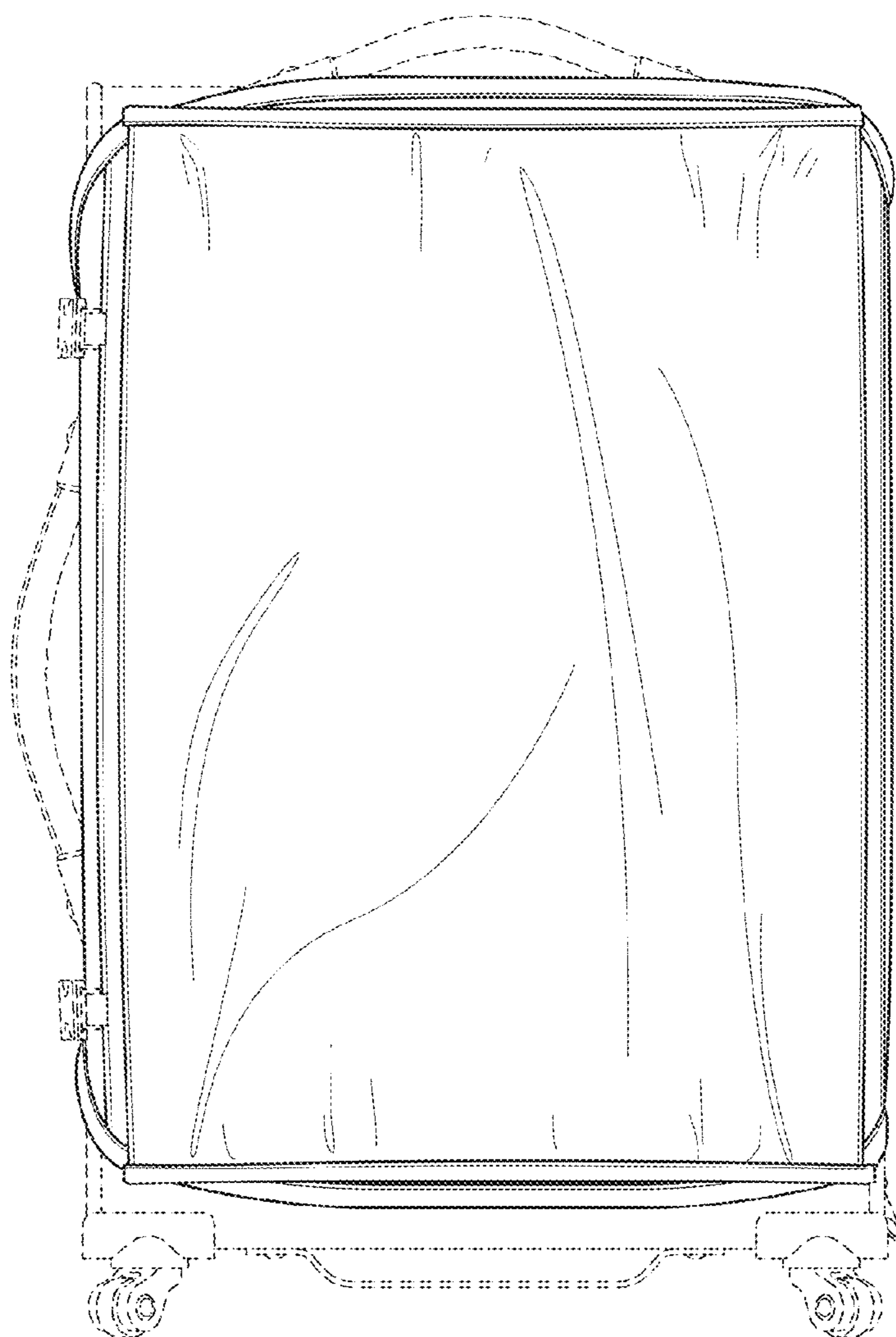


FIG. 3

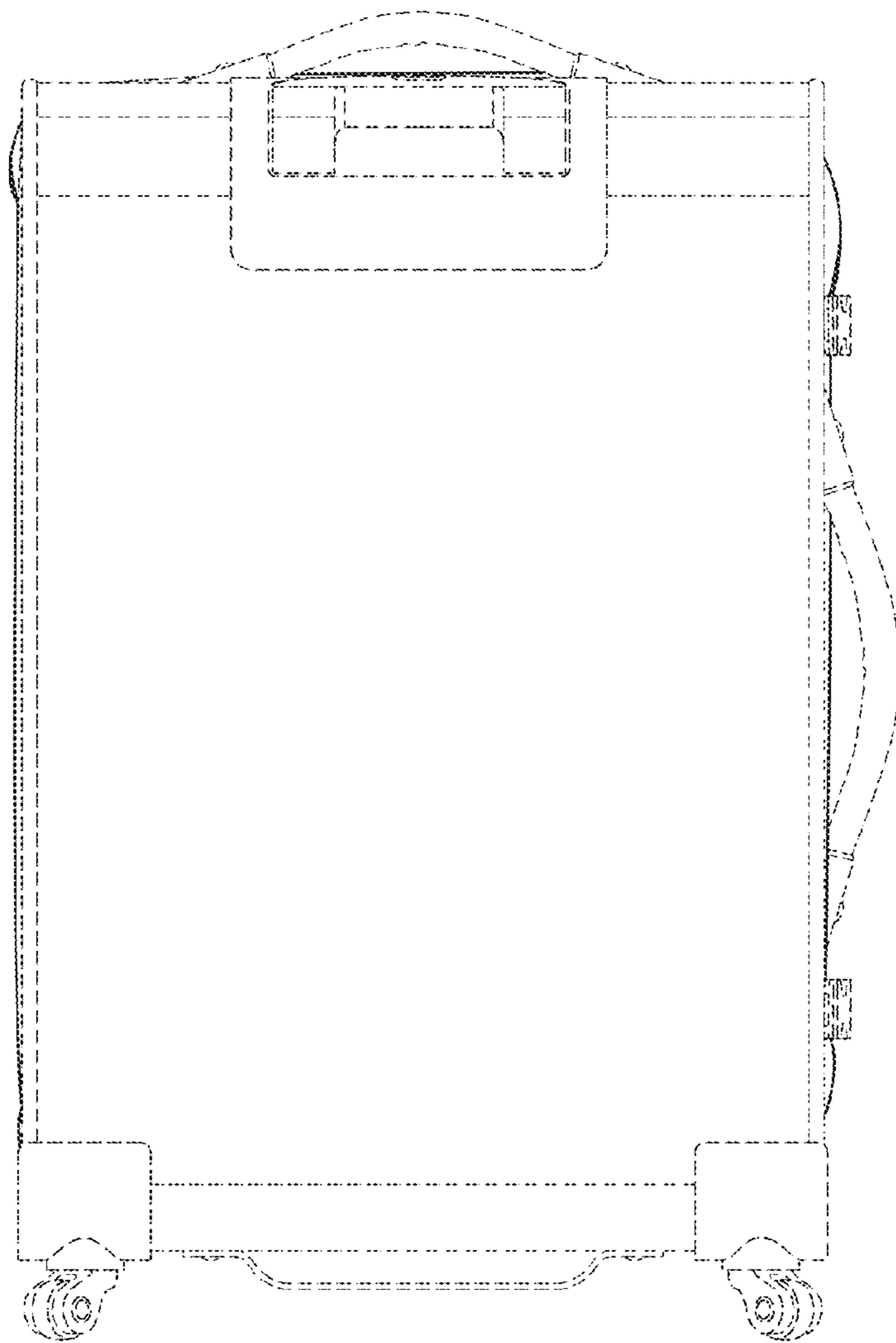


FIG. 4

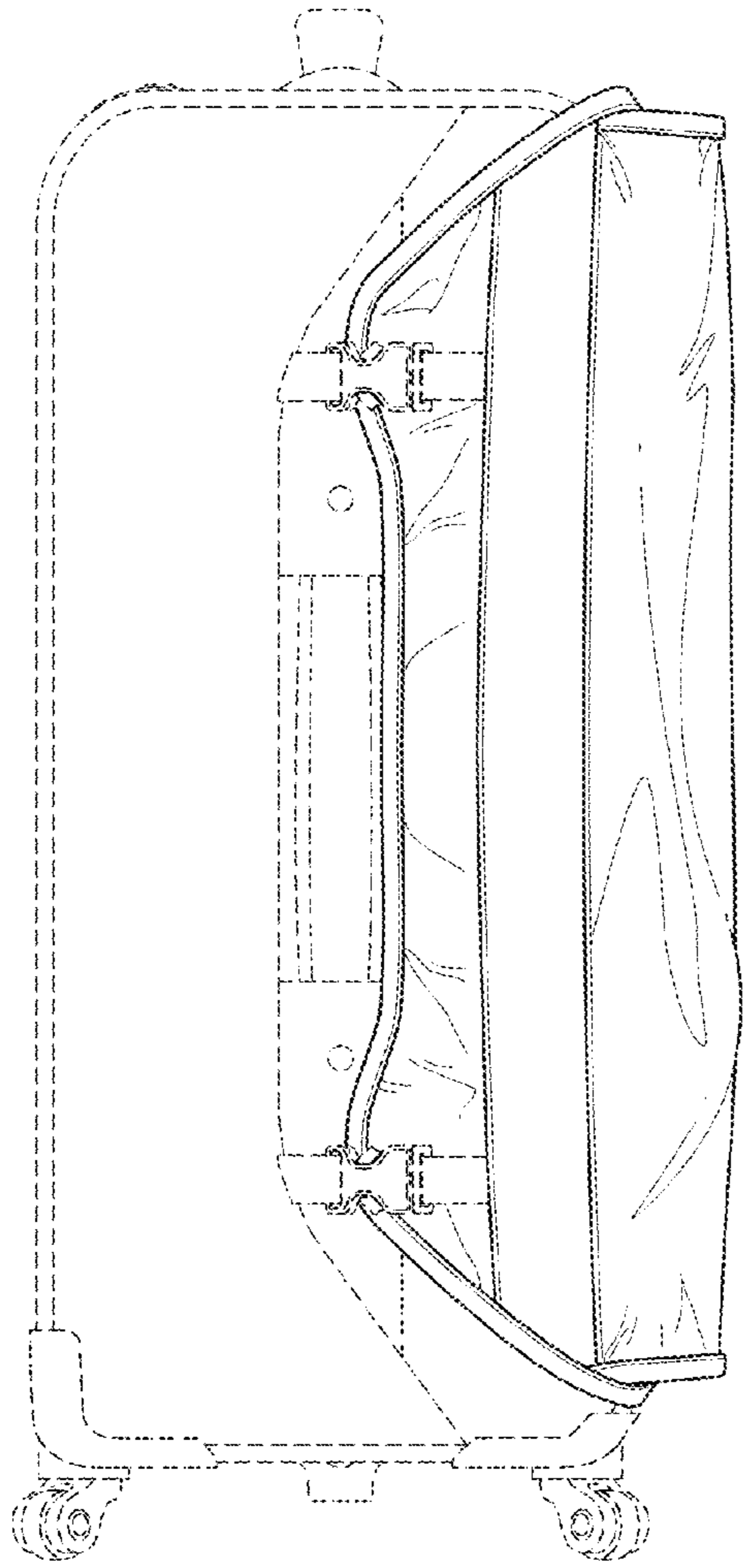


FIG. 5

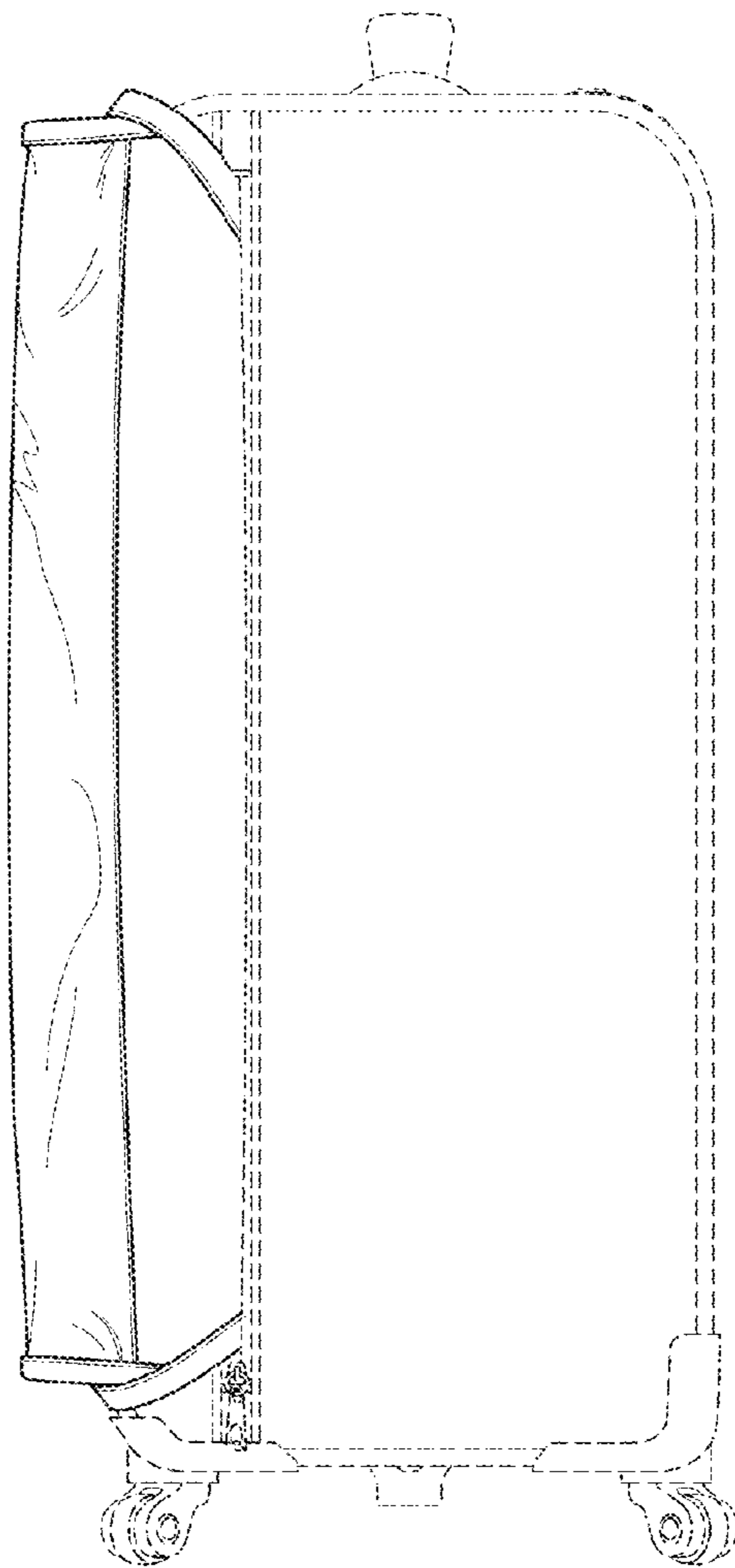


FIG. 6

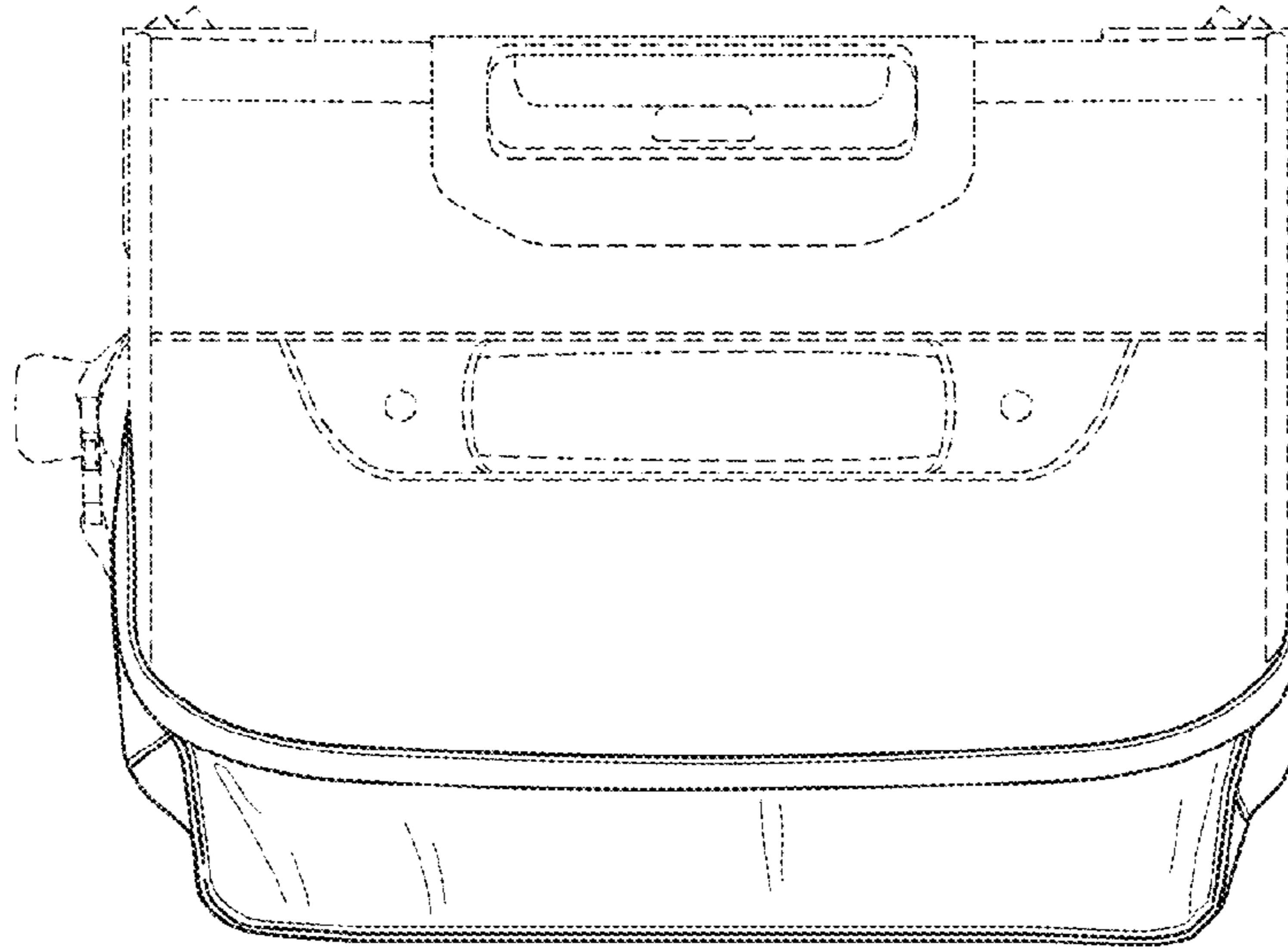


FIG. 7

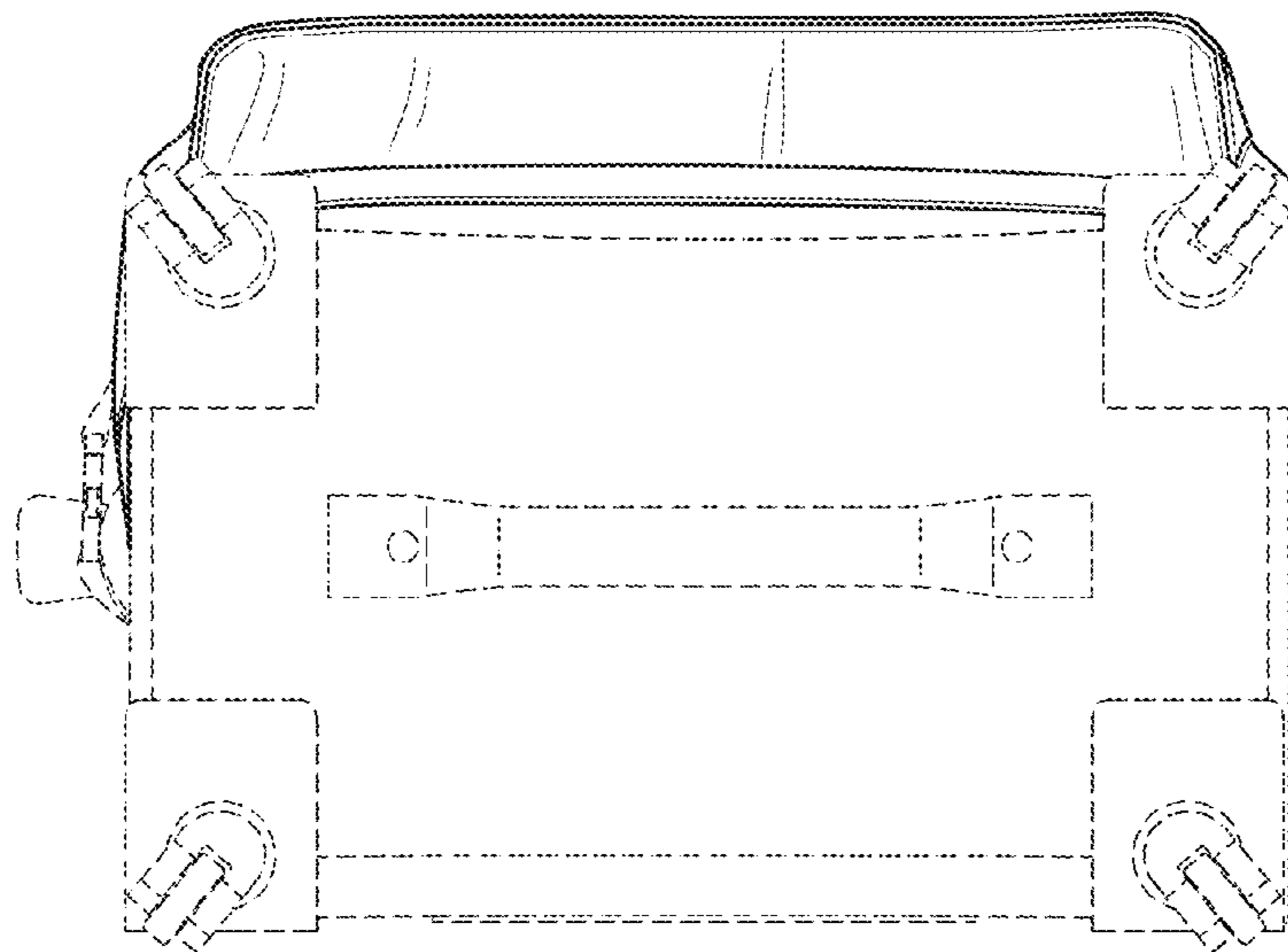


FIG. 8

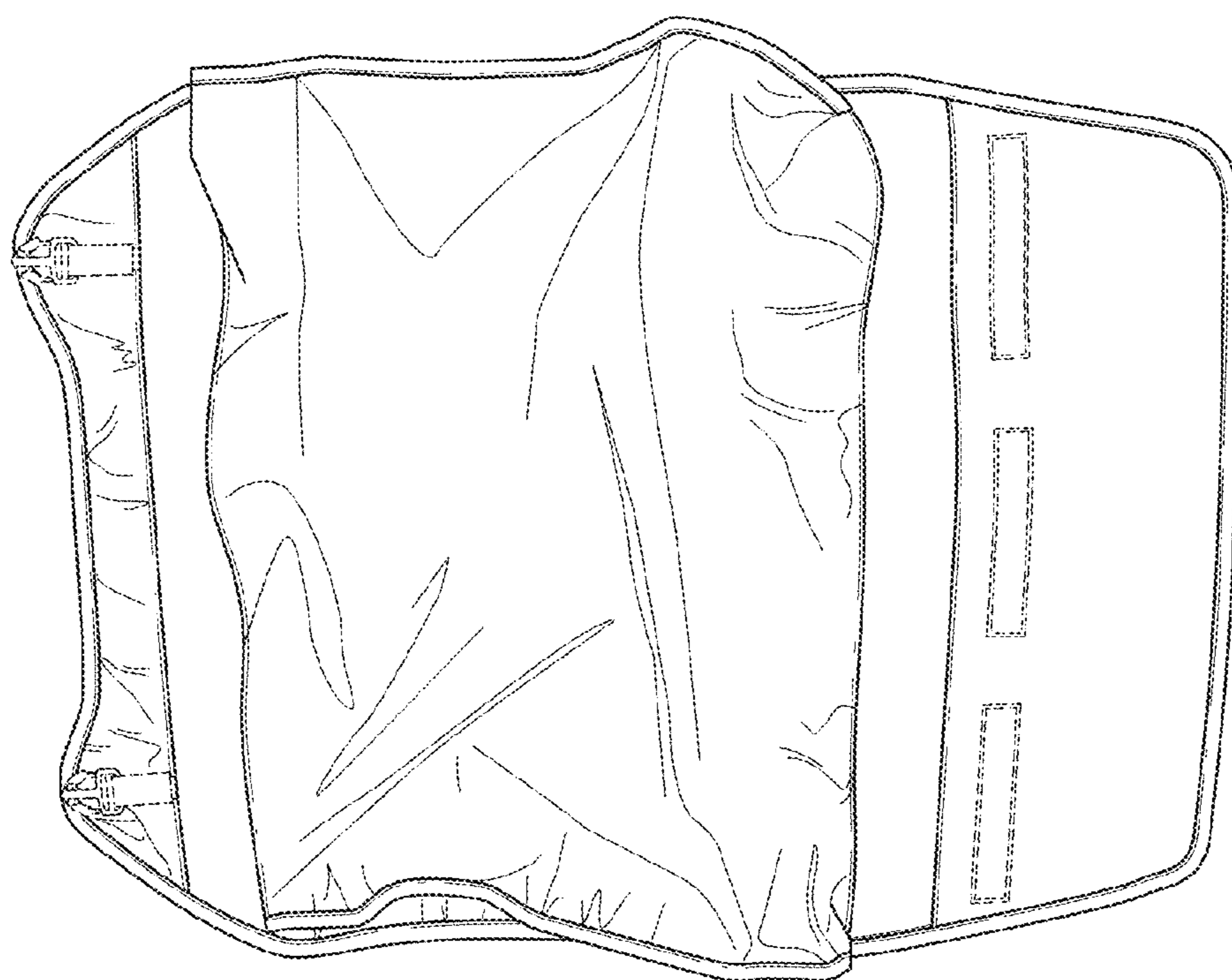


FIG. 9