



US00D714060S

(12) **United States Design Patent**
Meers et al.

(10) **Patent No.:** **US D714,060 S**

(45) **Date of Patent:** **** Sep. 30, 2014**

(54) **TRAY**
(71) Applicant: **Rehrig Pacific Company**, Los Angeles, CA (US)
(72) Inventors: **Ryan C. Meers**, West Chester, PA (US); **William P. Apps**, Alpharetta, GA (US); **Suzanne Clark Lane**, Marietta, GA (US)

(73) Assignee: **Rehrig Pacific Company**, Los Angeles, CA (US)

(**) Term: **14 Years**

(21) Appl. No.: **29/434,395**

(22) Filed: **Oct. 12, 2012**

(51) **LOC (10) Cl.** **03-01**

(52) **U.S. Cl.**
USPC **D3/307**

(58) **Field of Classification Search**
USPC D3/304, 306-307, 312; D6/475, 510; D19/92; 206/203, 503, 505, 513, 557, 206/561; 211/126.7, 194; D7/553; 220/1.5, 220/427, 501, 509, 516, 553, 555
See application file for complete search history.

(56) **References Cited**

U.S. PATENT DOCUMENTS

D289,938 S *	5/1987	Warwick	D3/311
D292,634 S *	11/1987	Chabot	D3/307
D395,756 S *	7/1998	Tanji	D3/312
D398,151 S *	9/1998	Ahern, Jr.	D3/304
D421,183 S *	2/2000	Koskinen	D3/312
D446,015 S *	8/2001	Apps	D3/304
D448,567 S *	10/2001	Buss	D3/310
D452,613 S *	1/2002	Hammett	D3/304
D462,522 S *	9/2002	Apps et al.	D34/38

D478,421 S *	8/2003	Overholt et al.	D3/304
D483,946 S *	12/2003	Koefeldt	D3/304
D500,924 S *	1/2005	Martin et al.	D3/302
6,880,705 B2 *	4/2005	Otting et al.	206/505
D506,870 S *	7/2005	Uihlein et al.	D3/307
D523,338 S *	6/2006	Hoge et al.	D9/456
D539,541 S *	4/2007	Stahl	D3/304
D549,454 S *	8/2007	Åhman	D3/304
D557,011 S *	12/2007	Fernandez et al.	D3/307
D575,061 S *	8/2008	Titas et al.	D3/304
D598,684 S *	8/2009	Stahl	D6/511
D600,021 S *	9/2009	Lindstrom	D3/313
D648,535 S *	11/2011	Reinhart et al.	D3/302
8,186,534 B2 *	5/2012	Apps	220/515
D663,525 S *	7/2012	Rhoades et al.	D3/314
D666,829 S *	9/2012	Liao	D3/304
D682,673 S *	5/2013	Miller et al.	D9/424
8,517,203 B2 *	8/2013	Apps	220/515
D688,869 S *	9/2013	Lindstrom	D3/311
8,522,967 B2 *	9/2013	Lindstrom	206/203

* cited by examiner

Primary Examiner — Kelley Donnelly

(74) *Attorney, Agent, or Firm* — Carlson, Gaskey & Olds P.C.

(57) **CLAIM**

We claim the ornamental design for a tray, as shown and described.

DESCRIPTION

FIG. 1 is a perspective view of a tray showing our new design. FIG. 2 is a side view of the tray of FIG. 1, which is identical to the opposite side.

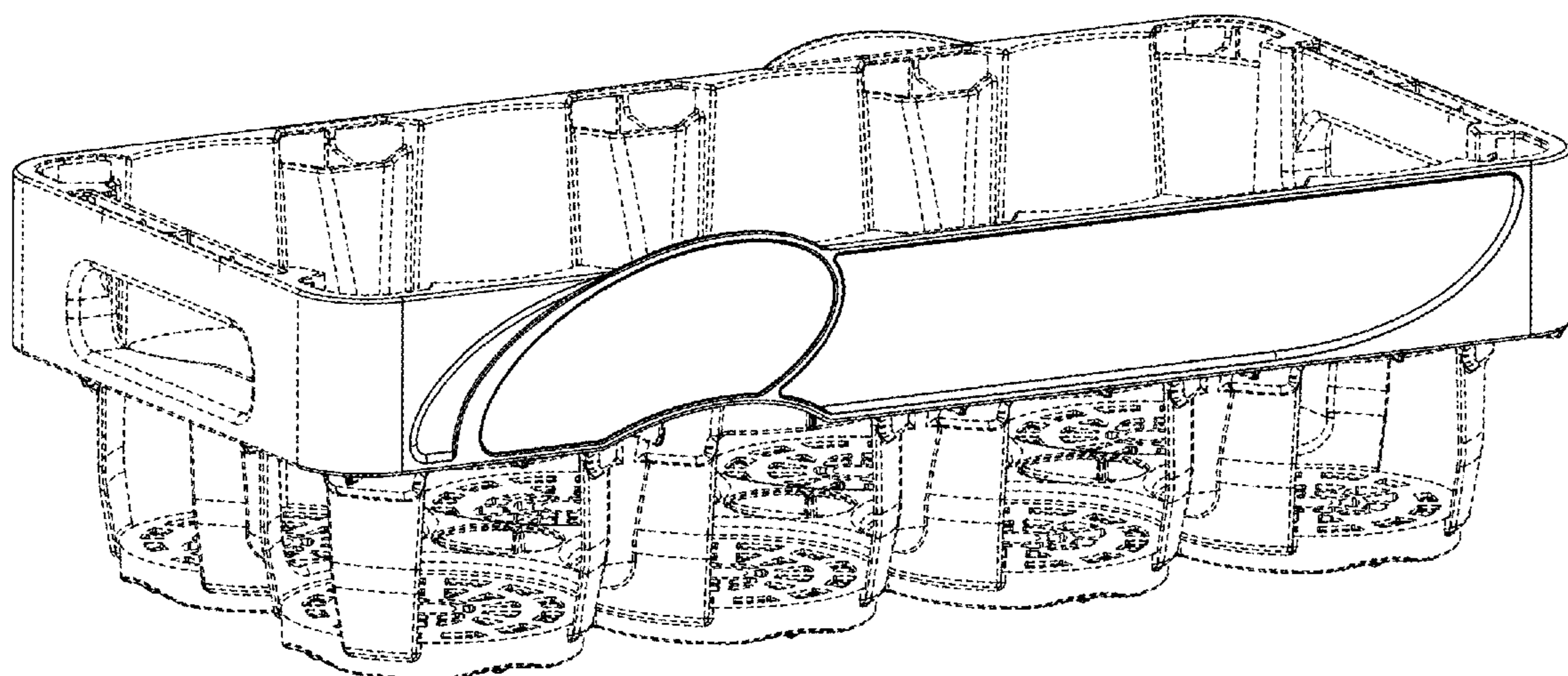
FIG. 3 is an end view of the tray of FIG. 1, which is identical to the opposite side.

FIG. 4 is a top view of the tray of FIG. 1; and,

FIG. 5 is a bottom view of the tray of FIG. 1.

The broken lines shown herein are for illustrative purposes only and form no part of the claimed design.

1 Claim, 4 Drawing Sheets



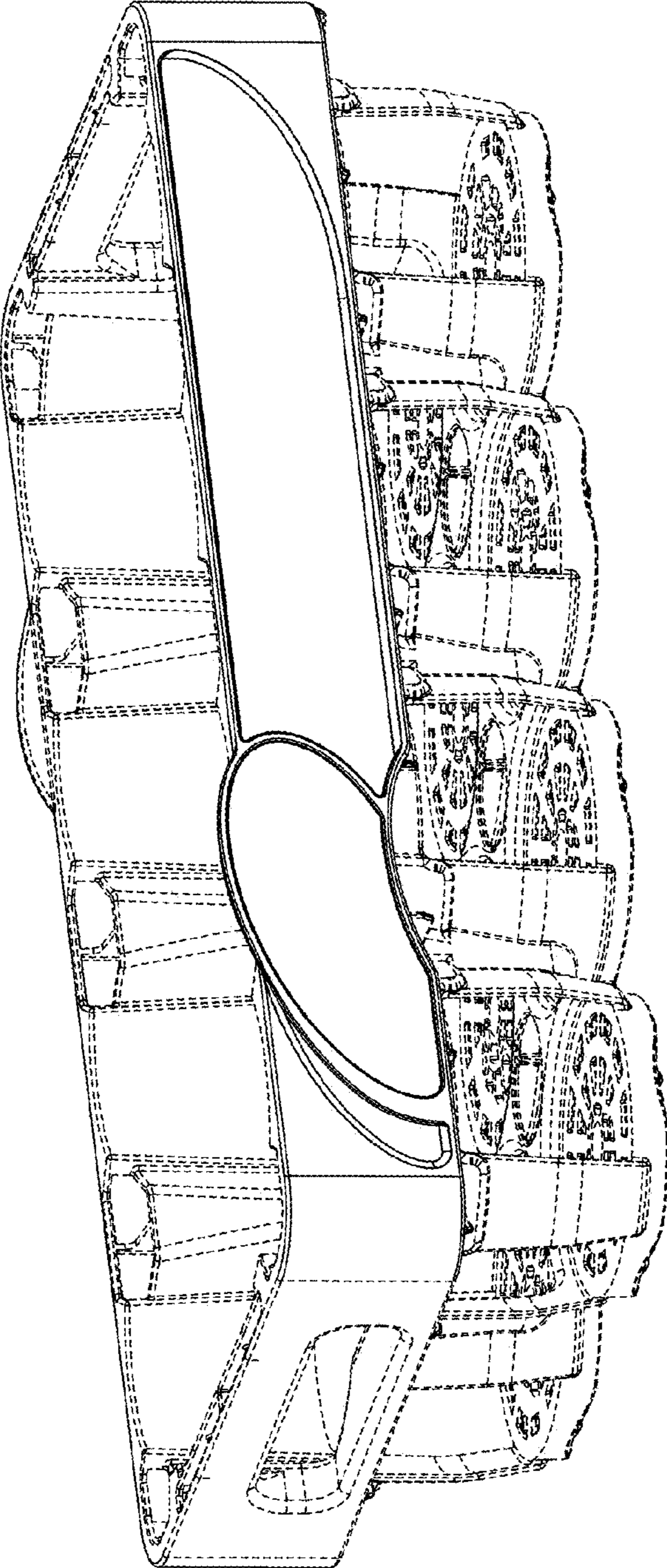


Fig. 1

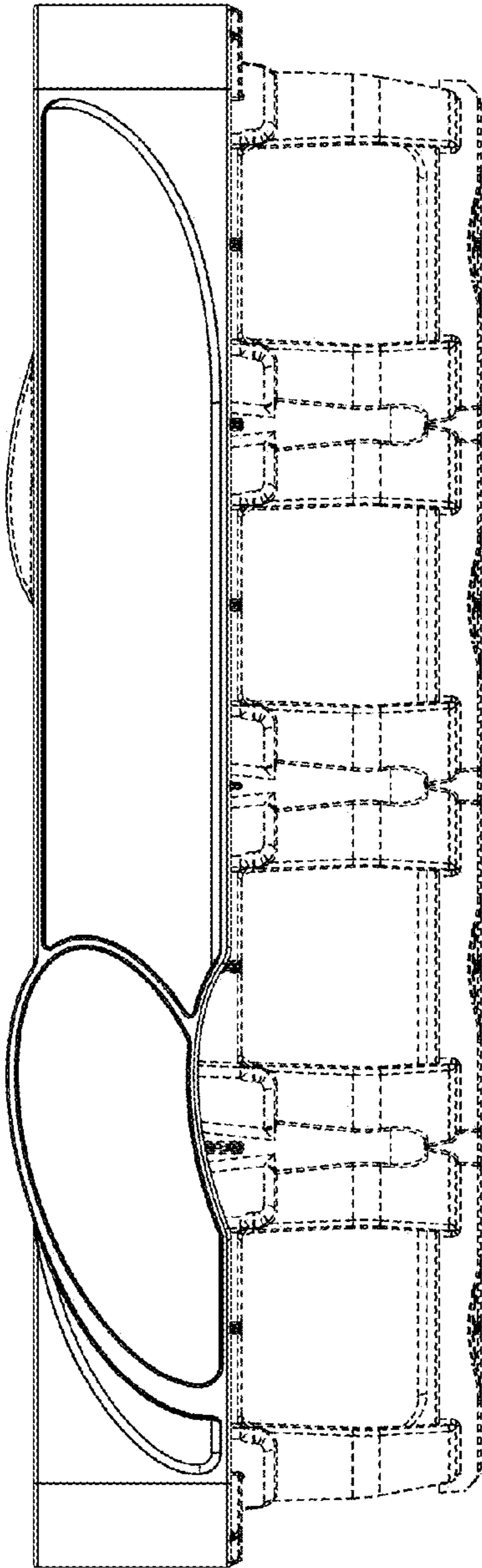


Fig. 2

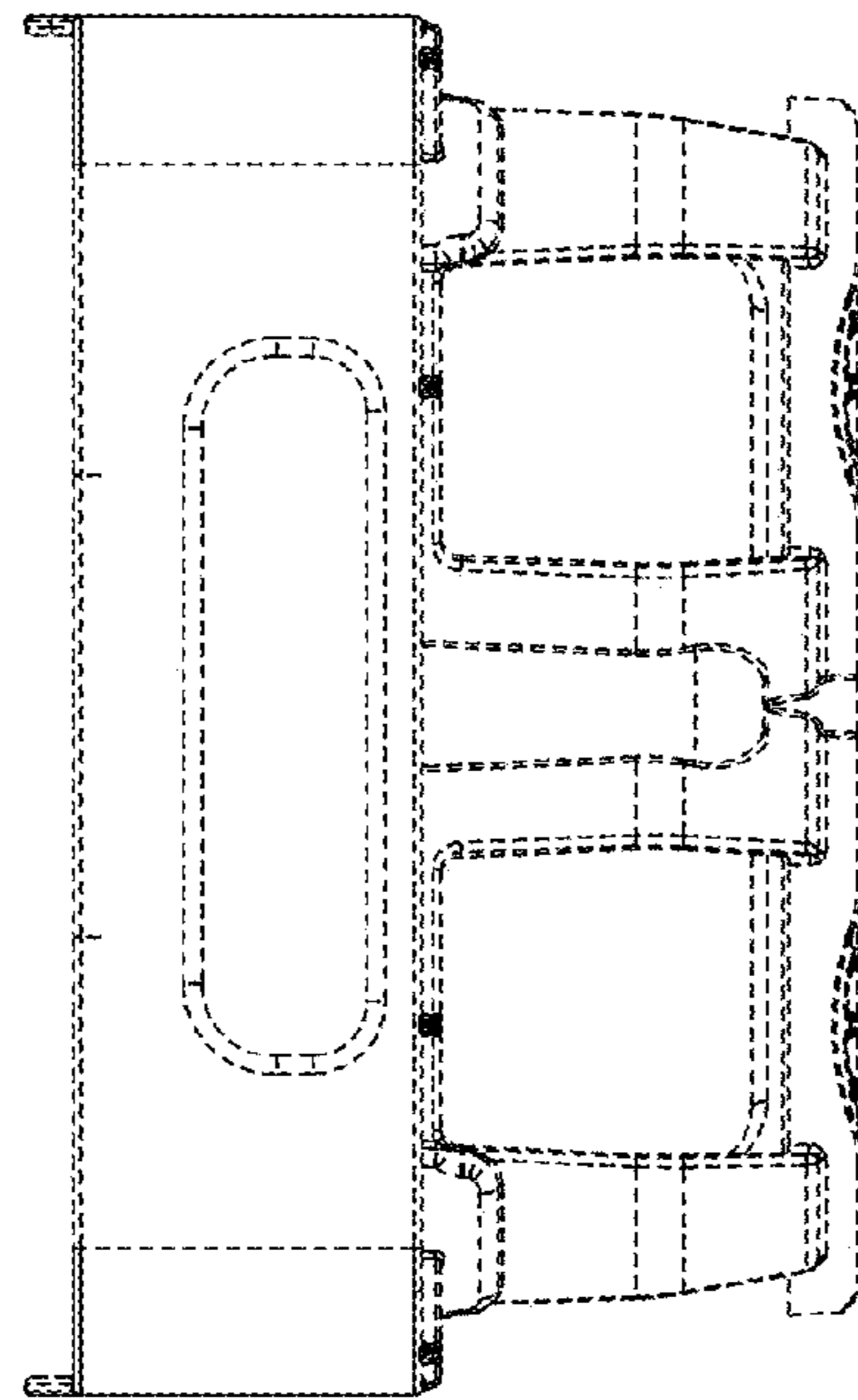


Fig. 3




Fig. 4




Fig. 5