



US00D714053S

(12) **United States Design Patent**  
**Yoo**

(10) **Patent No.:** **US D714,053 S**

(45) **Date of Patent:** **\*\* Sep. 30, 2014**

(54) **FRONT MIRROR COVER PHONE CASE**

(71) Applicant: **David & Young Group Corp.,**  
Secaucus, NJ (US)

(72) Inventor: **John Yoo,** Secaucus, NJ (US)

(73) Assignee: **David & Young Group Corp.,**  
Secaucus, NJ (US)

(\*\*) Term: **14 Years**

(21) Appl. No.: **29/462,639**

(22) Filed: **Aug. 6, 2013**

(51) **LOC (10) Cl.** ..... **03-01**

(52) **U.S. Cl.**  
USPC ..... **D3/269**

(58) **Field of Classification Search**  
USPC ..... D3/201, 218, 269, 273, 294, 300, 303,  
D3/287, 283, 289, 274; D14/217, 432,  
D14/250, 247; 206/320, 576, 214;  
455/575.8; 190/109, 110, 111, 900,  
190/902

See application file for complete search history.

(56) **References Cited**

**U.S. PATENT DOCUMENTS**

D559,532 S *	1/2008	Kwak et al.	.....	D3/218
7,387,209 B2 *	6/2008	Ko et al.	.....	206/579
D574,819 S *	8/2008	Andre et al.	.....	D3/269
D582,405 S *	12/2008	Andre et al.	.....	D3/299
D615,299 S *	5/2010	Agarwal et al.	.....	D3/269
8,073,131 B2 *	12/2011	Bodkin et al.	.....	379/406.01
D652,829 S *	1/2012	Kim et al.	.....	D14/250
D654,263 S *	2/2012	Mahmood et al.	.....	D3/201
D657,354 S *	4/2012	Kim	.....	D14/250

D674,592 S *	1/2013	Basmaji	.....	D3/218
D677,888 S *	3/2013	Sogabe	.....	D3/269
D678,260 S *	3/2013	Bau	.....	D14/250
D683,960 S *	6/2013	Robbins et al.	.....	D3/269
D684,362 S *	6/2013	Robbins et al.	.....	D3/269
D697,709 S *	1/2014	Klusener	.....	D3/218
D700,599 S *	3/2014	Kim	.....	D14/250
D700,778 S *	3/2014	To et al.	.....	D3/294
D704,182 S *	5/2014	Smith	.....	D14/250
2009/0314400 A1 *	12/2009	Liu	.....	150/165
2011/0290687 A1 *	12/2011	Han	.....	206/320

\* cited by examiner

*Primary Examiner* — Cynthia Ramirez

(74) *Attorney, Agent, or Firm* — Susan Paik, Esq.

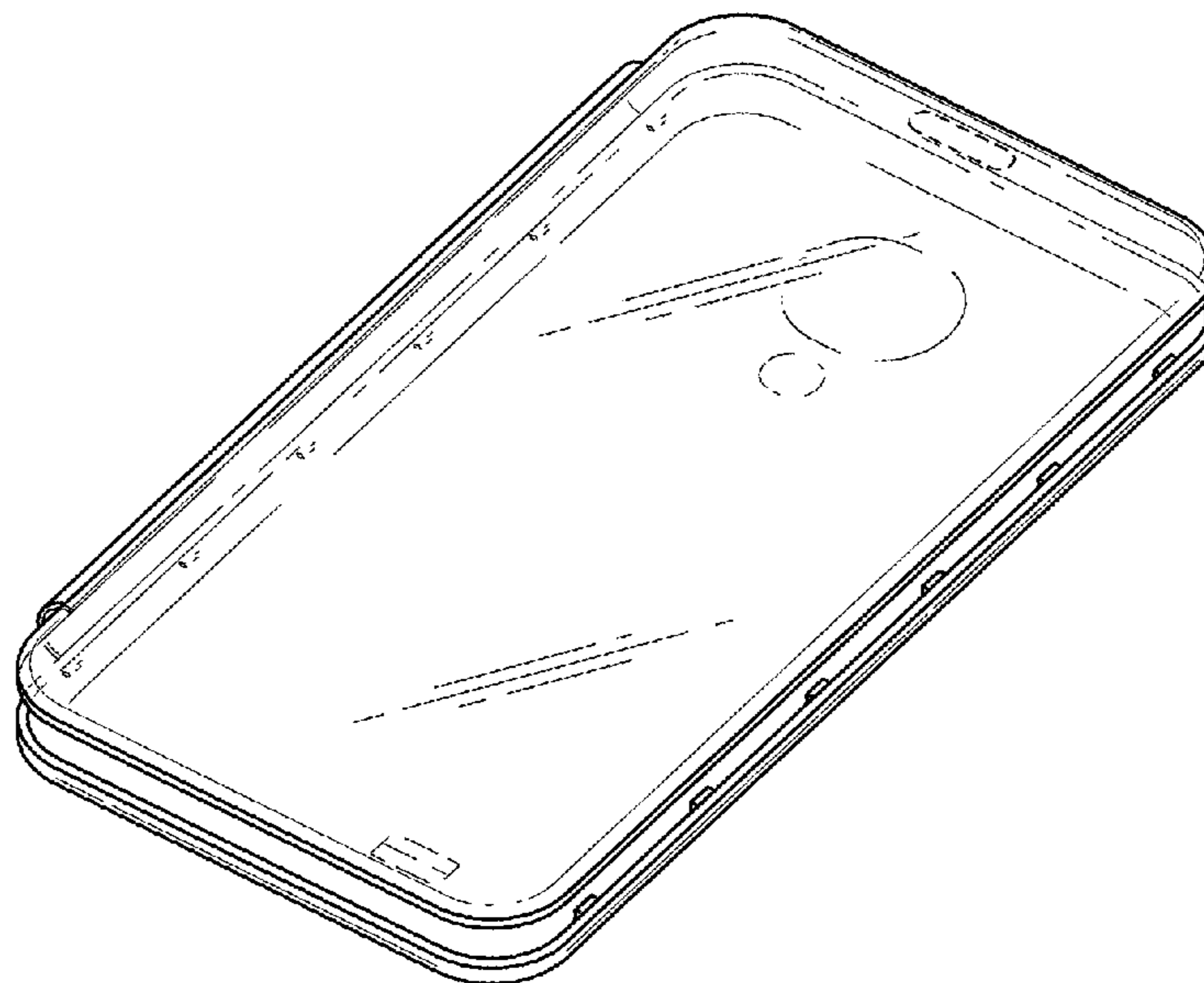
(57) **CLAIM**

The ornamental design for a front mirror cover phone case, as shown and described.

**DESCRIPTION**

FIG. 1 is a perspective view of a front mirror cover phone case showing my new design;  
 FIG. 2 is a front view thereof;  
 FIG. 3 is a rear view thereof;  
 FIG. 4 is a right-side view thereof;  
 FIG. 5 is a top view thereof;  
 FIG. 6 is a left-side view thereof;  
 FIG. 7 is a bottom view thereof;  
 FIG. 8 is an alternate view depicting the front mirror cover phone case in an open position; and,  
 FIG. 9 is a rear view of the front mirror cover phone case in an open position.  
 Portions of the article shown in broken lines form no part of the claimed design.

**1 Claim, 4 Drawing Sheets**



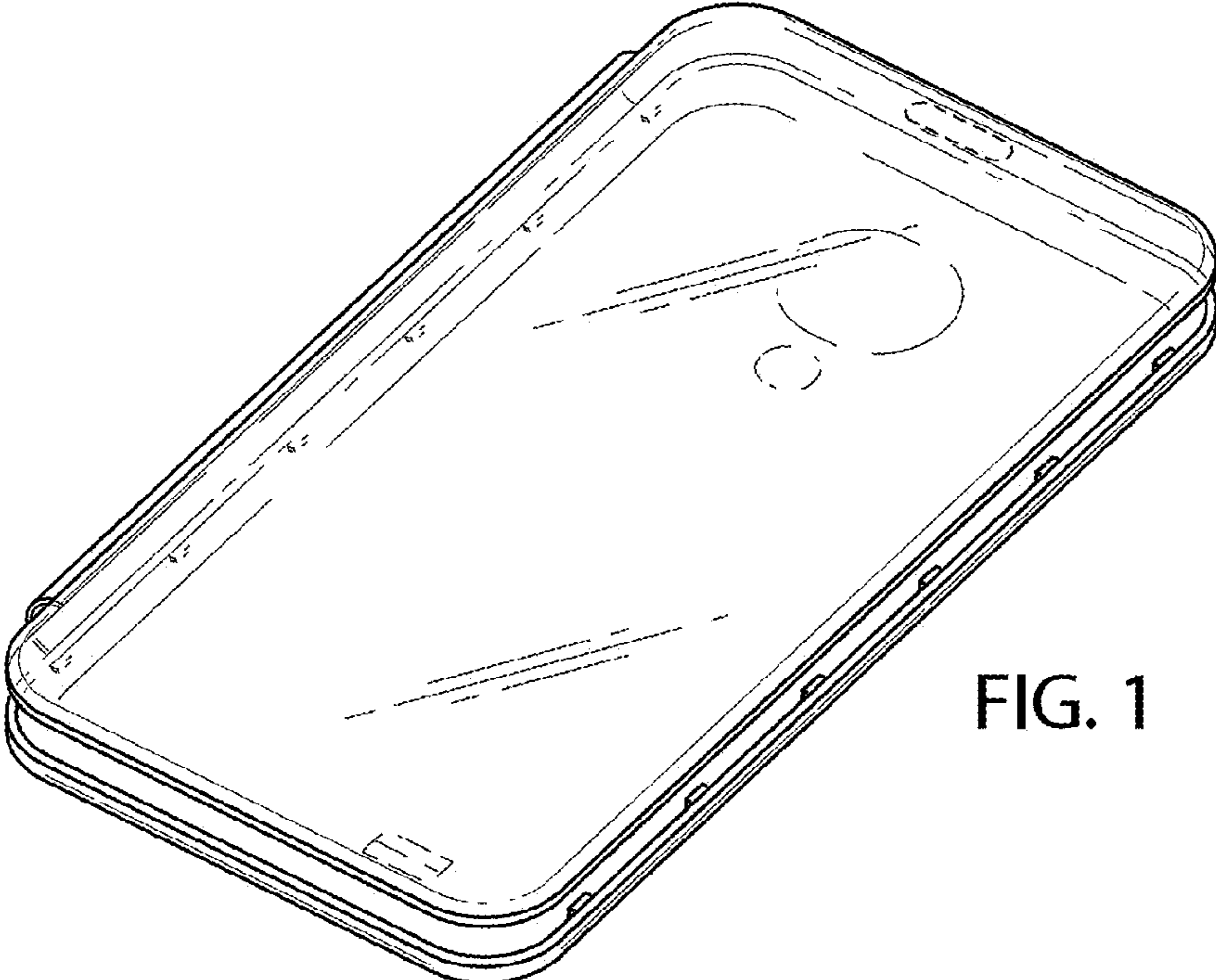


FIG. 1




FIG. 2



FIG. 5




FIG. 4

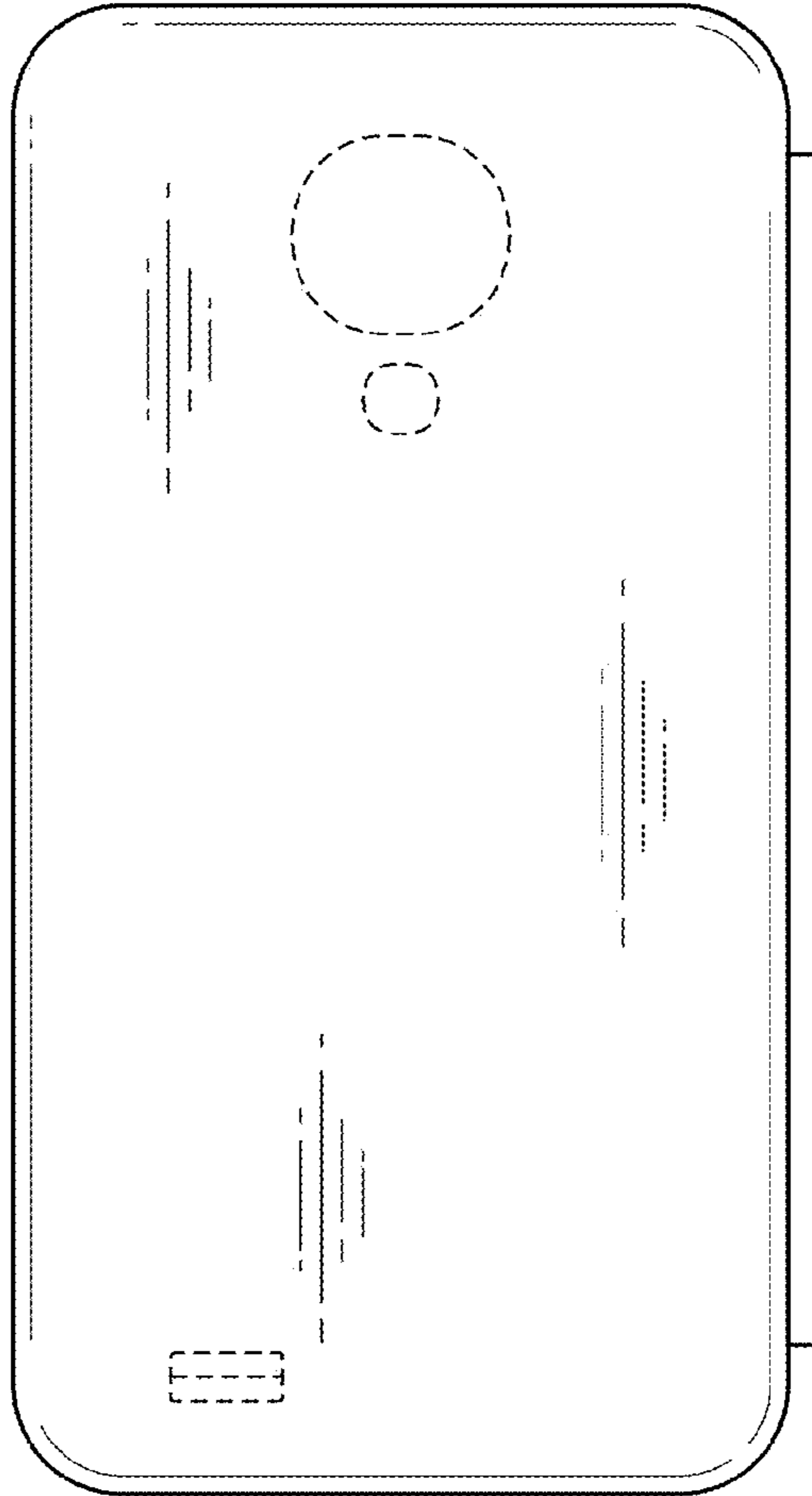


FIG. 3




FIG. 6



FIG. 7

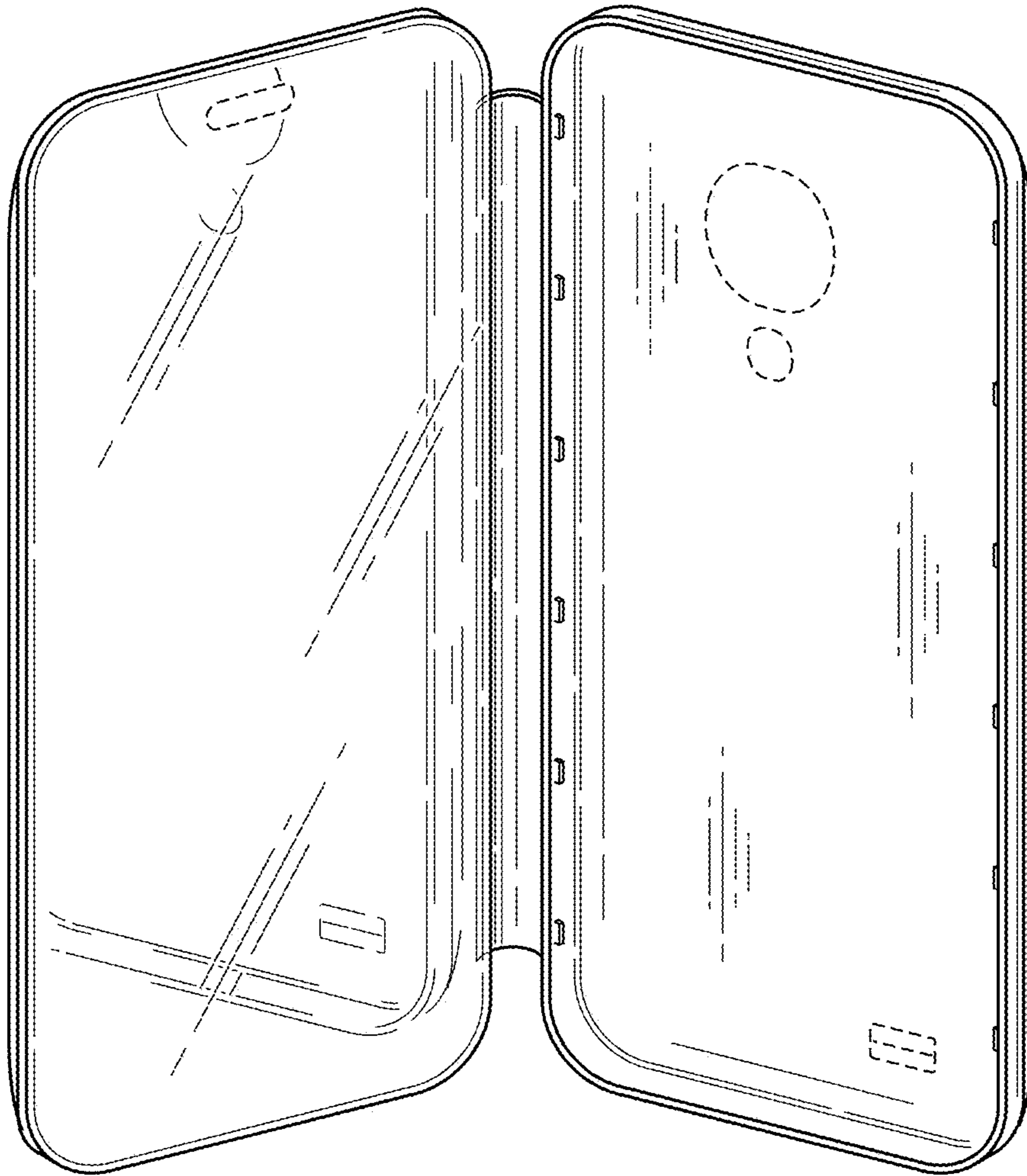


FIG. 8



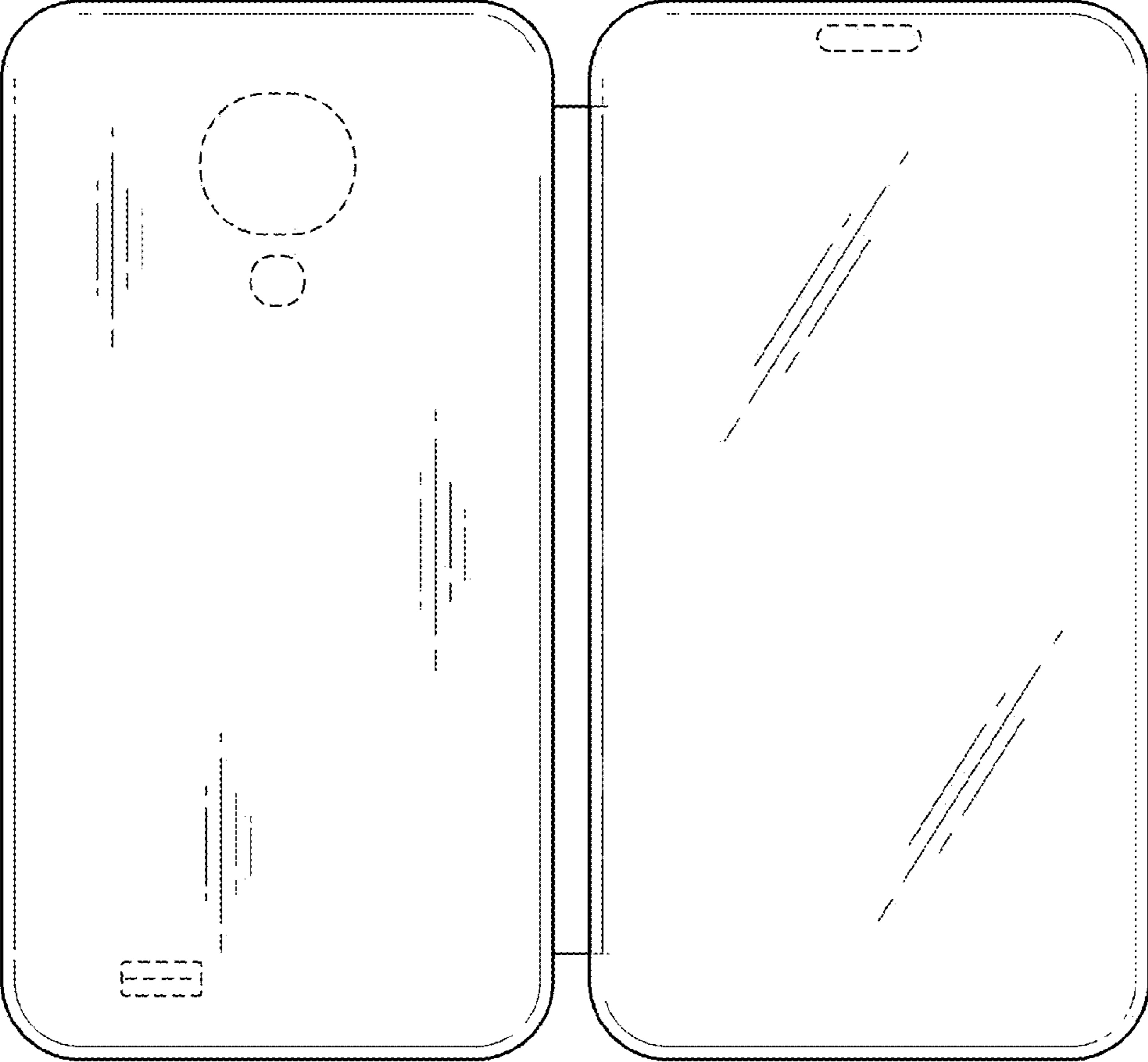


FIG. 9