



US00D714044S

(12) **United States Design Patent**
Lee

(10) **Patent No.:** **US D714,044 S**

(45) **Date of Patent:** **** Sep. 30, 2014**

(54) **NO TIE SHOELACE DEVICE**

(71) Applicant: **Cheng-Yung Lee**, Tainan (TW)

(72) Inventor: **Cheng-Yung Lee**, Tainan (TW)

(**) Term: **14 Years**

(21) Appl. No.: **29/446,719**

(22) Filed: **Feb. 27, 2013**

(30) **Foreign Application Priority Data**

Jan. 29, 2013 (TW) 102300775

(51) **LOC (10) Cl.** **02-07**

(52) **U.S. Cl.**
USPC **D2/978**

(58) **Field of Classification Search**
USPC D2/946, 976, 978; D8/349, 354, 356,
D8/367; D11/3, 4, 6, 11, 89, 200;
24/712.1, 713.3, 713.9, 714.6; 36/50.1,
36/52; 40/636

See application file for complete search history.

(56) **References Cited**

U.S. PATENT DOCUMENTS

2,141,801	A *	12/1938	Taft	24/713
5,678,746	A *	10/1997	Grendol	227/67
D407,554	S *	4/1999	Resch	D2/978
D591,496	S *	5/2009	Earle	D2/970
D659,516	S *	5/2012	Schoen et al.	D8/355
2006/0254089	A1 *	11/2006	Frydlewski	36/50.1

* cited by examiner

Primary Examiner — Prabhakar Deshmukh

Assistant Examiner — Janice Lim

(74) *Attorney, Agent, or Firm* — Leong C. Lei

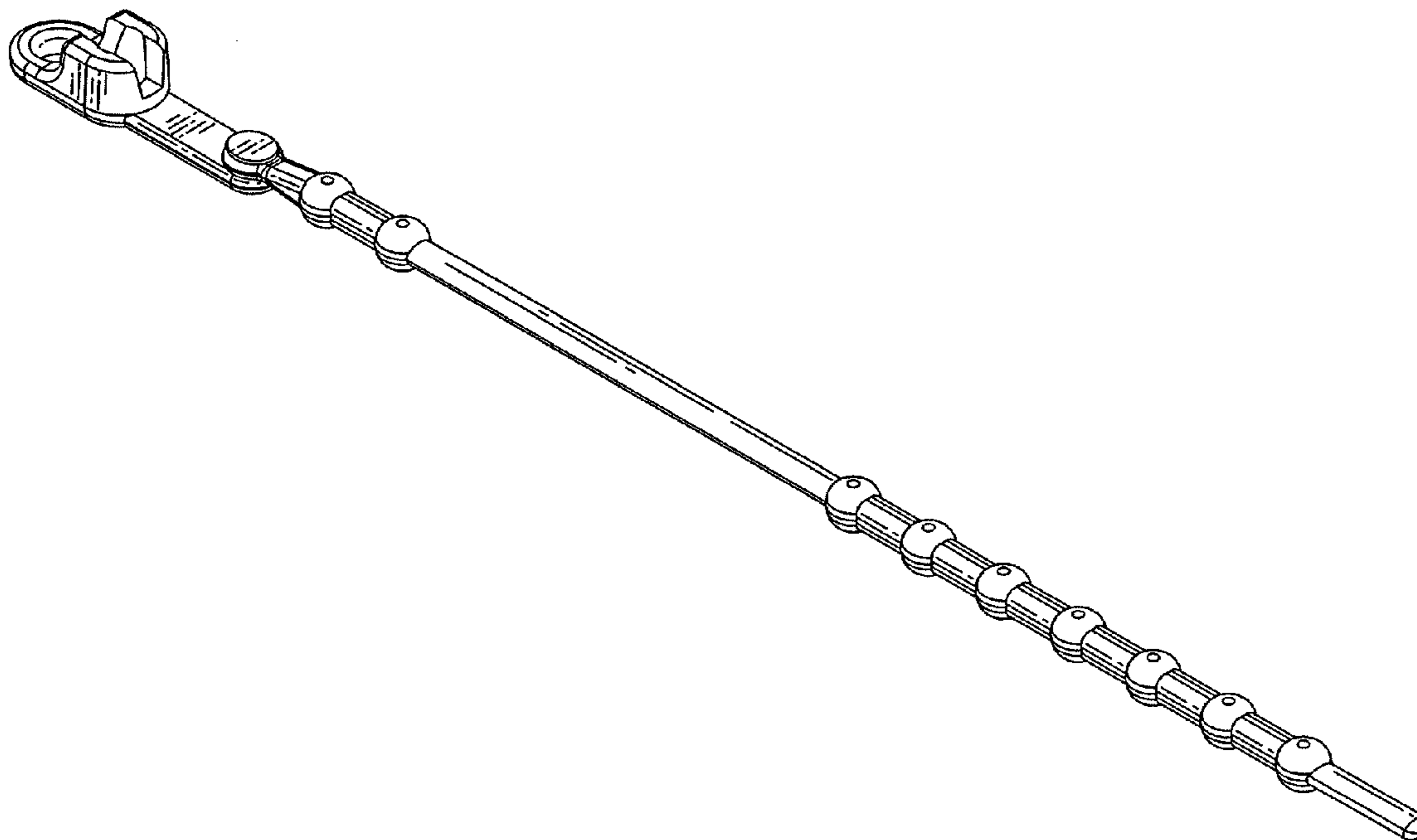
(57) **CLAIM**

The ornamental design for a no tie shoelace device, as shown and described.

DESCRIPTION

FIG. 1 is a front perspective view of a no tie shoelace device showing my new design;
FIG. 2 is a front elevational view thereof;
FIG. 3 is a rear elevational view thereof;
FIG. 4 is a left elevational view thereof;
FIG. 5 is a right elevational view thereof;
FIG. 6 is a top plan view thereof; and,
FIG. 7 is a bottom plan view thereof.

1 Claim, 4 Drawing Sheets






FIG.1




FIG. 2

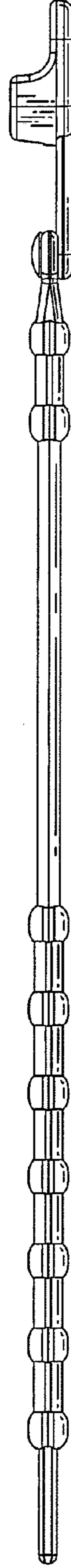


FIG. 3

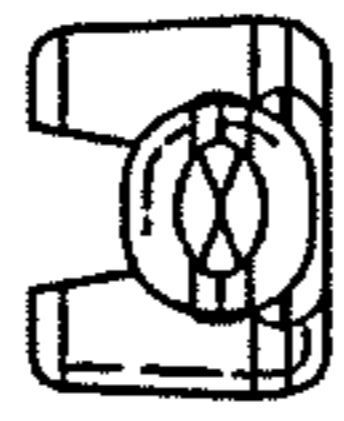


FIG.5

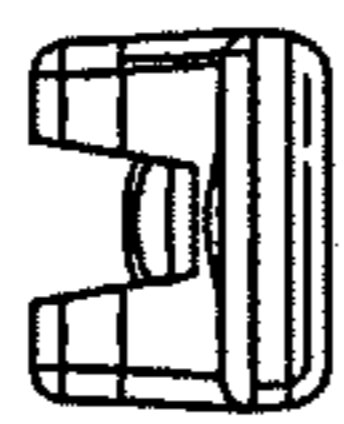


FIG.4

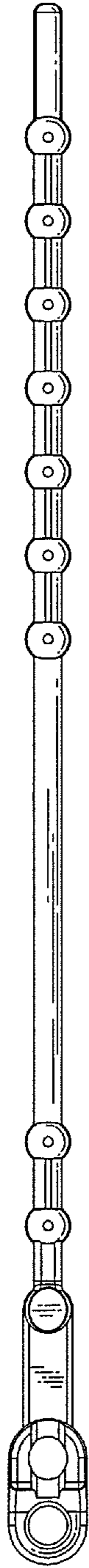


FIG. 6

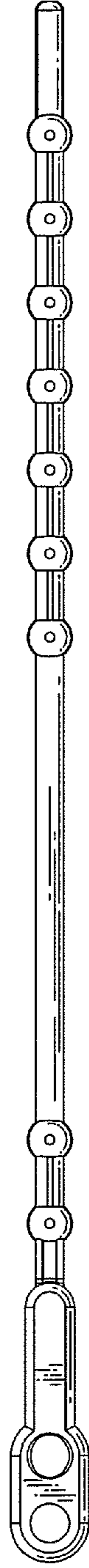


FIG. 7