



US00D714042S

(12) **United States Design Patent**
Petrie

(10) **Patent No.:** **US D714,042 S**

(45) **Date of Patent:** **** Sep. 30, 2014**

(54) **SHOE UPPER**

(71) Applicant: **NIKE, Inc.**, Beaverton, OR (US)

(72) Inventor: **Jason G. Petrie**, Portland, OR (US)

(73) Assignee: **NIKE, Inc.**, Beaverton, OR (US)

(**) Term: **14 Years**

(21) Appl. No.: **29/492,548**

(22) Filed: **May 30, 2014**

(51) **LOC (10) Cl.** **02-99**

(52) **U.S. Cl.**

USPC **D2/972**

(58) **Field of Classification Search**

USPC D2/902, 906-908, 944, 969, 972-974,
D2/978; 36/45, 50.1, 77 M, 77 R, 83, 88,
36/113, 114, 126-131

See application file for complete search history.

(56) **References Cited**

U.S. PATENT DOCUMENTS

D173,030 S *	9/1954	Hoza	D2/902
D273,340 S	4/1984	Gamm	
D294,654 S	3/1988	Liggett et al.	
D296,036 S	6/1988	Le	
D298,283 S	11/1988	Swett et al.	
D300,685 S *	4/1989	Le et al.	D2/973
D304,389 S	11/1989	Miller	
D305,477 S	1/1990	Maccano et al.	
D307,508 S	5/1990	Miller et al.	
D317,824 S	7/1991	Hatfield	
D330,966 S *	11/1992	Aveni	D2/973
D355,296 S	2/1995	Greene	
D402,099 S	12/1998	Brooks et al.	
D423,768 S	5/2000	Hewett	
D473,370 S	4/2003	Kuerbis	
D494,356 S *	8/2004	Cooper	D2/972
D498,580 S	11/2004	Schambra	
D500,199 S	12/2004	Clegg	
D509,953 S *	9/2005	Cooper	D2/972

D513,851 S	1/2006	Holmes	
D513,855 S	1/2006	Rask	
D514,302 S	2/2006	Young	
D514,798 S	2/2006	Avar	
D516,291 S	3/2006	Young	
D528,765 S	9/2006	Portzline	
D588,792 S	3/2009	Braithwaite	
D603,154 S *	11/2009	Nakano	D2/972
D613,935 S	4/2010	Thornhill	
D613,936 S	4/2010	Thornhill	
D628,776 S *	12/2010	Cofinco	D2/908
D636,585 S	4/2011	Williams, Jr.	
D636,586 S	4/2011	Williams, Jr.	

(Continued)

OTHER PUBLICATIONS

Nike Footwear Catalog, 1988 Fall Footwear, p. 24, published Dec. 1987, NIKE, Inc., USA.

(Continued)

Primary Examiner — Dominic Simone

(74) *Attorney, Agent, or Firm* — Banner & Witcoff, Ltd.

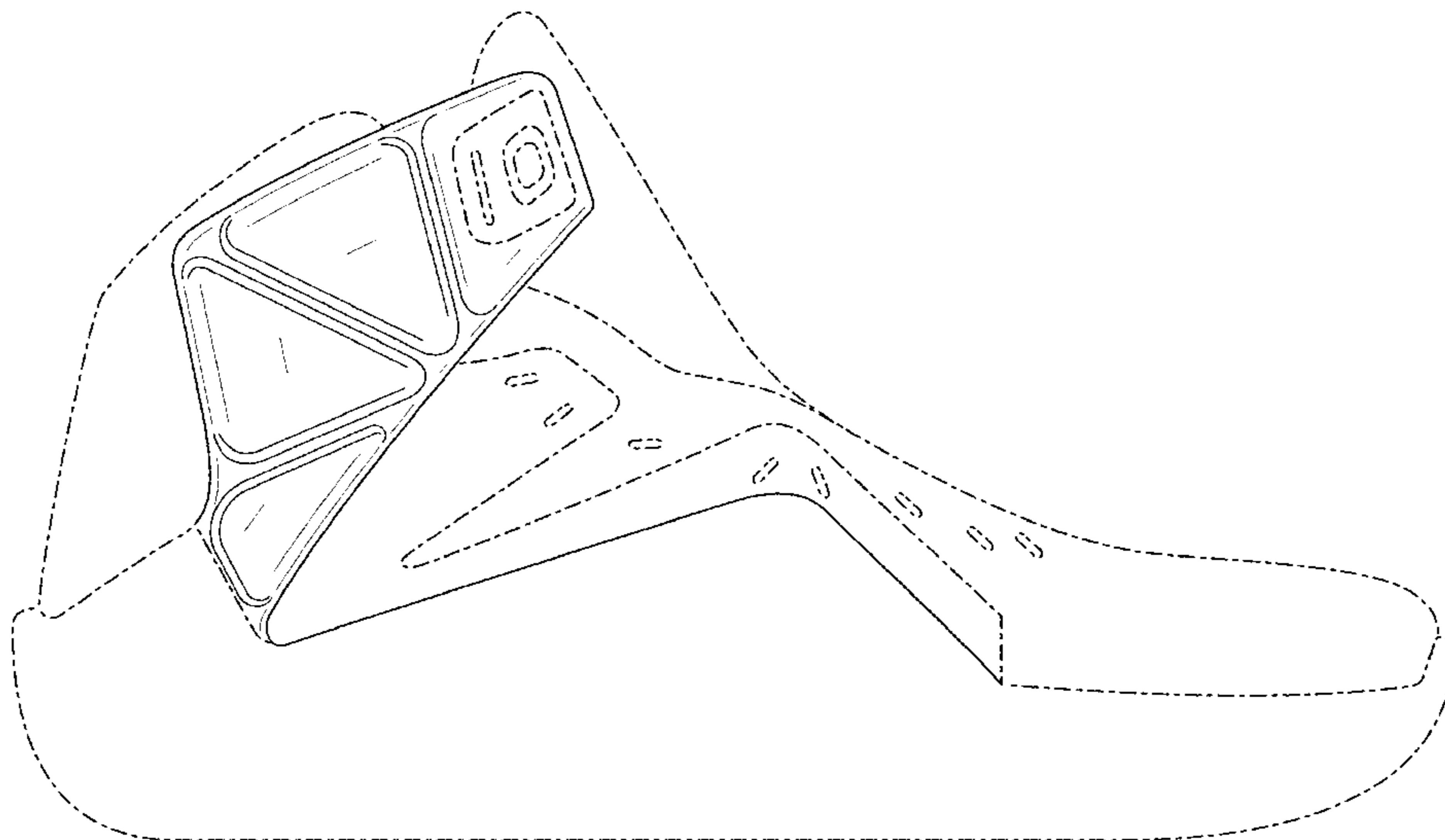
(57) **CLAIM**

The ornamental design for a shoe upper, as shown and described.

DESCRIPTION

FIG. 1 is a front perspective view of a shoe upper showing my new design;
FIG. 2 is a side view thereof; and,
FIG. 3 is a rear perspective view thereof.
The solid line emanating from the shaded area is claimed. The broken lines immediately adjacent to the shaded area represent unclaimed boundaries of the design. The unshaded regions within or adjacent to the shaded area form no part of the claimed design. The broken lines showing the remainder of the shoe are for environmental purposes only and form no part of the claimed design.

1 Claim, 3 Drawing Sheets



(56)

References Cited

U.S. PATENT DOCUMENTS

D642,784 S	8/2011	Mayden	
D642,785 S	8/2011	Mayden	
D643,612 S	8/2011	Chang	
D648,113 S	11/2011	Chang	
D648,518 S	11/2011	Chang	
D650,571 S	12/2011	Thornhill	
D661,887 S	6/2012	Petrie	
D662,310 S	6/2012	Petrie	
D671,733 S	12/2012	Petrie	
D671,734 S	12/2012	Petrie	
D675,421 S	2/2013	Petrie	
D675,432 S	2/2013	Scaffidi	
D676,649 S *	2/2013	Fogg et al. D2/972
D692,223 S	10/2013	Hui	
D703,937 S	5/2014	Petrie	

OTHER PUBLICATIONS

Nike Footwear Catalog, 1989 Fall Footwear, p. 24, published Dec. 1988, NIKE, Inc., USA.

Nike Footwear Catalog, 1989 Spring Footwear, p. 110, published Jun. 1988, NIKE, Inc., USA.

Nike Footwear Catalog, 1990 Fall Footwear, p. 124, published Dec. 1989, Nike, Inc., USA.

Nike Footwear Catalog, 1991 Fall Footwear, p. 38, published Dec. 1990, NIKE, Inc., USA.

Nike Footwear Catalog, 1993 Fall Footwear, p. 34, published Dec. 1992, NIKE, Inc., USA.

Nike Footwear Catalog, 1994 Fall Footwear, p. 24, published Nov. 1993, NIKE, Inc., USA.

Nike Footwear Catalog, 1994 Spring Footwear, p. 32, published Jun. 1993, NIKE, Inc., USA.

Nike Footwear Catalog, 2006 Late Spring & Summer Jordan Footwear Catalog, p. 22, published Mar. 2006, NIKE, Inc., USA.

Nike Footwear Catalog, 2010 Spring: Performance Footwear, p. 48, published May 2009, NIKE, Inc., USA.

Nike Footwear Catalog, 2011 Summer: Men's Footwear: Nike Sportswear, p. 31, published Aug. 2010, NIKE, Inc., USA.

* cited by examiner

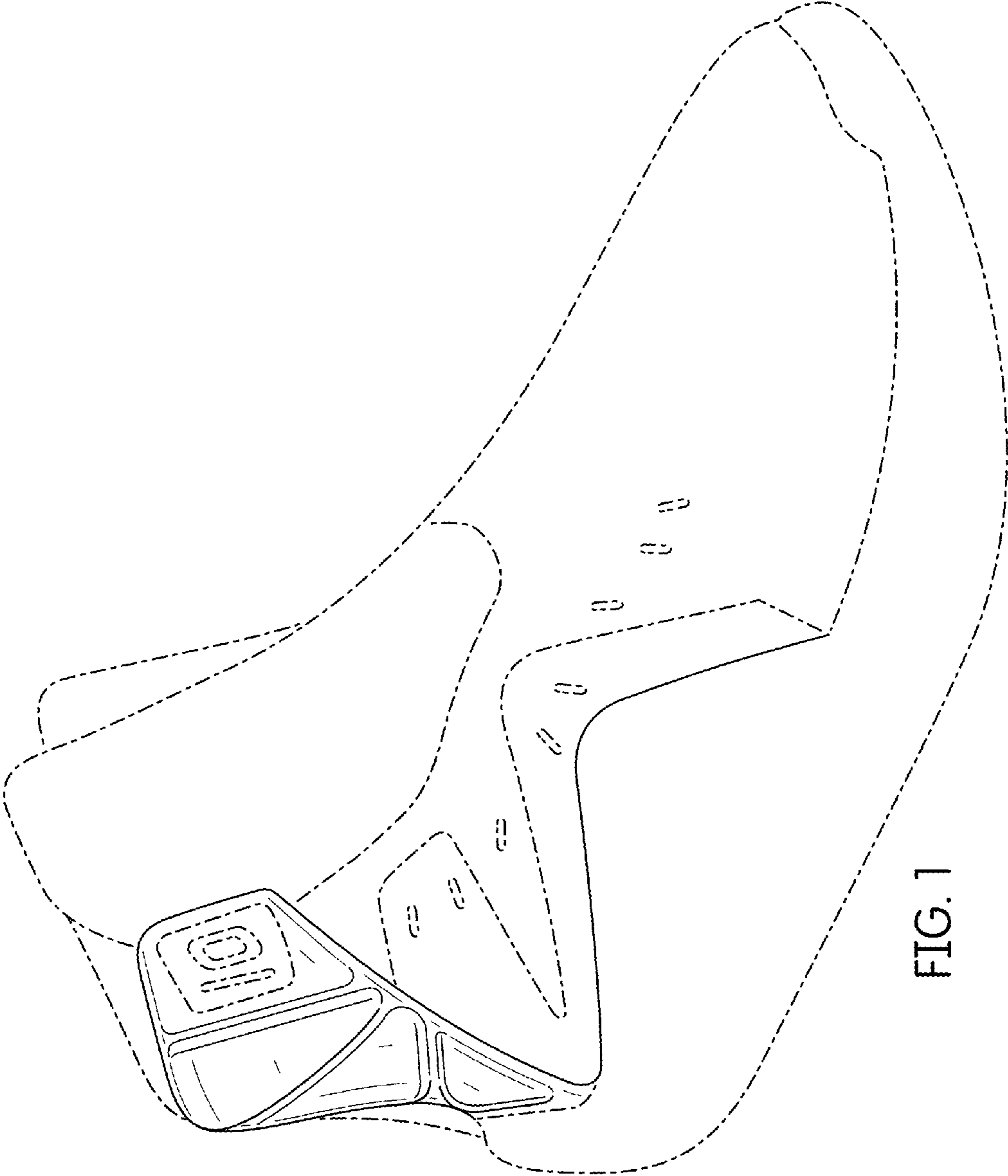


FIG. 1

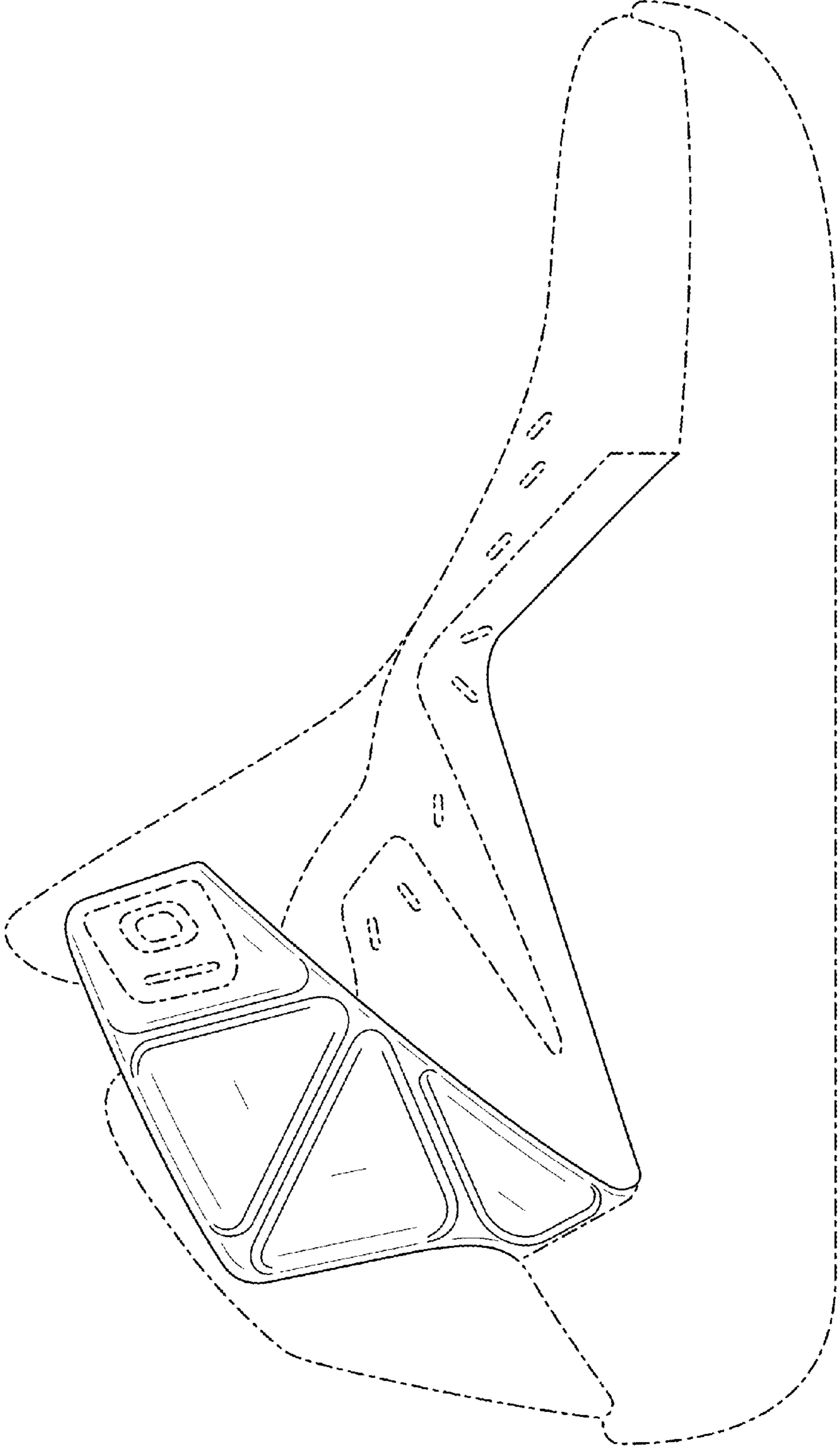


FIG. 2

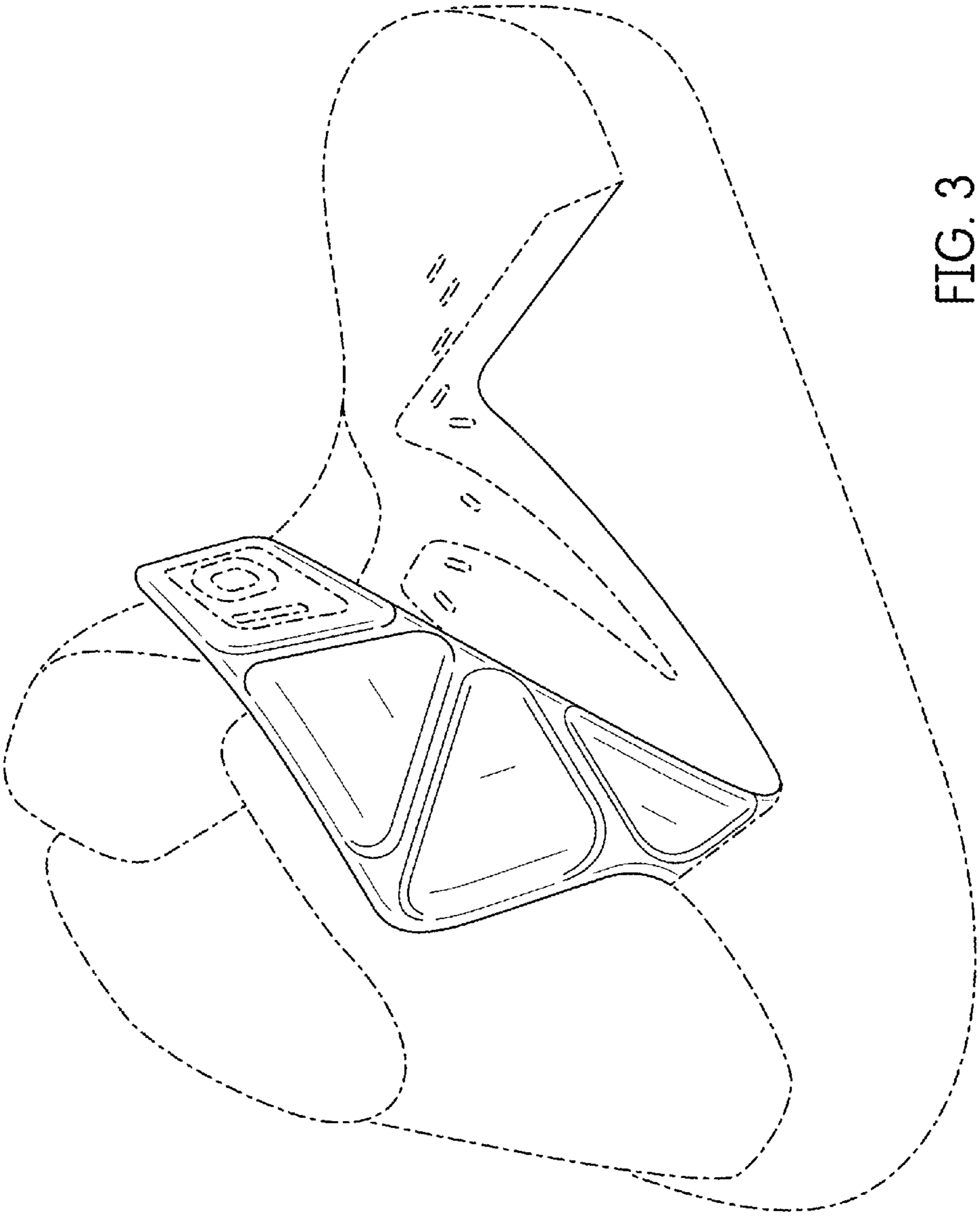


FIG. 3