



US00D714040S

(12) **United States Design Patent**
Lo

(10) **Patent No.:** **US D714,040 S**

(45) **Date of Patent:** **** Sep. 30, 2014**

(54) **AERATED INSOLE**

(75) Inventor: **Jung-Yuen Lo**, Taipei (TW)

(73) Assignee: **Shui-Mu International Company Ltd.**,
Taipei (TW)

(**) Term: **14 Years**

(21) Appl. No.: **29/426,270**

(22) Filed: **Jul. 3, 2012**

(51) **LOC (10) Cl.** **02-04**

(52) **U.S. Cl.**
USPC **D2/961**

(58) **Field of Classification Search**

USPC D2/602, 627, 896-900, 902, 906,
D2/908-910, 914, 915, 918, 922, 923, 925,
D2/929, 930, 939, 943, 946, 950, 951, 958,
D2/961, 964-966, 968, 971-973, 976;
D11/4, 26, 231; 36/3 A, 4, 7.1 R, 10,
36/25 R, 34 R, 43, 44, 45, 50.1, 58.6, 71.5,
36/72 B, 72 R, 73, 83, 84, 113, 114, 127,
36/134, 136

See application file for complete search history.

(56) **References Cited**

U.S. PATENT DOCUMENTS

2,347,207 A * 4/1944 Margolin 36/3 B
2,745,197 A * 5/1956 Holt 36/127
D376,899 S * 12/1996 Passke et al. D2/961

D407,194 S * 3/1999 Brandt et al. D2/961
D407,543 S * 4/1999 Belfanti D2/961
D408,121 S * 4/1999 Belfanti D2/961
D409,363 S * 5/1999 Belfanti D2/961
6,434,859 B1 * 8/2002 Kim 36/43
D635,752 S * 4/2011 Shea D2/946

* cited by examiner

Primary Examiner — Stella Reid

Assistant Examiner — Janice Lim

(57) **CLAIM**

The ornamental design for an aerated insole, as shown and described.

DESCRIPTION

FIG. 1 is a perspective view of an aerated insole showing my new design;

FIG. 2 is a front view thereof, shown in an enlarged scale;

FIG. 3 is a rear view thereof;

FIG. 4 is a left side view thereof;

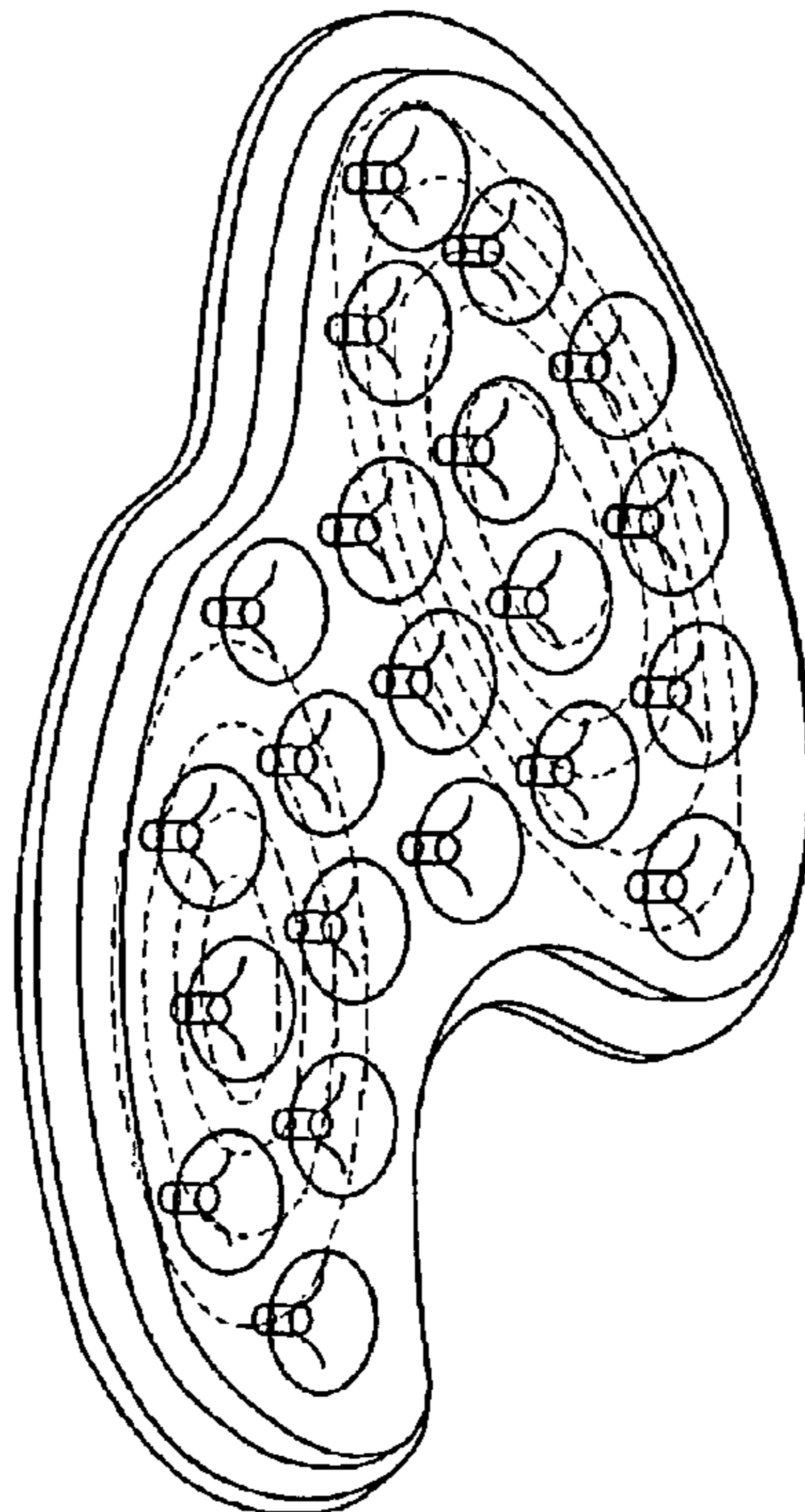
FIG. 5 is a right side view thereof;

FIG. 6 is a top plan view thereof; and,

FIG. 7 is a bottom plan view thereof.

The broken line portions of FIGS. 1 and 2 are included to show unclaimed subject matter only and form no part of the claimed design.

1 Claim, 7 Drawing Sheets



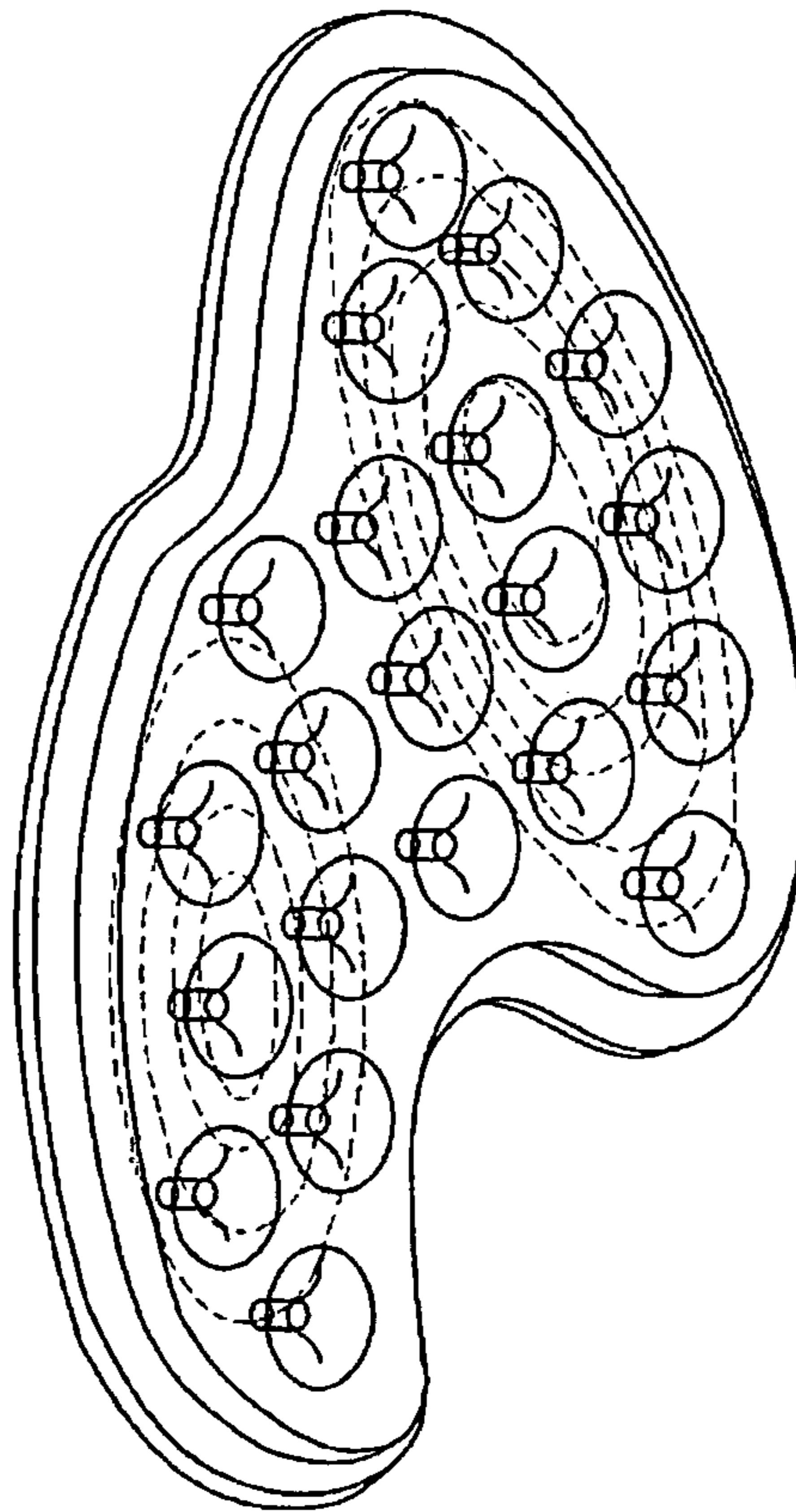


FIG. 1

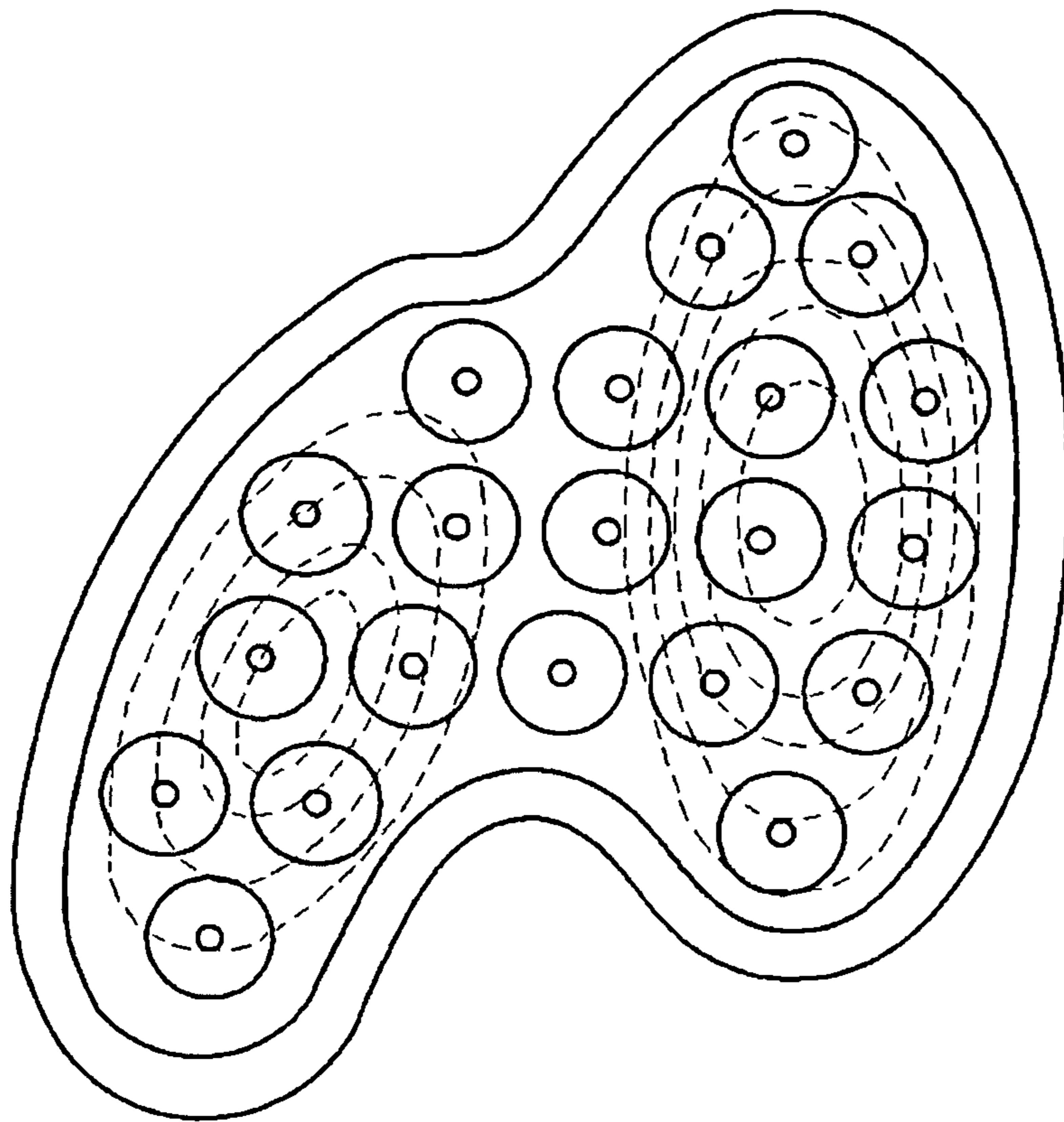


FIG. 2




FIG. 3

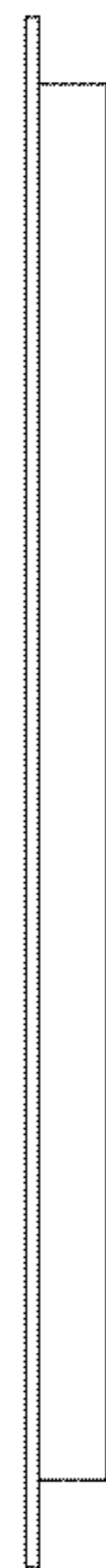


FIG. 4




FIG. 5




FIG. 6



FIG. 7