



US00D714038S

(12) **United States Design Patent**
Portzline

(10) **Patent No.:** **US D714,038 S**

(45) **Date of Patent:** **** Sep. 30, 2014**

(54) **FOOTWEAR**

(71) Applicant: **Sorel Corporation**, Portland, OR (US)

(72) Inventor: **William Scott Portzline**, Portland, OR (US)

(73) Assignee: **Sorel Corporation**, Portland, OR (US)

(**) Term: **14 Years**

(21) Appl. No.: **29/435,162**

(22) Filed: **Oct. 19, 2012**

(51) **LOC (10) Cl.** **02-04**

(52) **U.S. Cl.**
USPC **D2/954; D2/951; D2/960**

(58) **Field of Classification Search**
USPC D2/902, 906, 908, 916, 918, 925,
D2/946-962, 977; 36/3 B, 22 R, 24.5, 25 R,
36/28, 32 R, 34 R, 59 C, 67 A, 103
See application file for complete search history.

(56) **References Cited**

U.S. PATENT DOCUMENTS

| | | | | | | |
|-----------|---|---|---------|---------------|-------|---------|
| 2,114,421 | A | * | 4/1938 | Giuffre | | 36/11.5 |
| D253,257 | S | * | 10/1979 | Pasquier | | D2/955 |
| D306,793 | S | * | 3/1990 | Schwartz | | D2/954 |
| D317,225 | S | * | 6/1991 | Austin | | D2/958 |
| D321,589 | S | * | 11/1991 | Merk et al. | | D2/954 |
| D401,746 | S | * | 12/1998 | Brooks et al. | | D2/960 |
| D468,081 | S | * | 1/2003 | Recchi et al. | | D2/954 |

| | | | | | | |
|----------|---|---|---------|--------------------|-------|--------|
| D481,527 | S | * | 11/2003 | Matis et al. | | D2/955 |
| D548,435 | S | * | 8/2007 | McClaskie | | D2/954 |
| D566,934 | S | * | 4/2008 | Della Valle | | D2/954 |
| D591,494 | S | * | 5/2009 | Jolicoeur | | D2/961 |
| D604,489 | S | * | 11/2009 | Henderson | | D2/959 |
| D613,483 | S | * | 4/2010 | Della Valle | | D2/923 |
| D626,321 | S | * | 11/2010 | Cagner | | D2/961 |
| D638,209 | S | * | 5/2011 | Eidson et al. | | D2/957 |
| D659,966 | S | * | 5/2012 | Lo | | D2/957 |
| D663,517 | S | * | 7/2012 | Della Valle et al. | | D2/954 |

* cited by examiner

Primary Examiner — T. Chase Nelson

(74) *Attorney, Agent, or Firm* — Schwabe, Williamson & Wyatt, P.C.

(57) **CLAIM**

I claim the ornamental design for footwear, as shown and described.

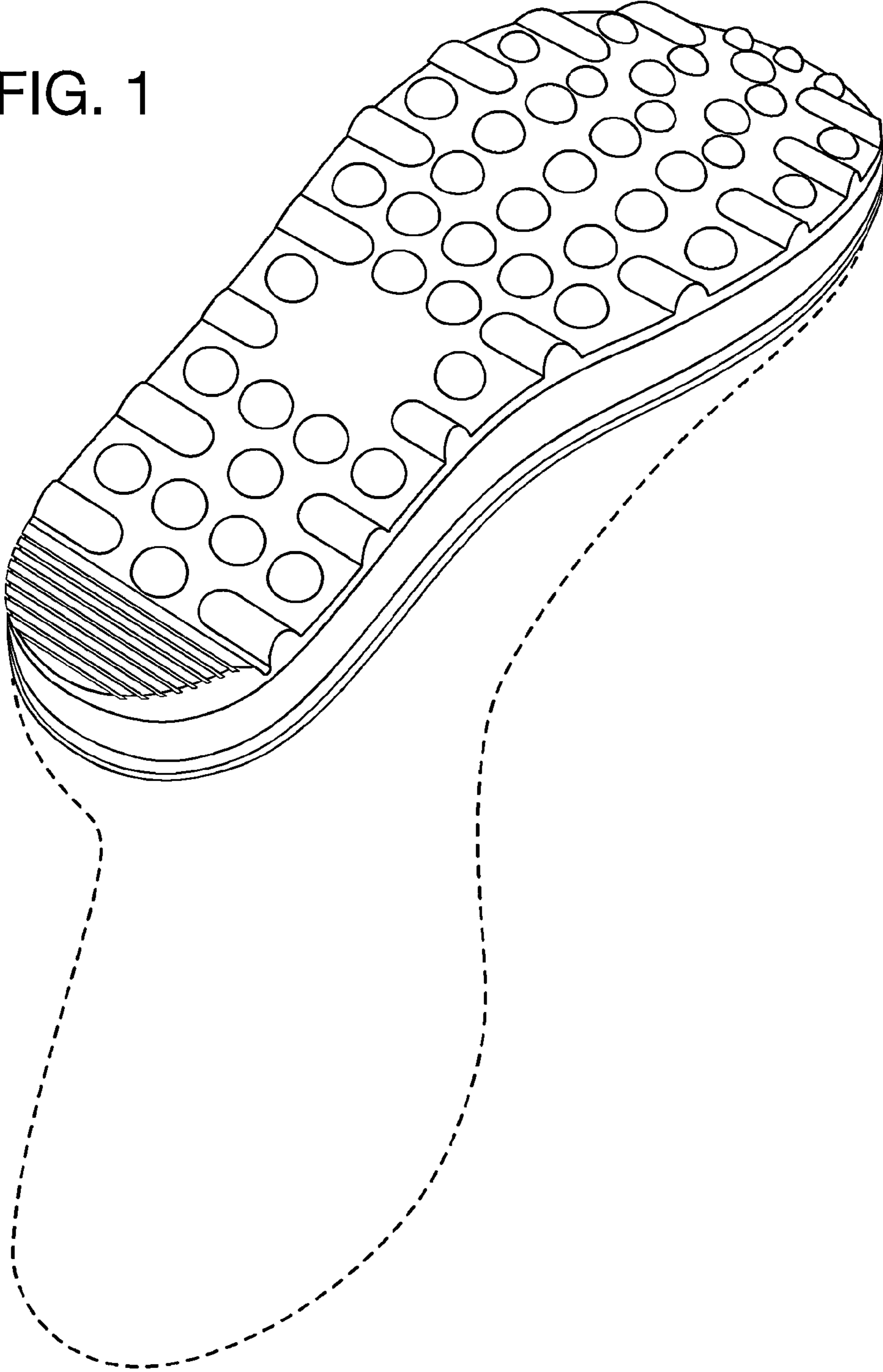
DESCRIPTION

FIG. 1 is a bottom perspective view of footwear, showing my new design;
FIG. 2 is a left side view thereof;
FIG. 3 is a right side view thereof;
FIG. 4 is a top view thereof;
FIG. 5 is a bottom view thereof;
FIG. 6 is a front view thereof; and,
FIG. 7 is a back view thereof.
The dashed lines are included for illustrating environmental structure and form no part of the claimed design.

1 Claim, 5 Drawing Sheets



FIG. 1



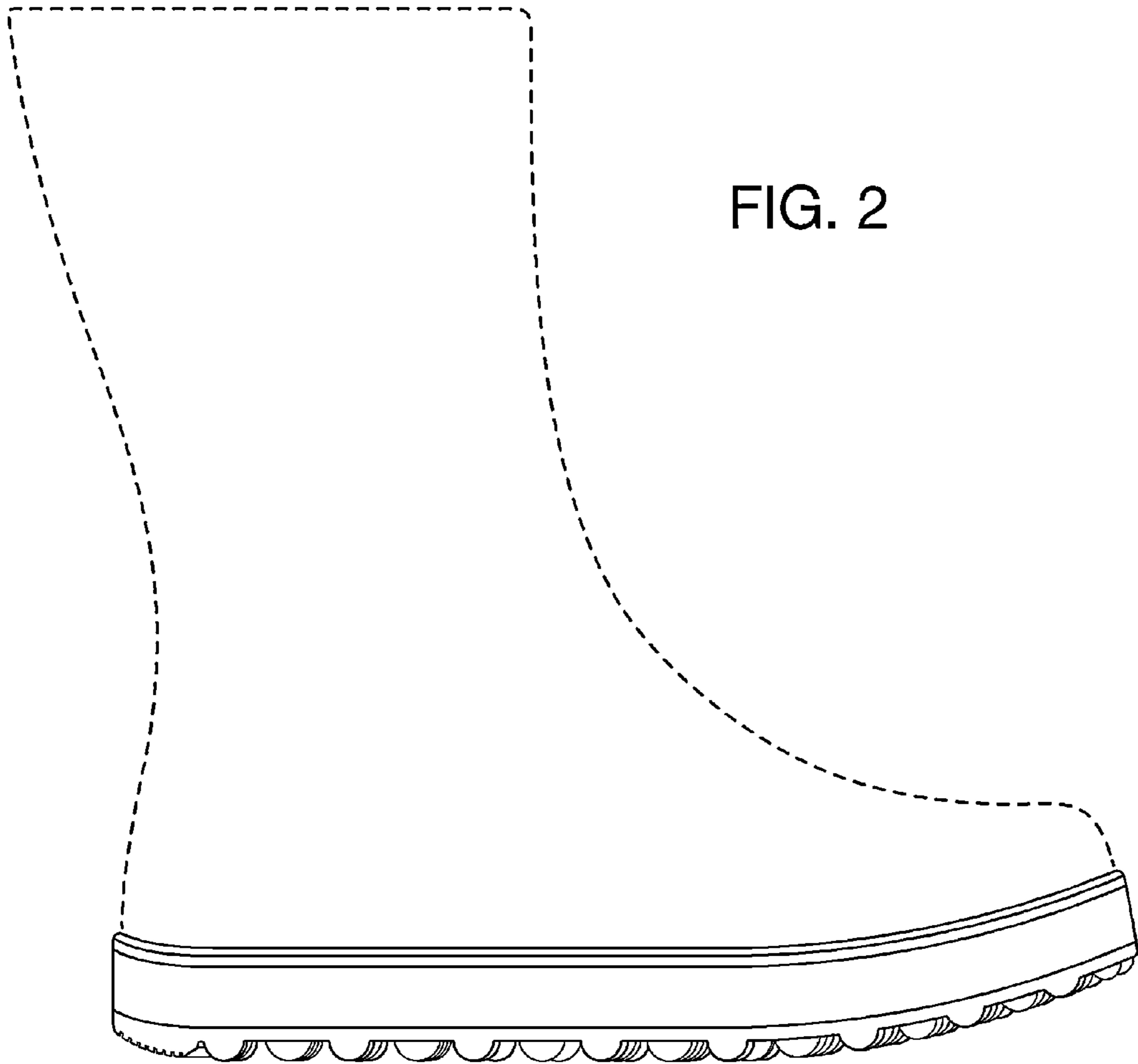
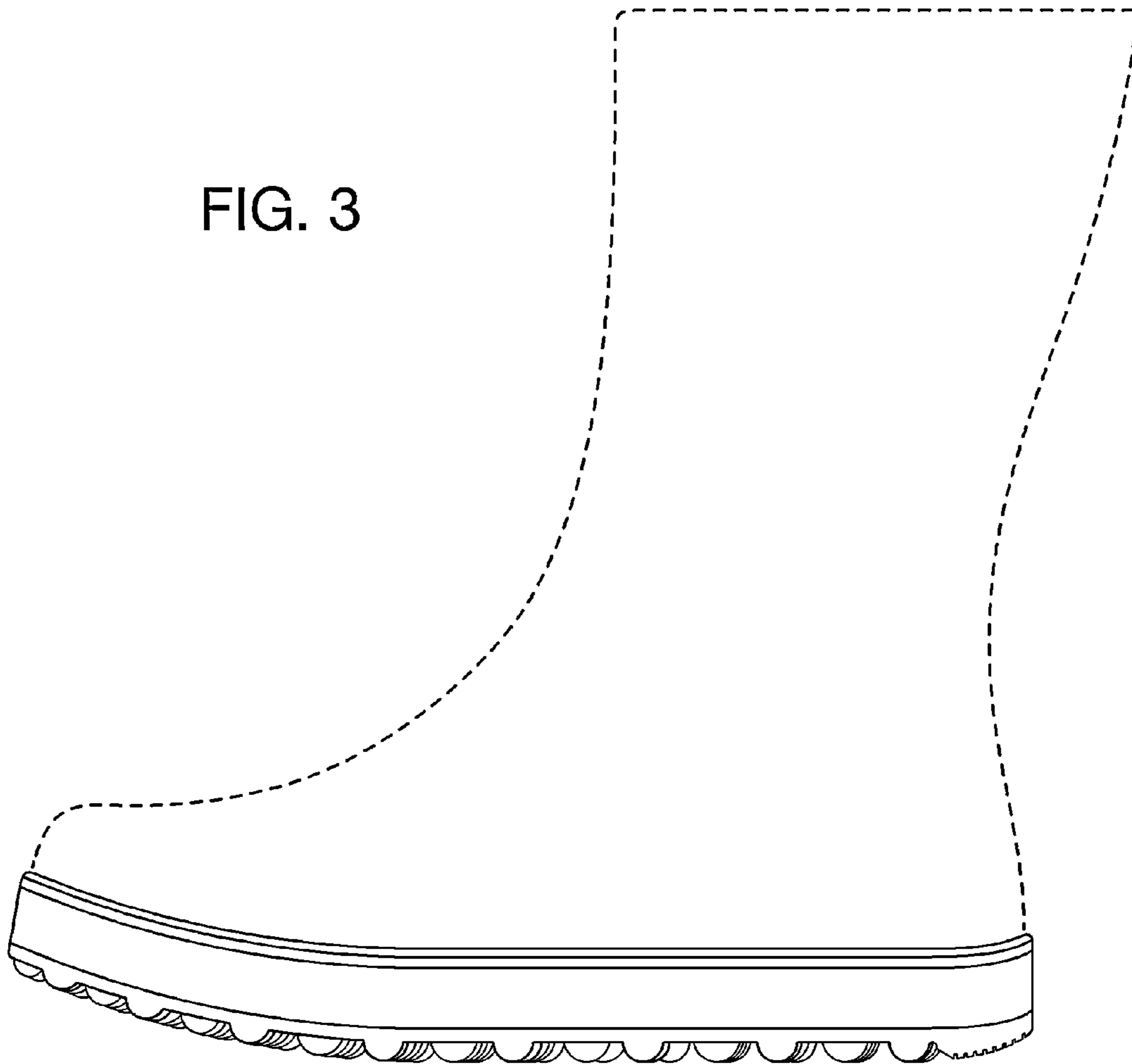


FIG. 2

FIG. 3



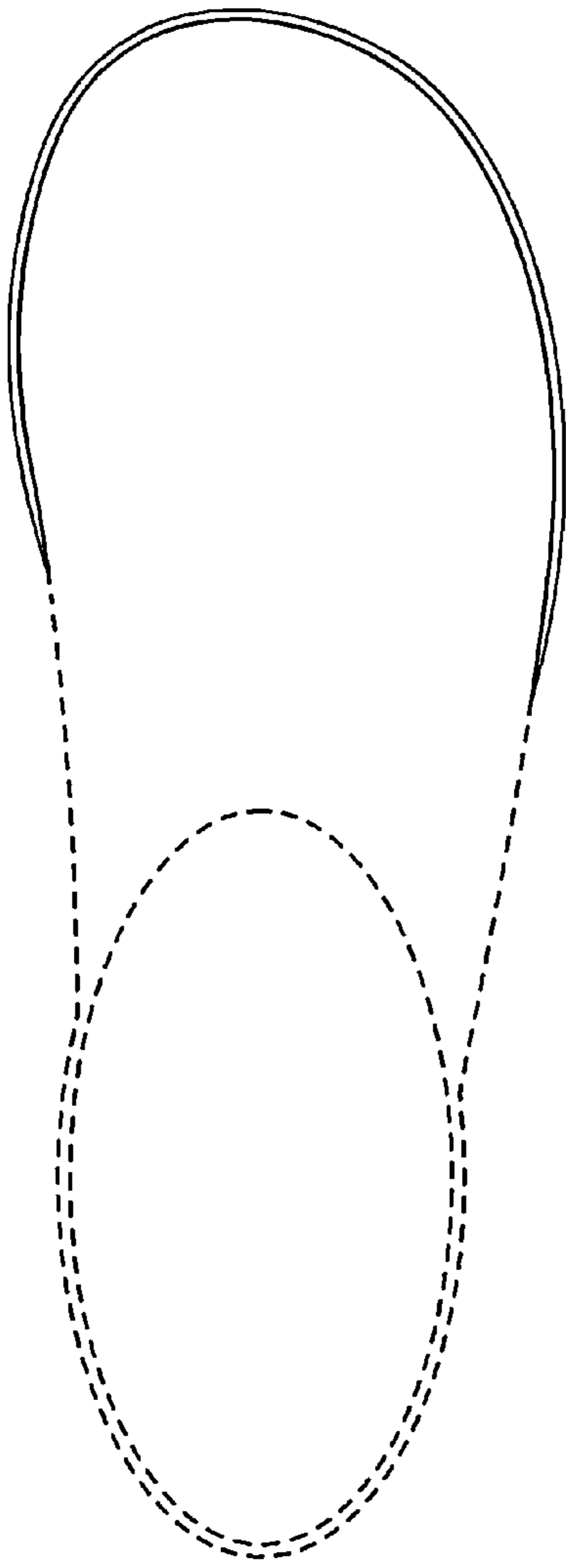


FIG. 4

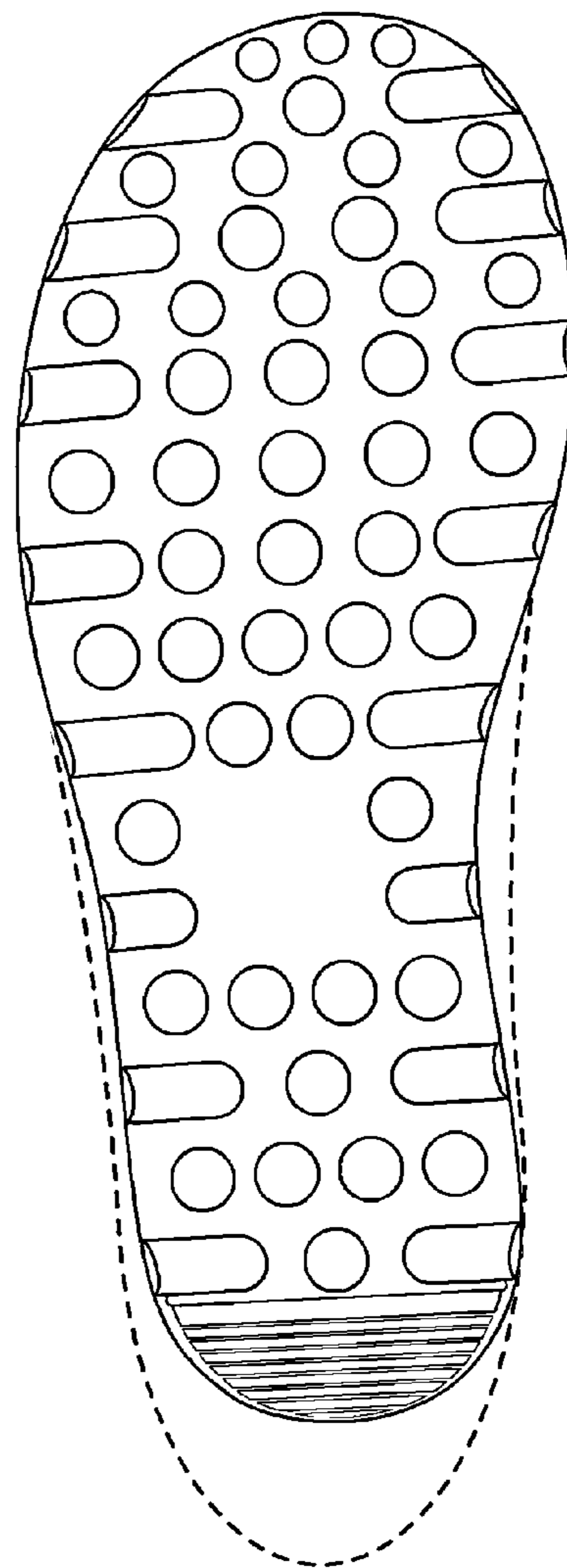


FIG. 5




FIG. 6

FIG. 7

