



US00D714032S

(12) **United States Design Patent**
Del Biondi et al.

(10) **Patent No.:** **US D714,032 S**
(45) **Date of Patent:** **** Sep. 30, 2014**

- (54) **FOOTWEAR**
- (71) Applicant: **CROCS, Inc.**, Niwot, CO (US)
- (72) Inventors: **Stefano Del Biondi**, Noventa Padovana (IT); **Federico Fongher**, Villatora di Saonara (IT)
- (73) Assignee: **Crocs, Inc.**, Niwot, CO (US)
- (**) Term: **14 Years**
- (21) Appl. No.: **29/450,588**
- (22) Filed: **Mar. 19, 2013**
- (51) **LOC (10) Cl.** **02-04**
- (52) **U.S. Cl.**
USPC **D2/903**
- (58) **Field of Classification Search**
USPC D2/896, 902, 903, 916, 917, 918, 923, D2/925, 927, 939, 942, 948, 950, 951, 953, D2/960, 971, 972; 36/83, 113, 3 R, 3 B, 7.5, 36/7.6, 11.5, 4, 25 R, 32 R, 34 R, 45
See application file for complete search history.

D571,548 S *	6/2008	Seamans	D2/971
D575,943 S	9/2008	del Biondi et al.	
D587,883 S *	3/2009	Beauger	D2/923
D591,492 S *	5/2009	Foitu	D2/925
D598,184 S	8/2009	Norton	
D606,290 S *	12/2009	del Biondi et al.	D2/926
D611,238 S	3/2010	McDonald	
D611,239 S	3/2010	Brambilla	
D627,142 S	11/2010	Spring	
D637,802 S *	5/2011	Jankowski	D2/939
D642,773 S *	8/2011	Liow	D2/923
D650,975 S *	12/2011	Menghi	D2/939
D651,385 S *	1/2012	Menghi	D2/939
D659,953 S *	5/2012	Van Zyll De Jong et al. .	D2/907
D660,565 S *	5/2012	Della Valle et al.	D2/939
D668,027 S *	10/2012	Millieret	D2/939

(Continued)

OTHER PUBLICATIONS

Design U.S. Appl. No. 29/423,473, filed May 31, 2012.

(Continued)

Primary Examiner — Elizabeth J Oswecki
(74) *Attorney, Agent, or Firm* — Faegre Baker Daniels, LLP

(57) **CLAIM**
The ornamental design for footwear, as shown and described.

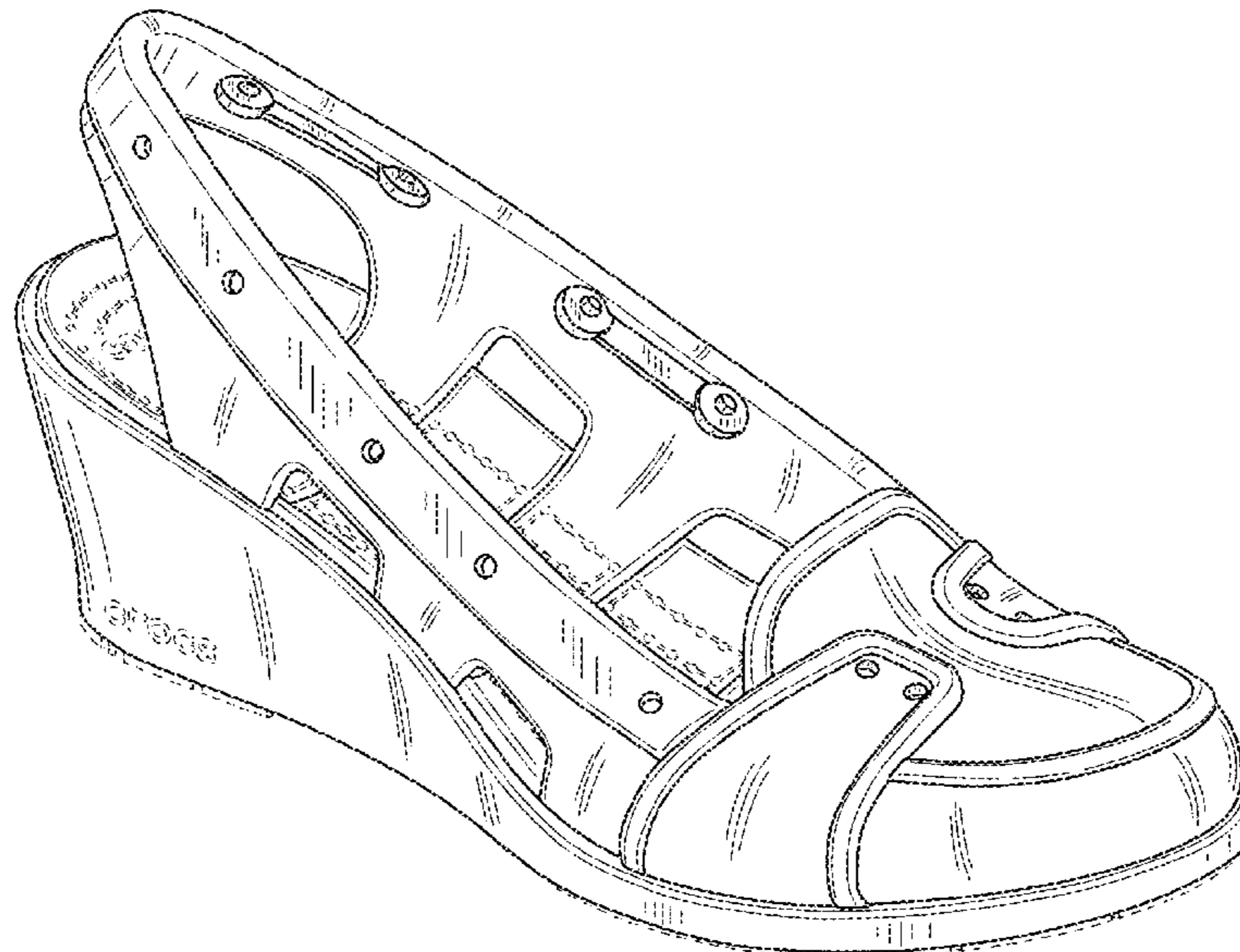
DESCRIPTION

FIG. 1 is a front perspective view of footwear showing our new design;
FIG. 2 is a front view thereof;
FIG. 3 is a back view thereof;
FIG. 4 is an outer side view thereof;
FIG. 5 is an inner side view thereof;
FIG. 6 is a top view thereof; and,
FIG. 7 is a bottom view thereof.
The broken lines shown in the drawings represent portions of the footwear that form no part of the claimed design.

1 Claim, 7 Drawing Sheets

(56) **References Cited**
U.S. PATENT DOCUMENTS

494,598 A *	4/1893	Russell	36/11.5
D47,238 S *	4/1915	Miller	D2/907
1,289,720 A *	12/1918	Fischer	36/11.5
2,505,076 A *	4/1950	West et al.	36/11.5
D279,422 S	7/1985	Foldes	
D279,517 S	7/1985	Foldes	
D293,968 S *	2/1988	Baungratz	D2/939
D323,922 S	2/1992	Emmert	
D355,526 S	2/1995	Duclos	
D472,697 S *	4/2003	Yamazaki	D2/903
D493,949 S *	8/2004	Magro	D2/907
D494,345 S	8/2004	Werman	
D563,634 S	3/2008	Della Valle	



(56)

References Cited

OTHER PUBLICATIONS

U.S. PATENT DOCUMENTS

D668,438 S * 10/2012 Millieret D2/939
D671,720 S * 12/2012 Callegarini et al. D2/916
D672,948 S * 12/2012 Van Zyll De Jong et al. . . D2/945
D691,354 S 10/2013 Del Biondi
D694,997 S * 12/2013 Del Biondi D2/923
2004/0231190 A1* 11/2004 Seamans 36/11.5
2006/0048407 A1* 3/2006 Seamans 36/3 R

Design U.S. Appl. No. 29/450,578, filed Mar. 19, 2013.
Design U.S. Appl. No. 29/458,747, filed Jun. 21, 2013.
Design U.S. Appl. No. 29/461,646, filed Jul. 25, 2013.
Design U.S. Appl. No. 29/450,684, filed Mar. 20, 2013.

* cited by examiner

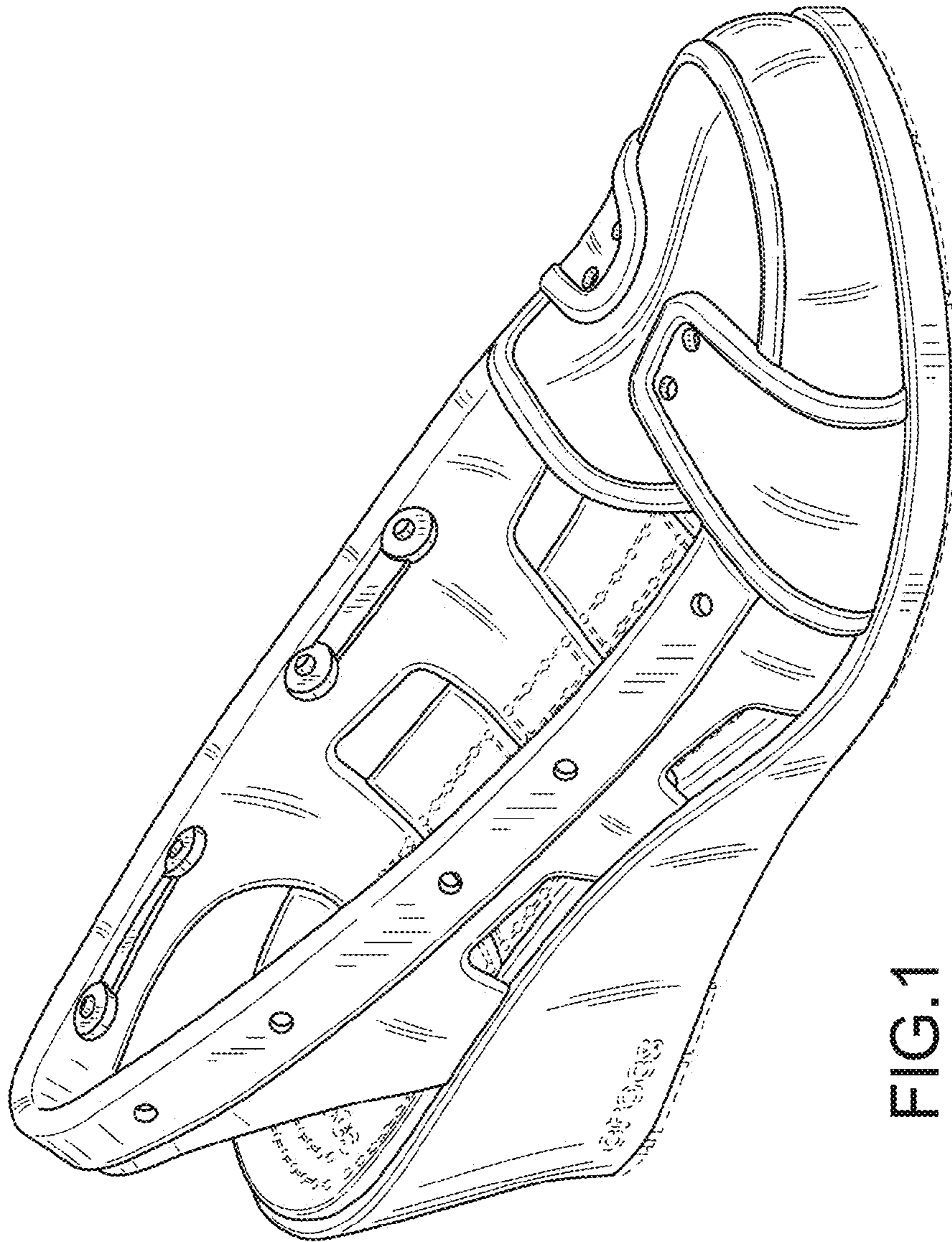


FIG.1

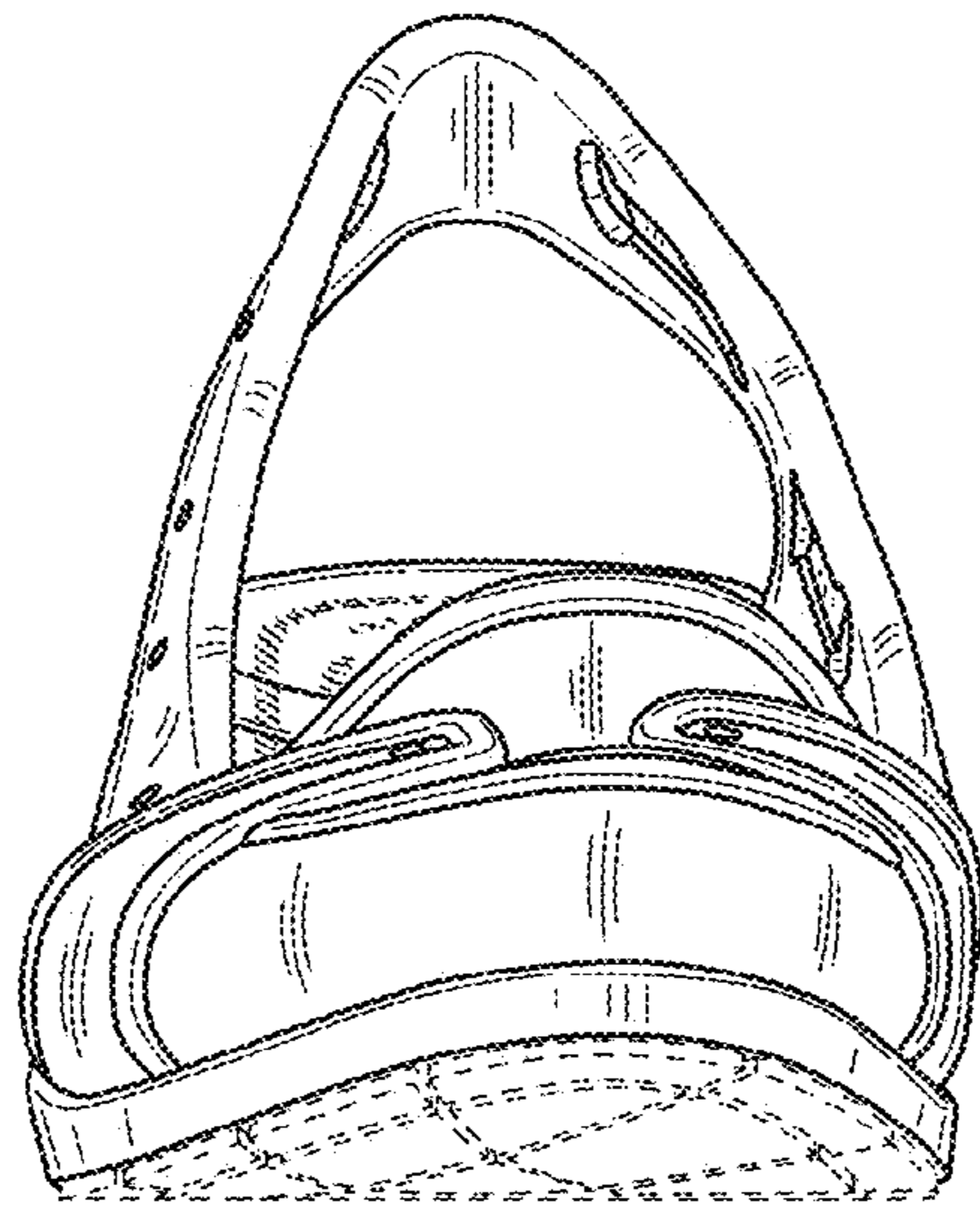


FIG.2

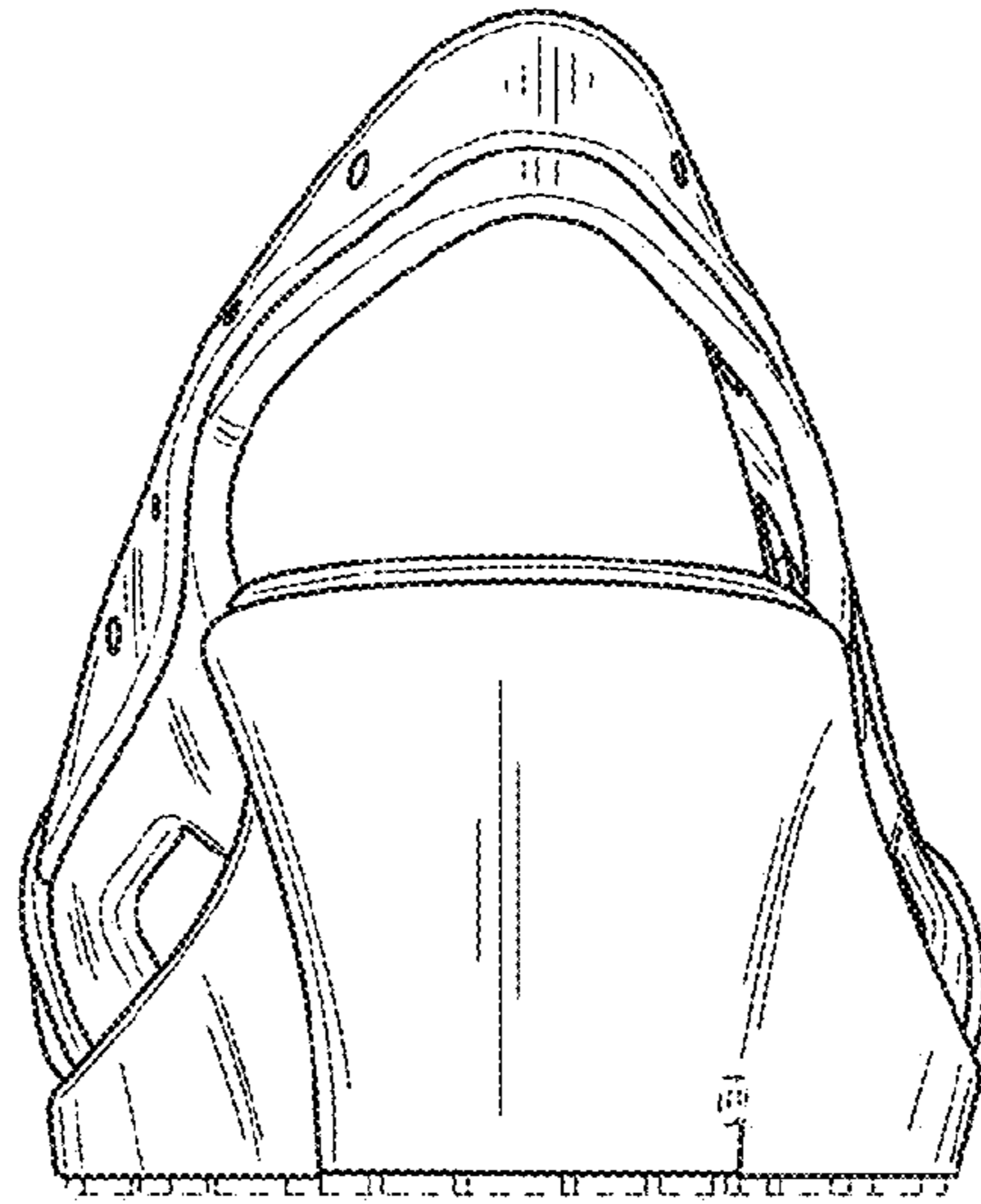


FIG.3

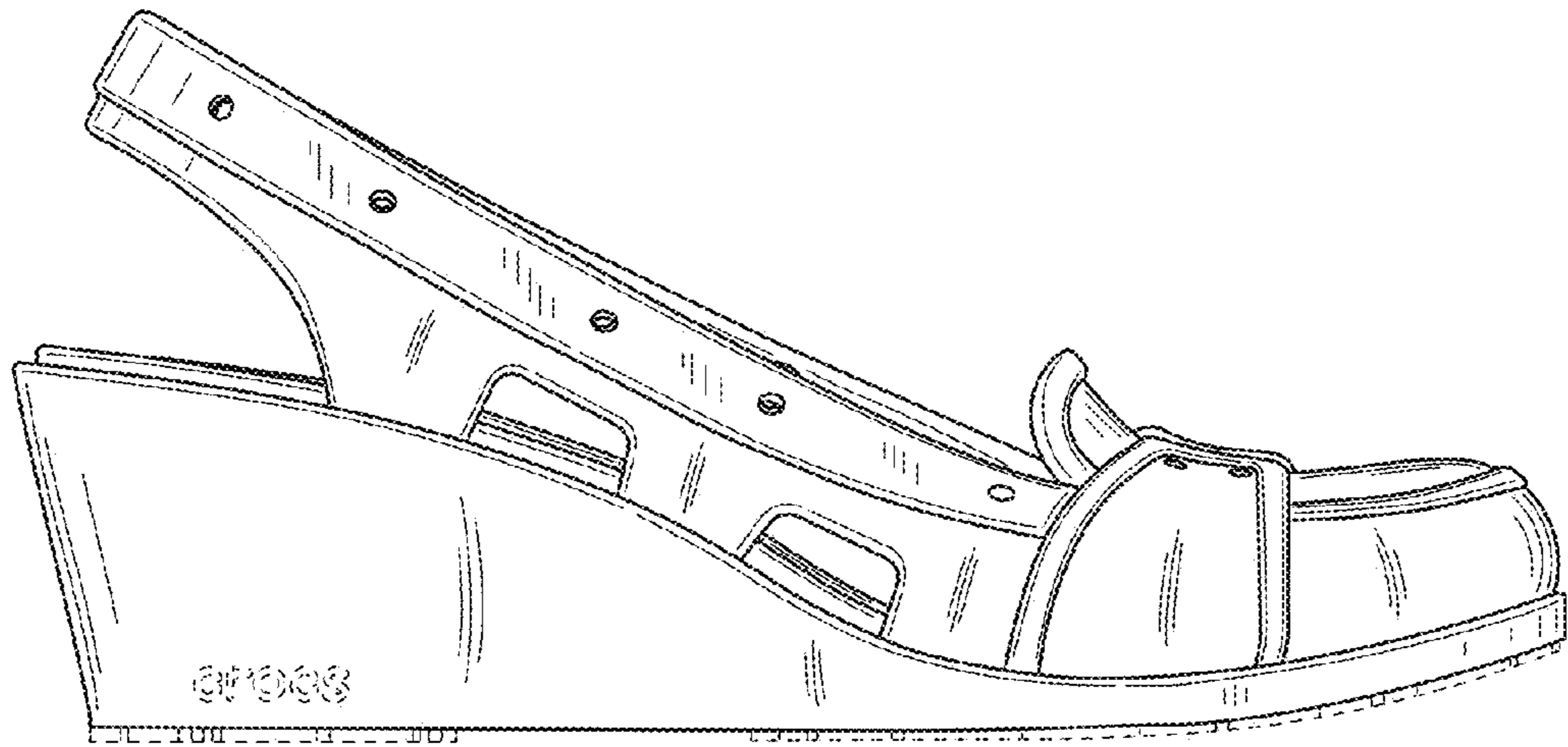


FIG.4

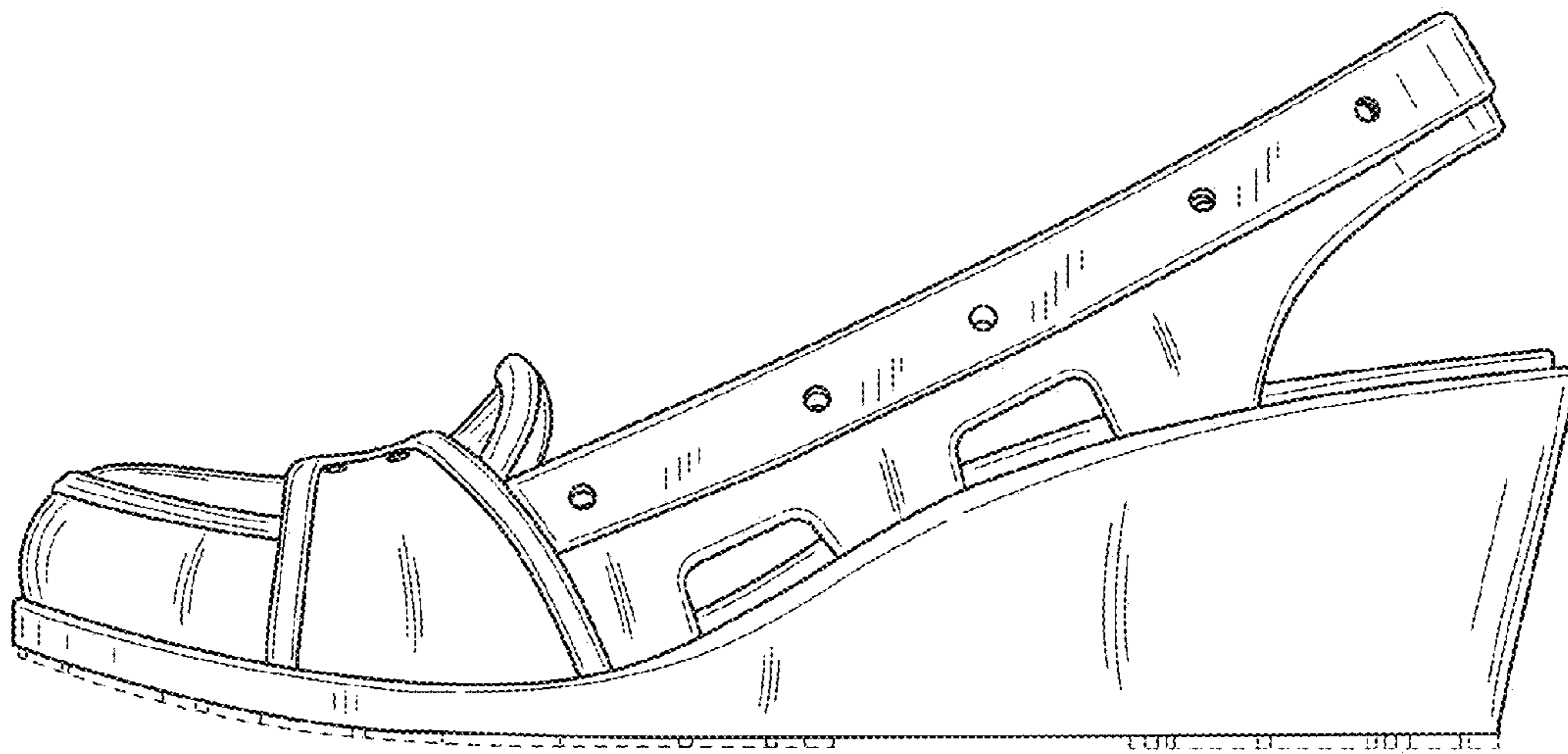


FIG. 5

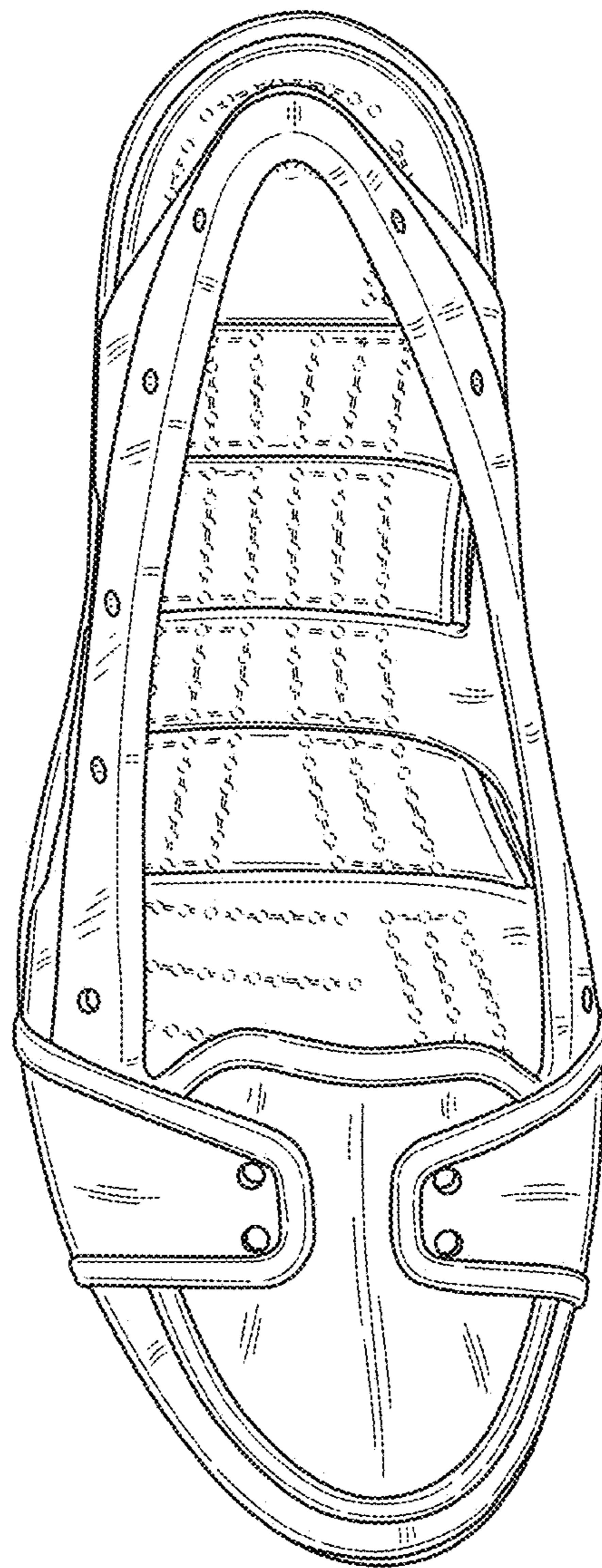


FIG.6

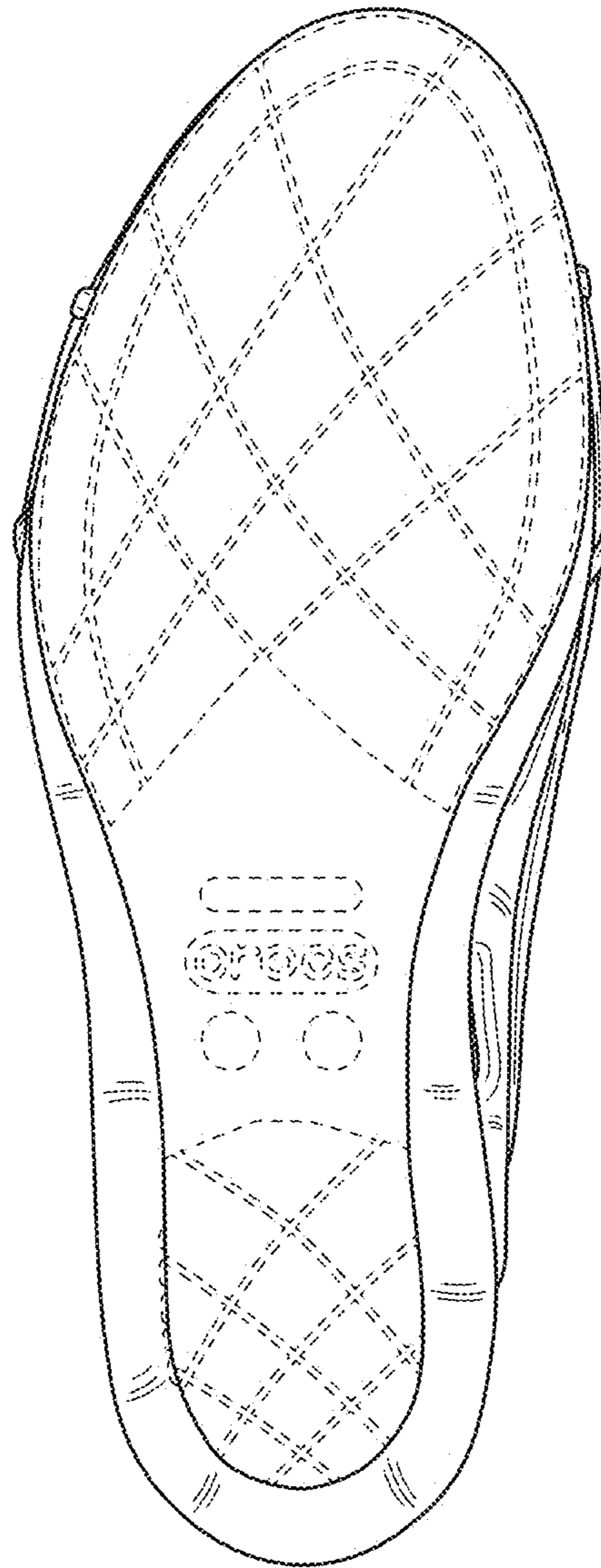


FIG. 7