



US00D713992S

(12) **United States Design Patent**
Lolani et al.

(10) **Patent No.:** **US D713,992 S**
(45) **Date of Patent:** **** Sep. 23, 2014**

(54) **FLUID DISPENSING COMB**
(71) Applicants: **Kitiona Lolani**, West Valley City, UT
(US); **Alferdo Lolani**, West Valley City,
UT (US)
(72) Inventors: **Kitiona Lolani**, West Valley City, UT
(US); **Alferdo Lolani**, West Valley City,
UT (US)
(**) Term: **14 Years**

4,585,018 A	4/1986	O'Connor	
5,482,058 A	1/1996	Garconnet	
D370,302 S *	5/1996	Healy	D28/7
5,533,537 A *	7/1996	Mourad	132/148
D399,602 S *	10/1998	Ratnam	D28/25
D401,380 S *	11/1998	Steen et al.	D28/7
6,022,163 A	2/2000	Asfur	
D428,669 S *	7/2000	Lucero	D28/25
6,112,751 A *	9/2000	Bennett	132/116
D461,280 S *	8/2002	Swaner et al.	D28/20
D462,808 S *	9/2002	Swaner et al.	D28/7
D601,751 S *	10/2009	Day	D28/30
D702,879 S *	4/2014	Tsai	D28/7

(21) Appl. No.: **29/443,747**
(22) Filed: **Jan. 22, 2013**
(51) **LOC (10) Cl.** **28-02**
(52) **U.S. Cl.**
CPC **A45D 24/22** (2013.01)
USPC **D28/30; D28/7**
(58) **Field of Classification Search**
USPC D28/7, 8, 20-22, 30-31, 76, 85, 99;
132/108, 202, 208, 317.32;
401/202-207, 261-267; D4/132-135;
D24/119
See application file for complete search history.

* cited by examiner

Primary Examiner — Zenia Bennett
(74) *Attorney, Agent, or Firm* — Crossley Patent Law;
Micah C. Gunn

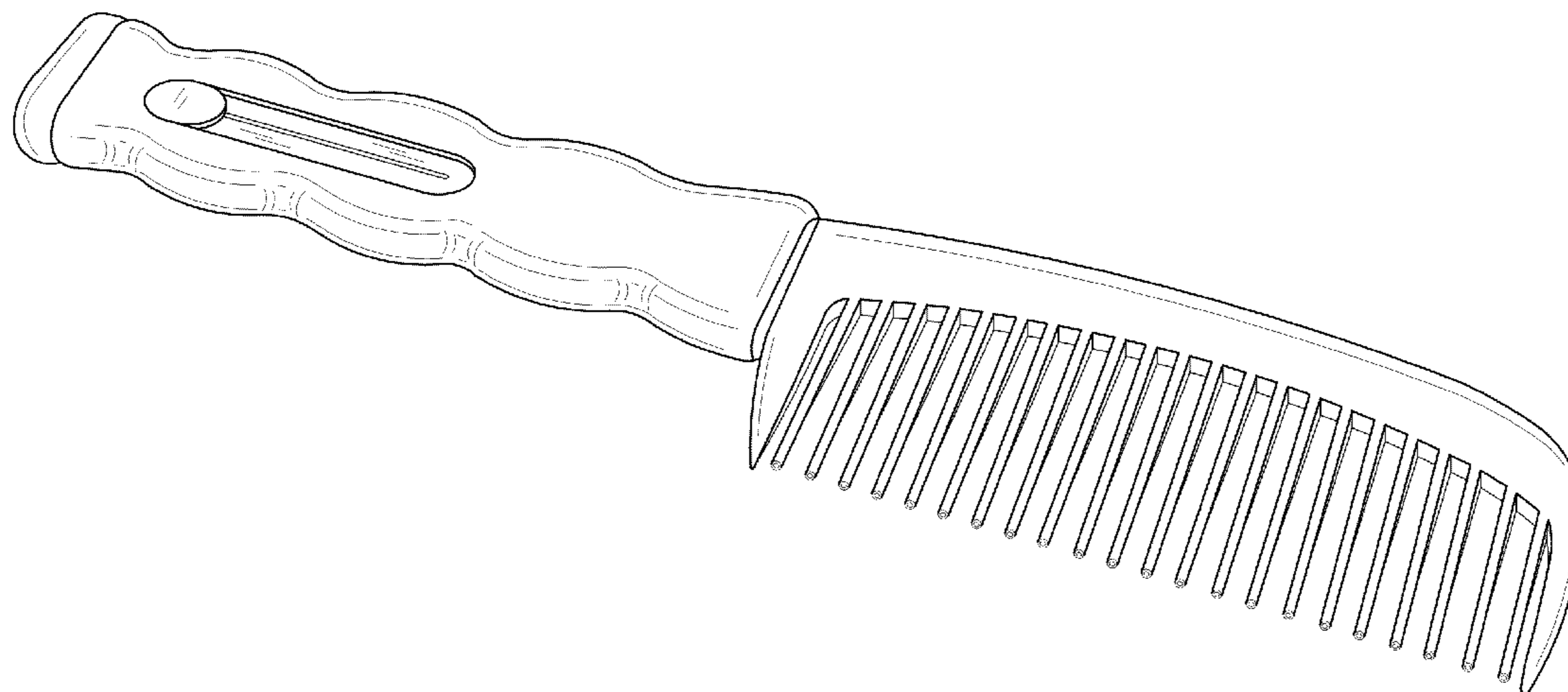
(57) **CLAIM**
The ornamental design for a fluid dispensing comb, as shown
and described.

DESCRIPTION

FIG. 1 is a front elevation view of a fluid dispensing comb
showing my new design;
FIG. 2 is a rear elevation view thereof;
FIG. 3 is a right elevation view thereof;
FIG. 4 is a left elevation view thereof;
FIG. 5 is a top plan view thereof;
FIG. 6 is a bottom plan view thereof; and,
FIG. 7 is an isometric view thereof.

(56) **References Cited**
U.S. PATENT DOCUMENTS
4,090,522 A 5/1978 Donley et al.
4,294,270 A * 10/1981 Cochran 132/112

1 Claim, 3 Drawing Sheets



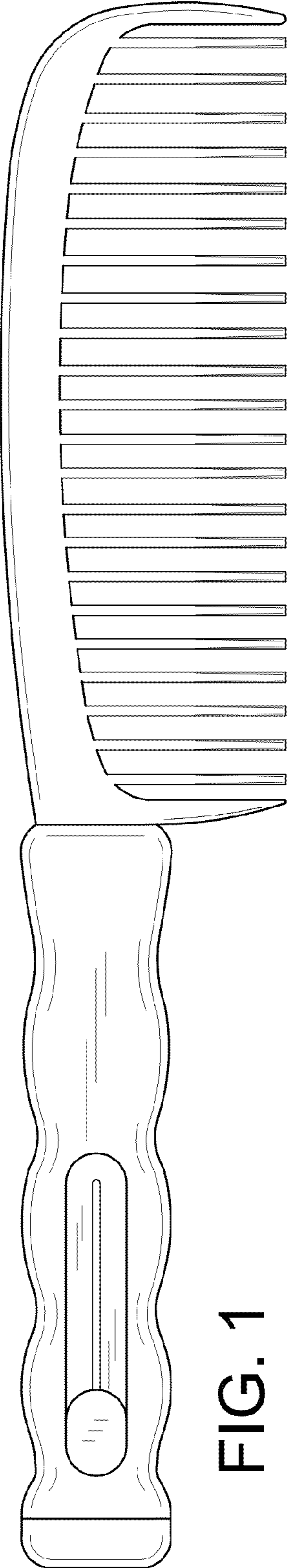


FIG. 1

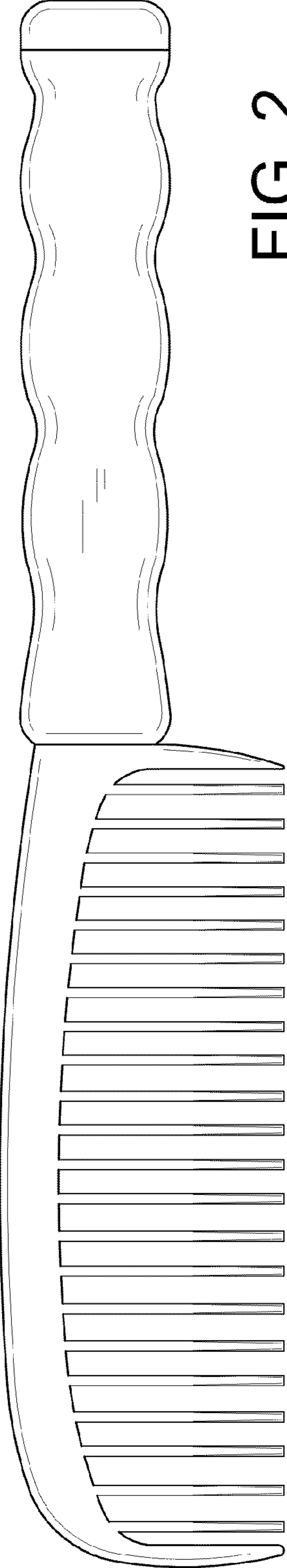


FIG. 2




FIG. 3

FIG. 4

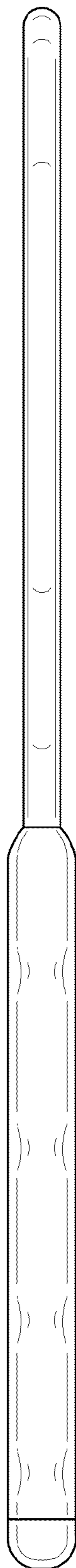


FIG. 5

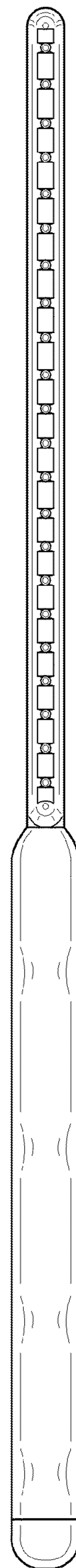


FIG. 6

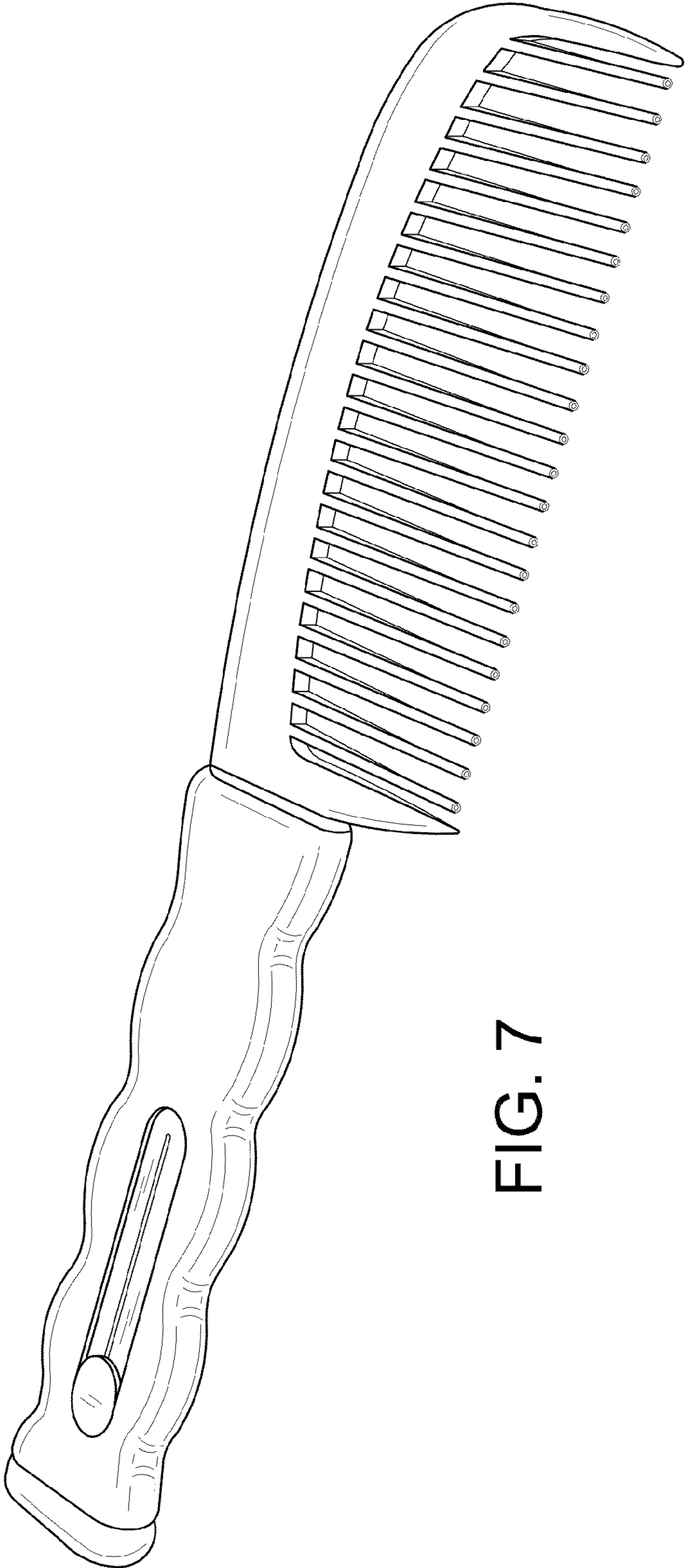


FIG. 7