



US00D713970S

(12) **United States Design Patent**
Olofsson

(10) **Patent No.:** **US D713,970 S**

(45) **Date of Patent:** **** Sep. 23, 2014**

(54) **ACUPRESSURE MAT**

(71) Applicant: **Accuhorsemat AB**, Nacka (SE)

(72) Inventor: **Jorgen Olofsson**, Stockholm (SE)

(73) Assignee: **Accuhorsemat AB**, Nacka (SE)

(**) Term: **14 Years**

(21) Appl. No.: **29/440,611**

(22) Filed: **Dec. 21, 2012**

(51) **LOC (10) Cl.** **24-01**

(52) **U.S. Cl.**
USPC **D24/200**

(58) **Field of Classification Search**
USPC D24/187-189, 200, 206-208; D9/668,
D9/702-703, 707, 709-711; D6/582-583,
D6/596, 601; 602/41, 48, 54-58; 62/4;
D30/145

See application file for complete search history.

(56) **References Cited**

U.S. PATENT DOCUMENTS

D236,657 S *	9/1975	Reeves	D28/9
D245,856 S *	9/1977	Grube	D23/223
D280,664 S *	9/1985	Ishida	D24/211
5,158,073 A *	10/1992	Bukowski	601/28
D336,198 S *	6/1993	Gibbons	D6/583
D344,137 S *	2/1994	Yoo	D24/200
D348,108 S *	6/1994	Kim et al.	D24/212
D351,235 S *	10/1994	Yoo	D24/211
D379,518 S *	5/1997	Bergman et al.	D24/211
D381,231 S *	7/1997	Kuan	D6/582
D426,887 S *	6/2000	Rubio	D24/125
D428,996 S *	8/2000	Gonzales	D24/211
D435,295 S *	12/2000	Yoo	D24/200
D471,636 S *	3/2003	Yu	D24/212
D475,792 S *	6/2003	Robbins, III	D24/212
D516,855 S *	3/2006	Akamatsu et al.	D6/601
D581,726 S *	12/2008	Shamoon	D7/388

D584,863 S *	1/2009	Garry et al.	D30/158
D622,995 S *	9/2010	Beraha	D6/595
D639,430 S *	6/2011	Yoo	D24/146
D649,646 S *	11/2011	Yoo	D24/188
D667,129 S *	9/2012	Shelton	D24/207

(Continued)

OTHER PUBLICATIONS

AccuHorsemat, Dec. 20, 2011, YouTube, <https://www.youtube.com/watch?v=FIWNgskAohM>.*

(Continued)

Primary Examiner — Eric Goodman

Assistant Examiner — John Reickel

(74) *Attorney, Agent, or Firm* — Knobbe, Martens, Olson & Bear LLP

(57) **CLAIM**

The ornamental design for an acupressure mat, as shown and described.

DESCRIPTION

FIG. 1 is a top plan view of an acupressure mat showing my new design.

FIG. 2 is a bottom plan view thereof.

FIG. 3 is an enlarged perspective view of an acupressure point, shown removed from the mat for ease of illustration, as seen in the top plan view;

FIG. 4 shows the acupressure mat in a rolled-up configuration.

FIG. 5 is a top perspective view of my new design.

FIG. 6 is a bottom perspective view thereof.

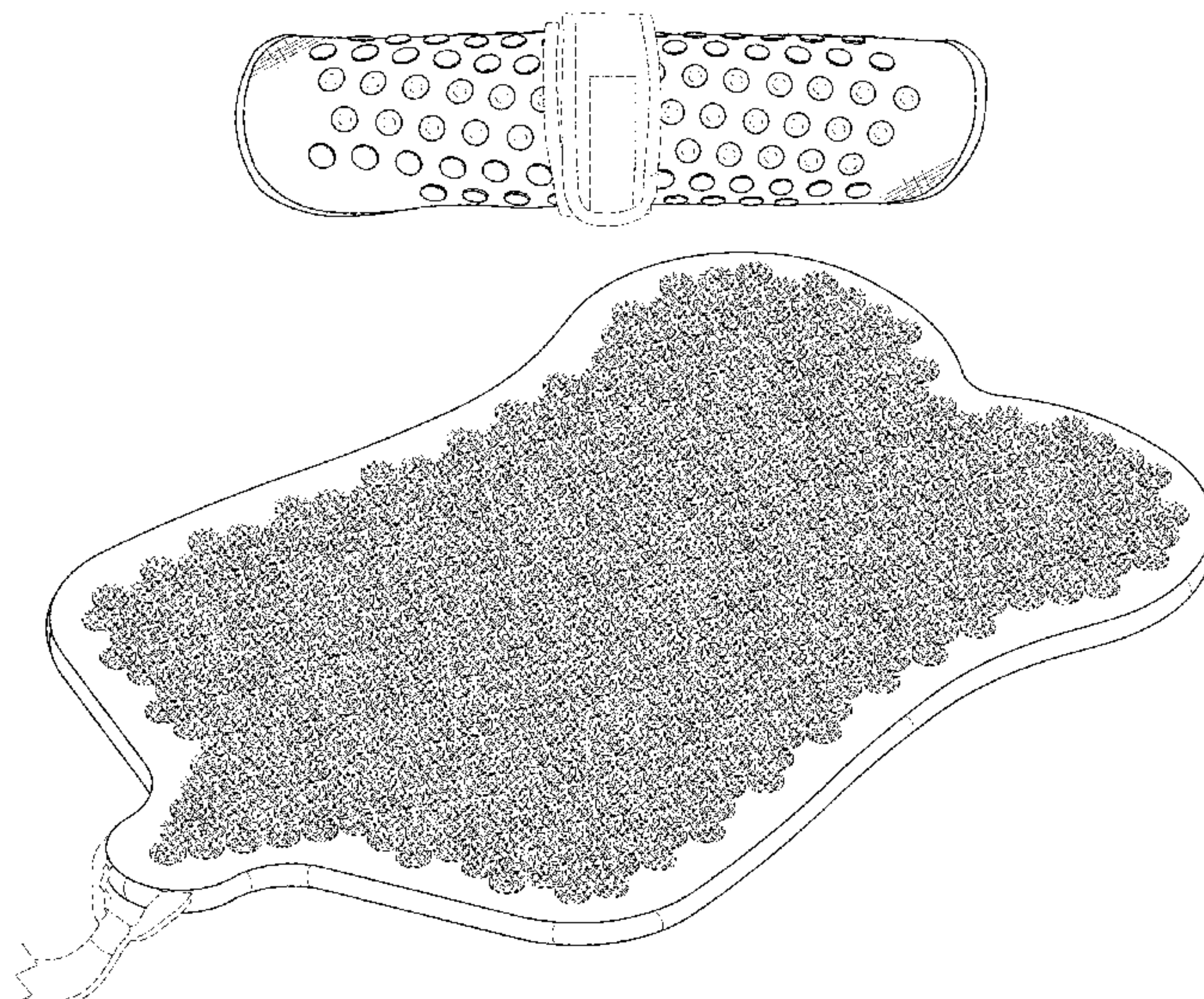
FIG. 7 is a side elevational view thereof.

FIG. 8 is a front elevational view thereof; and,

FIG. 9 is a rear elevational thereof.

The broken lines in the figures are for illustrative purposes only and show environmental features which form no part of the claimed design.

1 Claim, 9 Drawing Sheets



(56)

References Cited

U.S. PATENT DOCUMENTS

D668,332 S * 10/2012 Hough et al. D24/124
2002/0143282 A1 * 10/2002 Grim et al. 602/900
2011/0021965 A1 * 1/2011 Karp et al. 602/54

OTHER PUBLICATIONS

Nayoya Wellness, Acupressure Mat & Pillow Set, Jan. 15, 2011,
Amazon, <http://amzn.com/B0049Q0P9M>.*

* cited by examiner

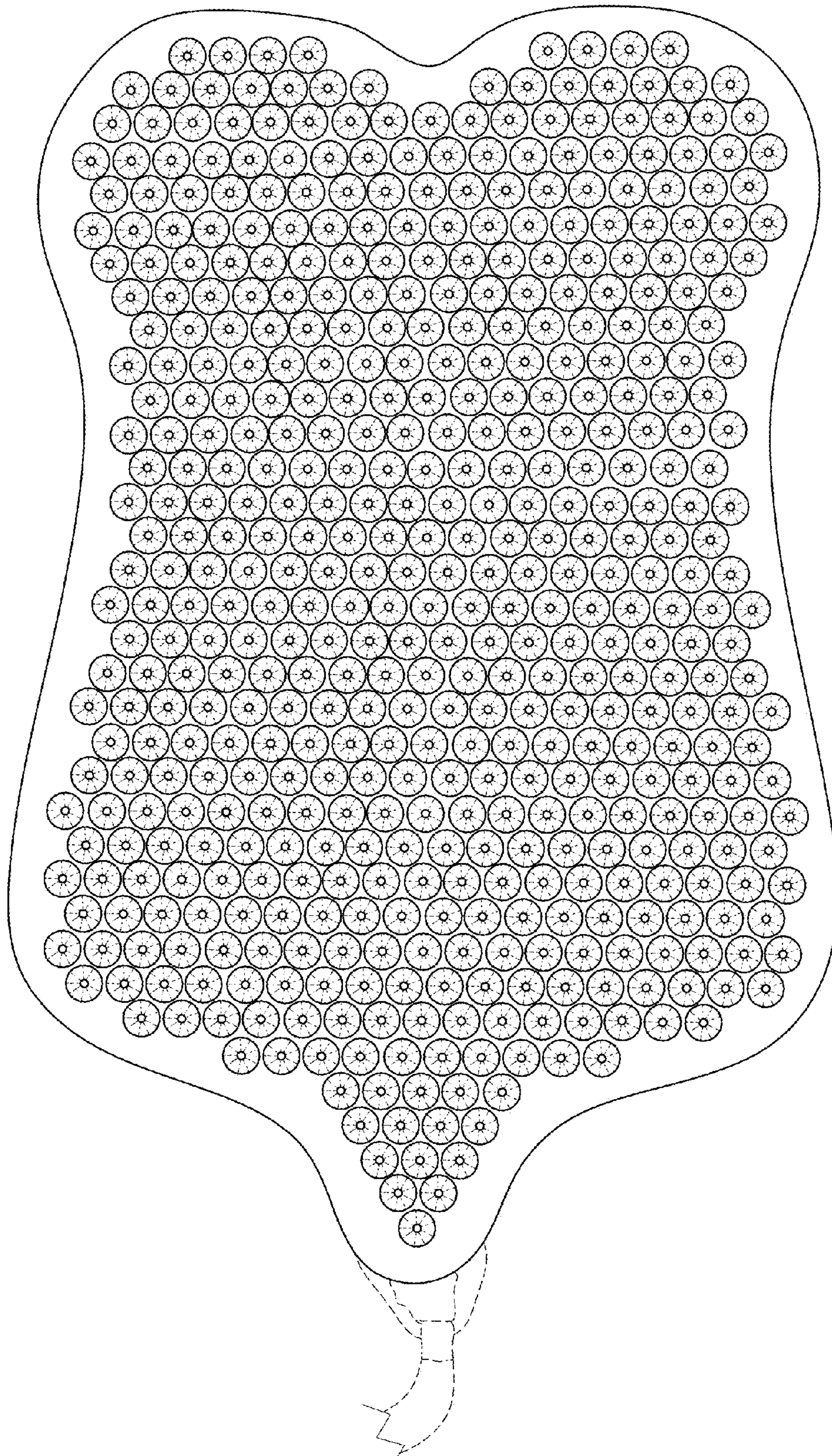


FIG. 1

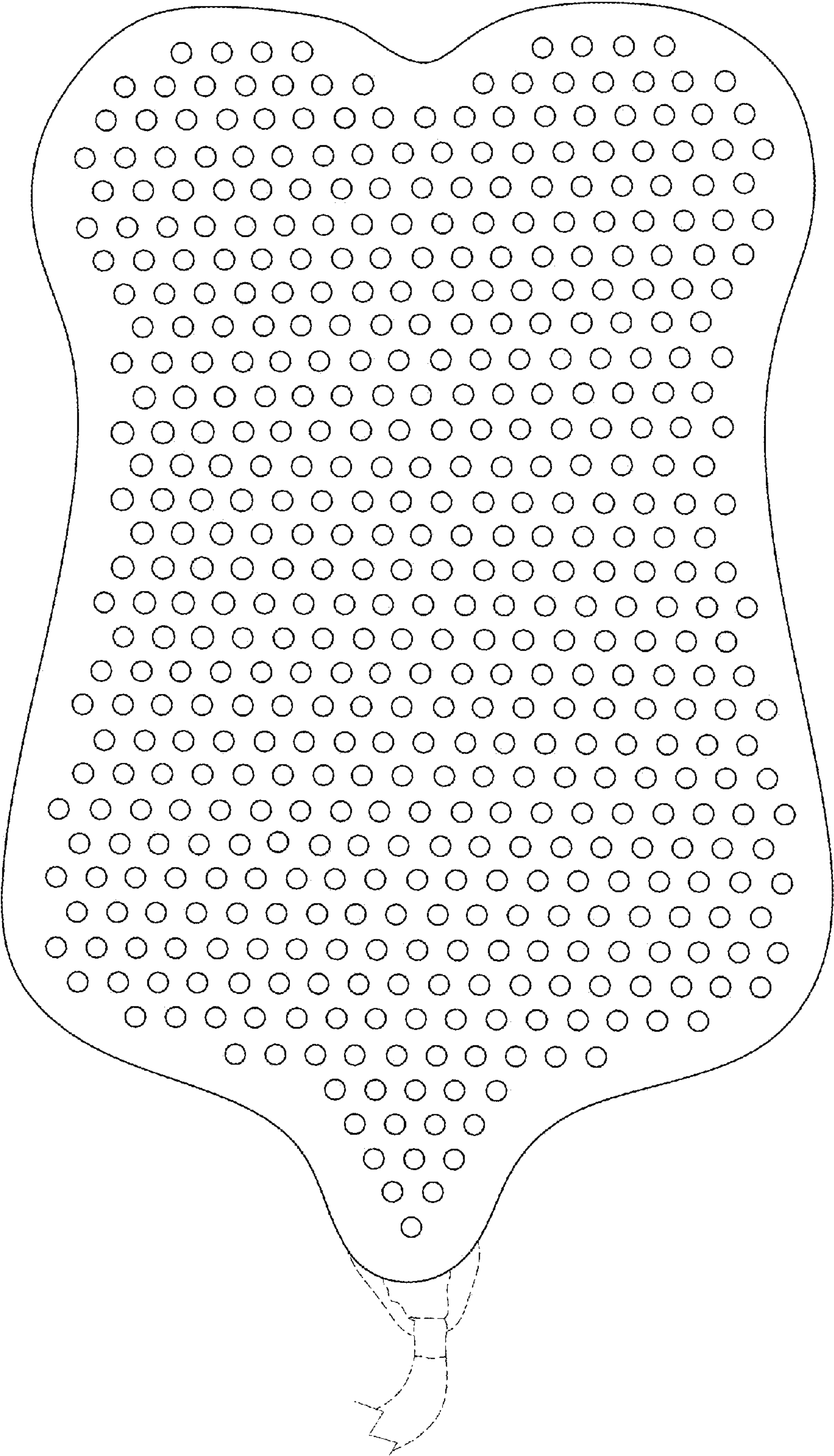


FIG. 2




FIG. 3




FIG. 4

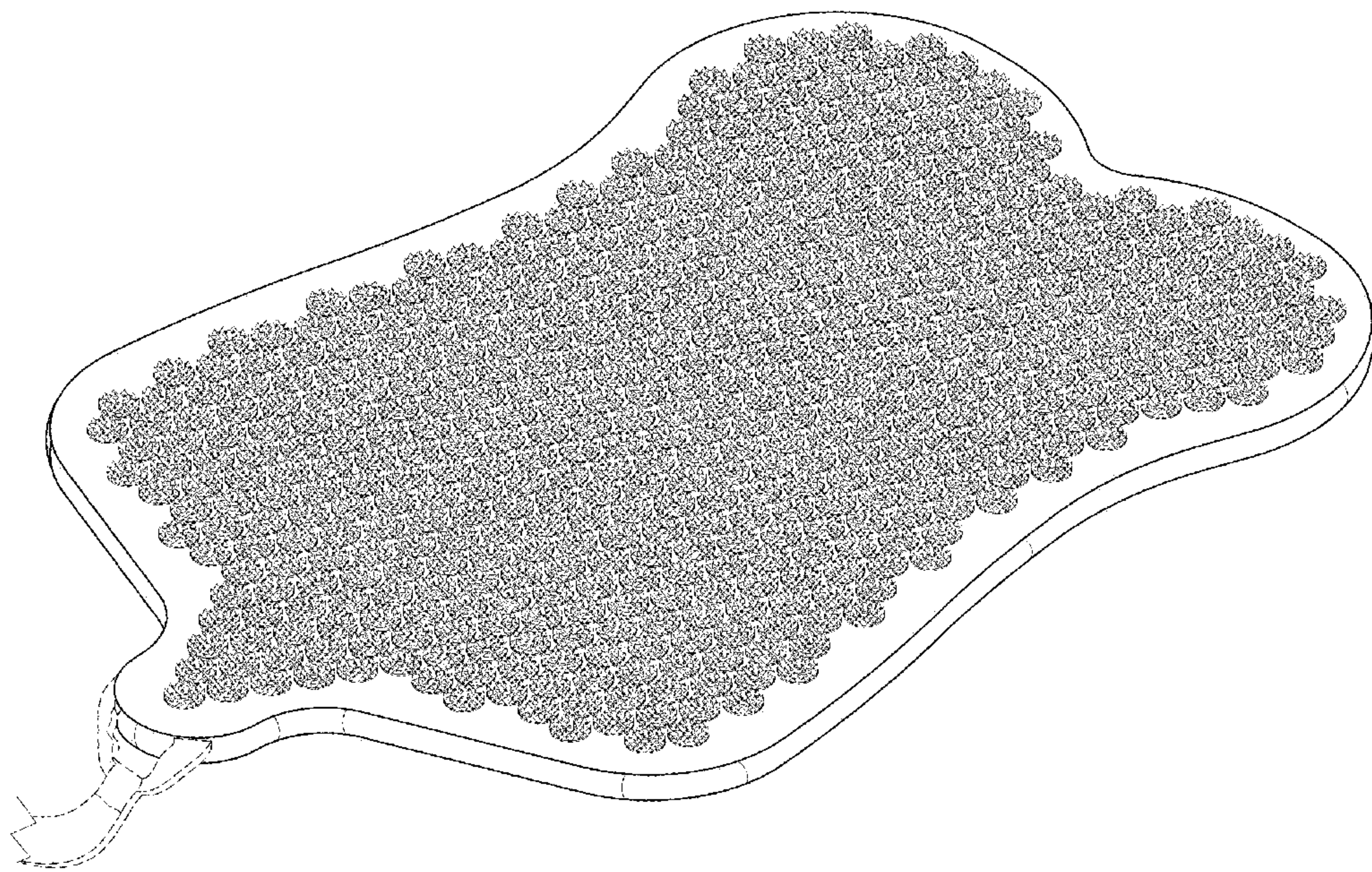


FIG. 5

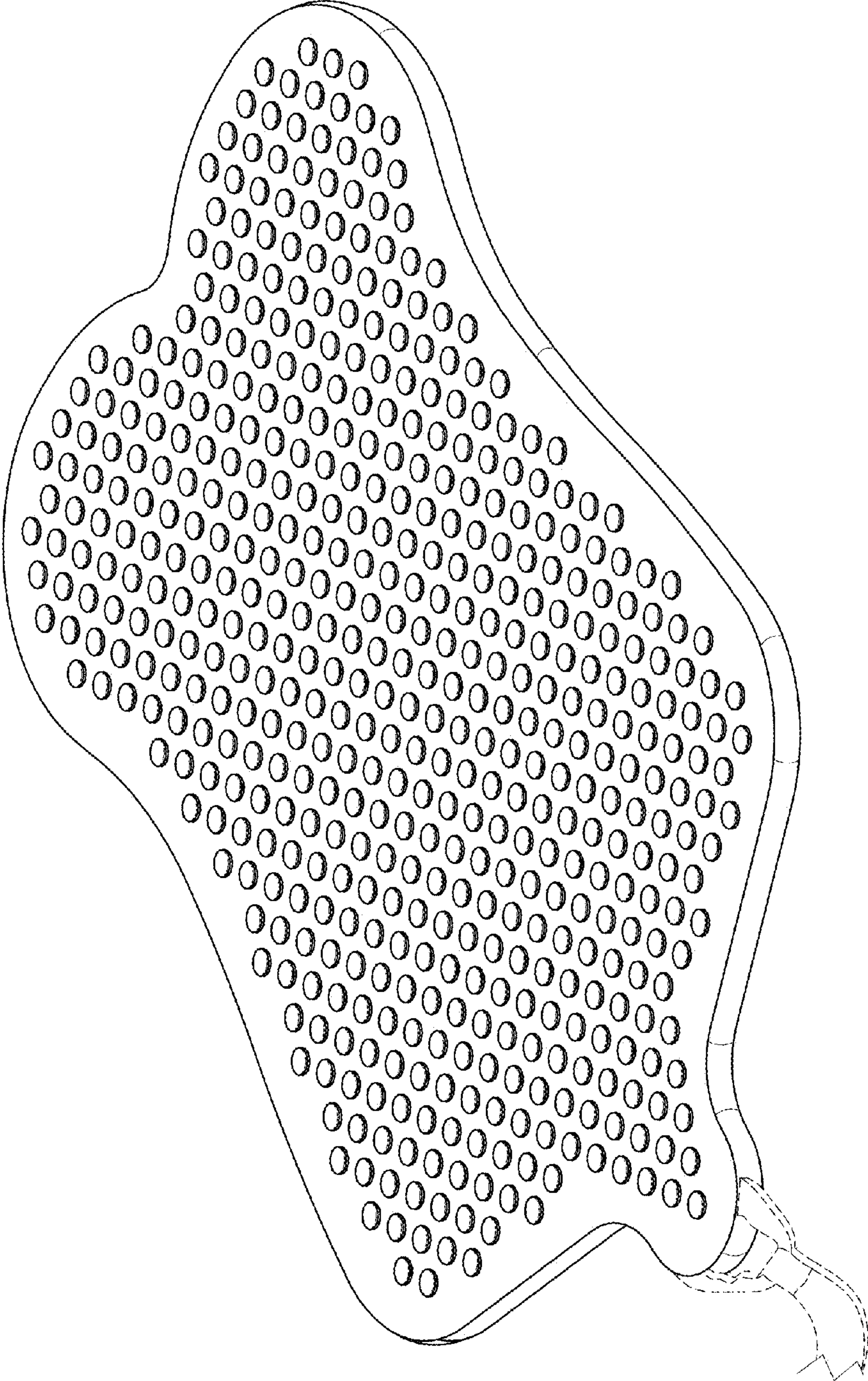


FIG. 6



FIG. 7



FIG. 8

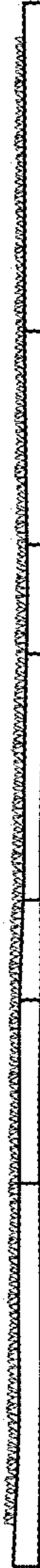


FIG. 9