



US00D713967S

(12) **United States Design Patent**
Adoni

(10) **Patent No.:** **US D713,967 S**

(45) **Date of Patent:** **** Sep. 23, 2014**

(54) **PLASTER WITH MEDICATION DISPENSER**

(71) Applicant: **Aid-Tec**, Ramat Gan (IL)

(72) Inventor: **Sharon Adoni**, Closter, NJ (US)

(73) Assignee: **Aid-Tec, Inc.**, Closter, NJ (US)

(**) Term: **14 Years**

(21) Appl. No.: **29/472,383**

(22) Filed: **Nov. 12, 2013**

(51) **LOC (10) Cl.** **24-04**

(52) **U.S. Cl.**
USPC **D24/189**

(58) **Field of Classification Search**
USPC D24/128, 130, 188-189; 604/179-180,
604/187, 227; 602/58-59; 128/DIG. 26
See application file for complete search history.

(56) **References Cited**

U.S. PATENT DOCUMENTS

D377,529 S *	1/1997	Nyqvist-Mayer	D24/189
D402,371 S *	12/1998	Haynes et al.	D24/189
D404,136 S *	1/1999	Dunshee et al.	D24/189
D407,160 S *	3/1999	Dunshee et al.	D24/189
D424,699 S *	5/2000	Allen	D24/189
D430,674 S *	9/2000	Dunshee et al.	D24/189
D454,955 S *	3/2002	Dunshee et al.	D24/189
D473,947 S *	4/2003	Jacobson	D24/189
D474,842 S *	5/2003	Wolsing et al.	D24/189
D511,005 S *	10/2005	Liedtke et al.	D24/189

D516,729 S *	3/2006	Liedtke et al.	D24/189
D611,156 S *	3/2010	Dunshee	D24/189
D620,123 S *	7/2010	Igwebuike	D24/189
D646,789 S *	10/2011	Barth	D24/189
D672,464 S *	12/2012	Holm et al.	D24/189
D692,566 S *	10/2013	Adoni	D24/189
2011/0155756 A1 *	6/2011	Ballard et al.	221/78
2012/0022474 A1 *	1/2012	Adoni et al.	604/307

FOREIGN PATENT DOCUMENTS

WO 2009128075 A1 10/2009

* cited by examiner

Primary Examiner — T. Chase Nelson

Assistant Examiner — Michelle E Wilson

(74) *Attorney, Agent, or Firm* — Thomas J. Nikolai; Nikolai & Mersereau, P.A.

(57) **CLAIM**

The ornamental design for the “plaster with medication dispenser,” as shown and described.

DESCRIPTION

FIG. 1 is a perspective top view of a plaster with medication dispenser showing my new design;

FIG. 2 is a bottom perspective view thereof;

FIG. 3 is a rear elevation view thereof;

FIG. 4 is a top elevation view thereof;

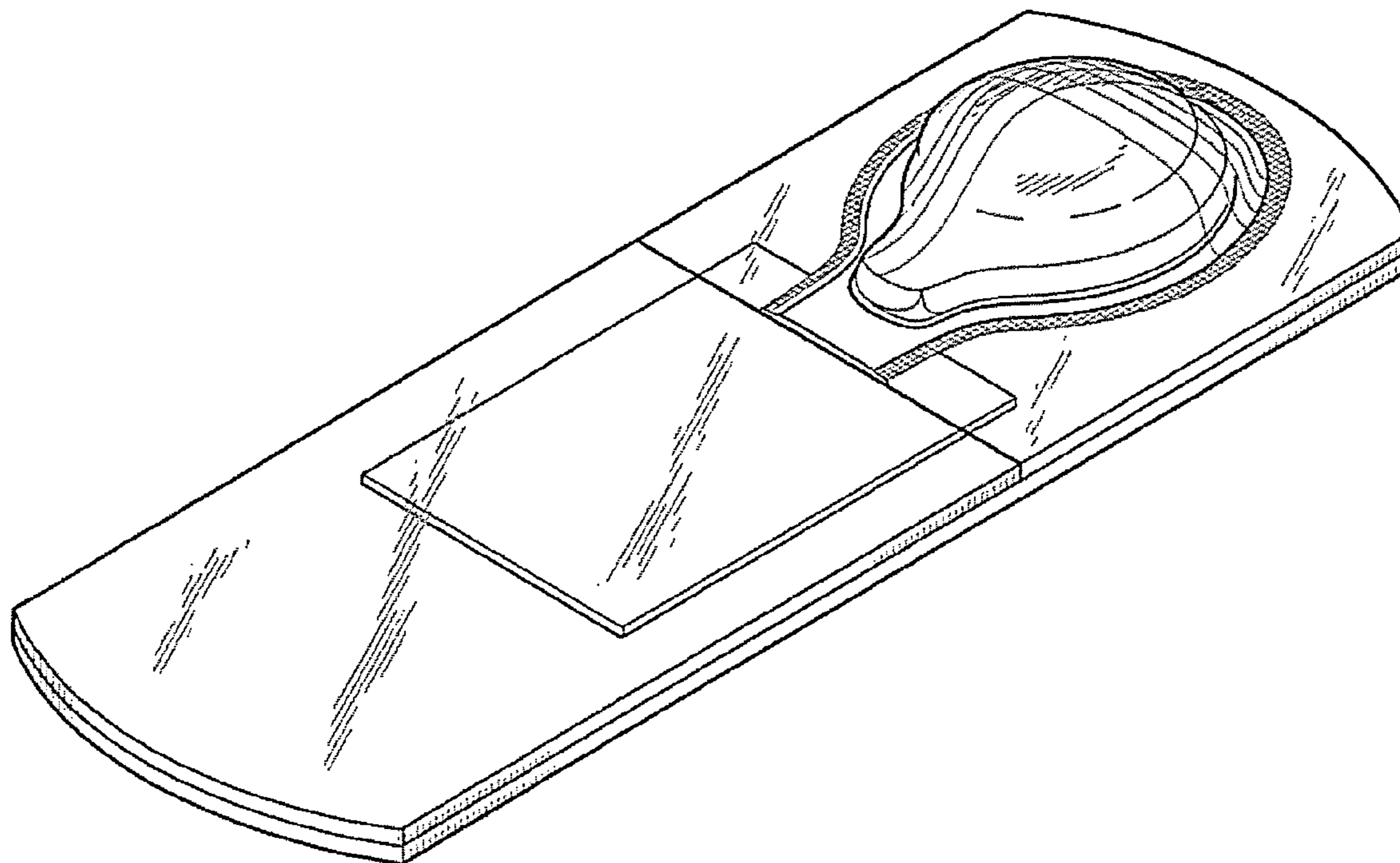
FIG. 5 is a front elevation thereof;

FIG. 6 is a bottom elevation thereof;

FIG. 7 is a left side elevation thereof; and,

FIG. 8 is a right side elevation thereof.

1 Claim, 2 Drawing Sheets



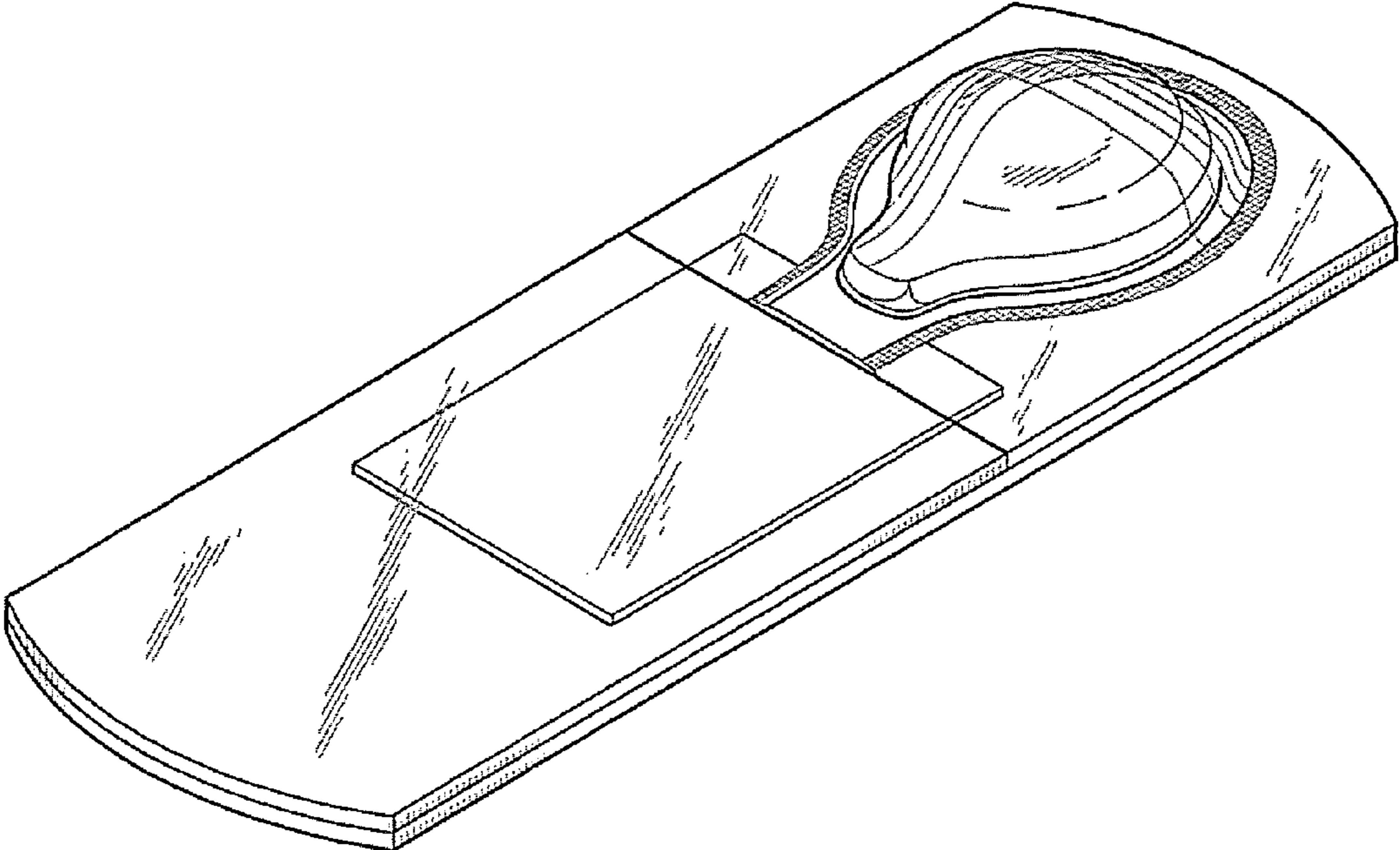


FIGURE 1

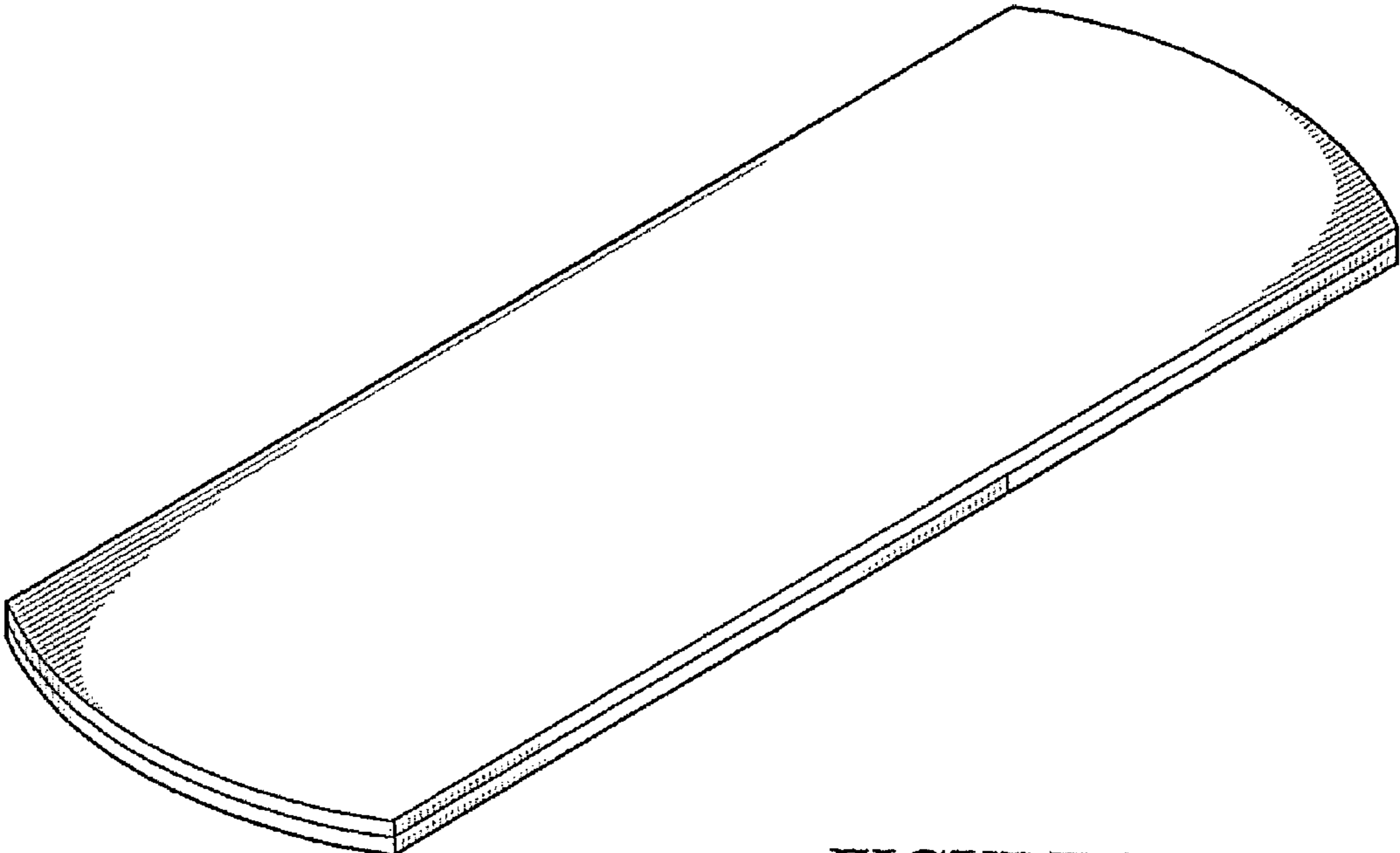


FIGURE 2




FIGURE 3




FIGURE 4



FIGURE 5




FIGURE 6



FIGURE 7



FIGURE 8