



US00D713966S

(12) **United States Design Patent**
Hoonakker

(10) **Patent No.:** **US D713,966 S**

(45) **Date of Patent:** **** Sep. 23, 2014**

(54) **EYE PAD**

(76) Inventor: **Scott J. Hoonakker**, Salt Lake City, UT
(US)

(**) Term: **14 Years**

(21) Appl. No.: **29/420,608**

(22) Filed: **May 10, 2012**

(51) **LOC (10) Cl.** **24-04**

(52) **U.S. Cl.**
USPC **D24/189**

(58) **Field of Classification Search**
USPC D24/189; D28/4, 7, 9, 99; 424/401,
424/402; 604/289, 303, 30, 305; 132/319
See application file for complete search history.

(56) **References Cited**

U.S. PATENT DOCUMENTS

4,719,909	A	*	1/1988	Micchia et al.	128/858
4,748,976	A	*	6/1988	Cali	604/289
D355,489	S	*	2/1995	Almond	D24/189
5,869,072	A	*	2/1999	Berry	424/402
D424,740	S	*	5/2000	Ono	D28/4
D427,370	S	*	6/2000	Kalafsky et al.	D28/4
D434,524	S	*	11/2000	Kalafsky et al.	D28/4
D438,338	S	*	2/2001	Sasahara	D28/4
D487,942	S	*	3/2004	Hiroi	D28/4
D511,573	S	*	11/2005	Mueller et al.	D24/189
D513,323	S	*	12/2005	Mueller et al.	D24/189
D519,239	S	*	4/2006	Katagiri	D28/4

D646,843	S	*	10/2011	Roman	D28/7
D663,478	S	*	7/2012	Tousley	D28/4
D699,897	S	*	2/2014	Lara	D29/108

OTHER PUBLICATIONS

http://www.aliexpress.com/store/product/Jungong-Gold-Eye-Pad-Eye-mask/610467_789814214.html May 27, 2014.*
http://www.diytrade.com/china/pd/10965349/Lint_free_eye_gel_pad_patch.html May 27, 2014.*
<http://www.alibaba.com/eye-gel-pad-patch-promotion.html> May 27, 2014.*
http://www.alibaba.com/product-detail/Eyelashes-pads-lint-free-eye-gel_1193992608.html May 27, 2014.*

* cited by examiner

Primary Examiner — Michael A Pratt
Assistant Examiner — Michelle E Wilson
(74) *Attorney, Agent, or Firm* — QuickPatents; Kevin Prince

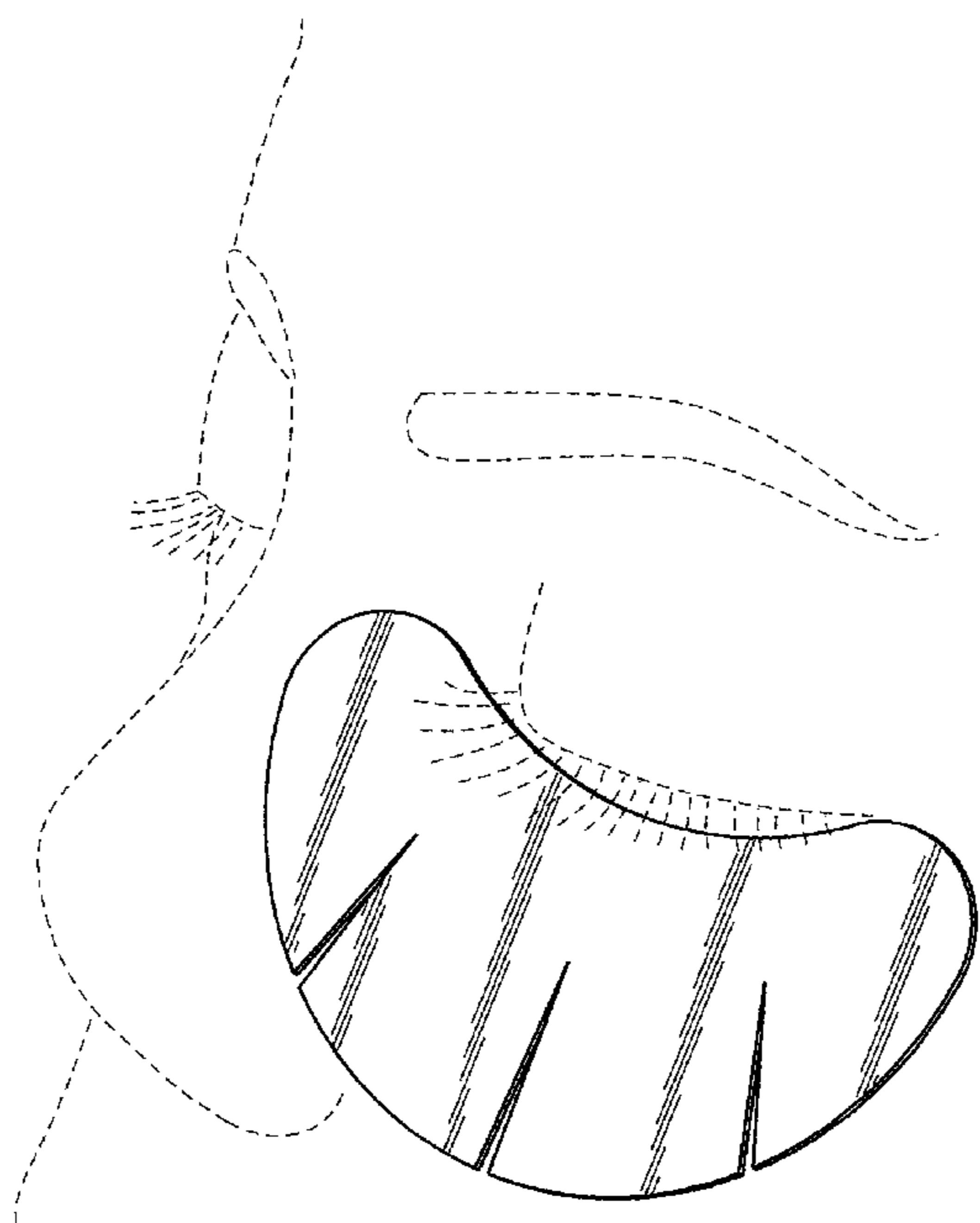
(57) **CLAIM**

I claim the ornamental design for an eye pad, as shown and described.

DESCRIPTION

FIG. 1 is a perspective view of an eye pad, showing my new design;
FIG. 2 is a front elevational view thereof, the rear elevational view being a mirror image thereof;
FIG. 3 is a bottom plan view thereof;
FIG. 4 is a top plan view thereof; and,
FIG. 5 is a left-side elevational view thereof, the right-side elevational view being a mirror image thereof.
The broken lines showing a person in FIG. 1 depict environmental matter and form no part of the claimed design.

1 Claim, 2 Drawing Sheets



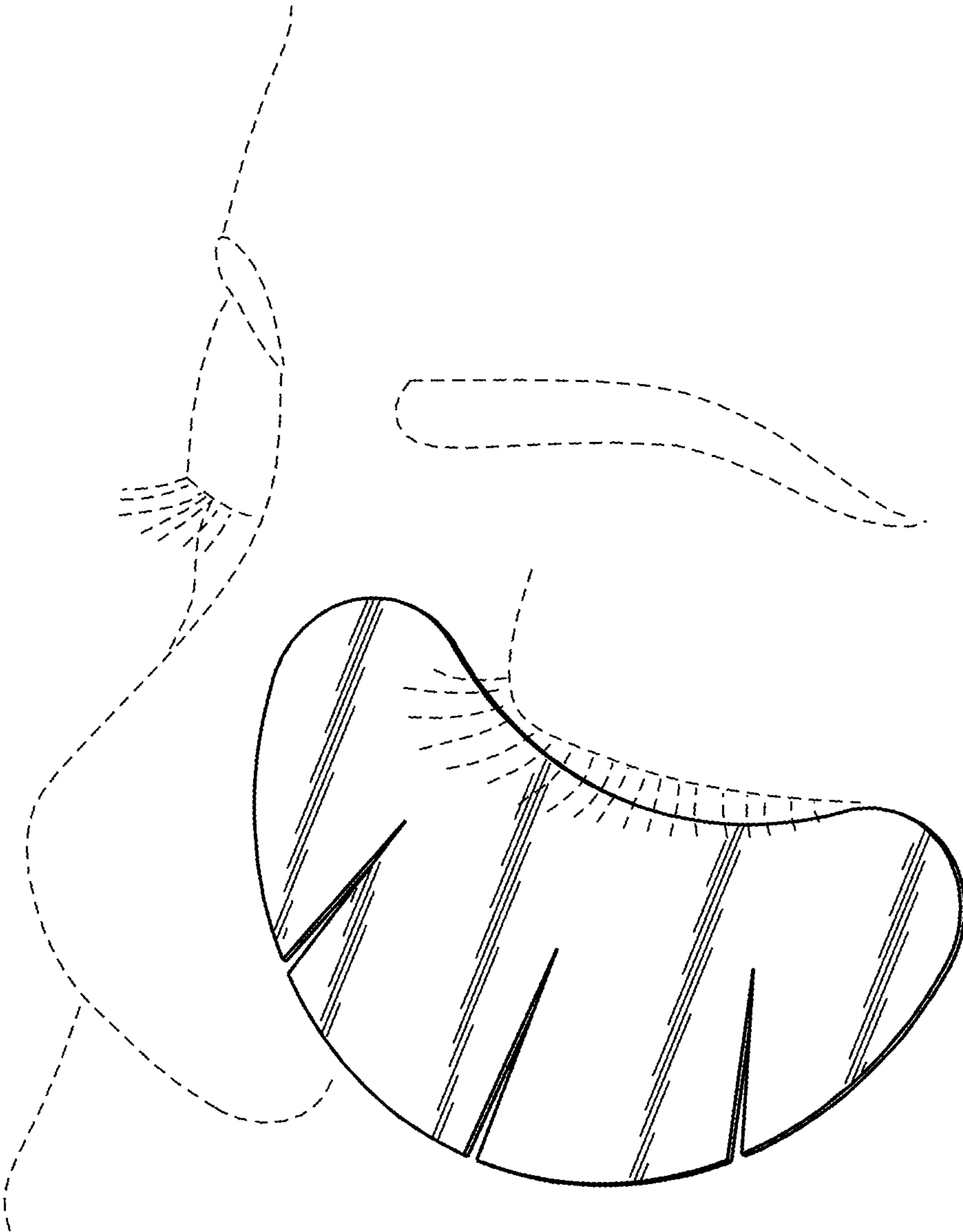


FIG. 1

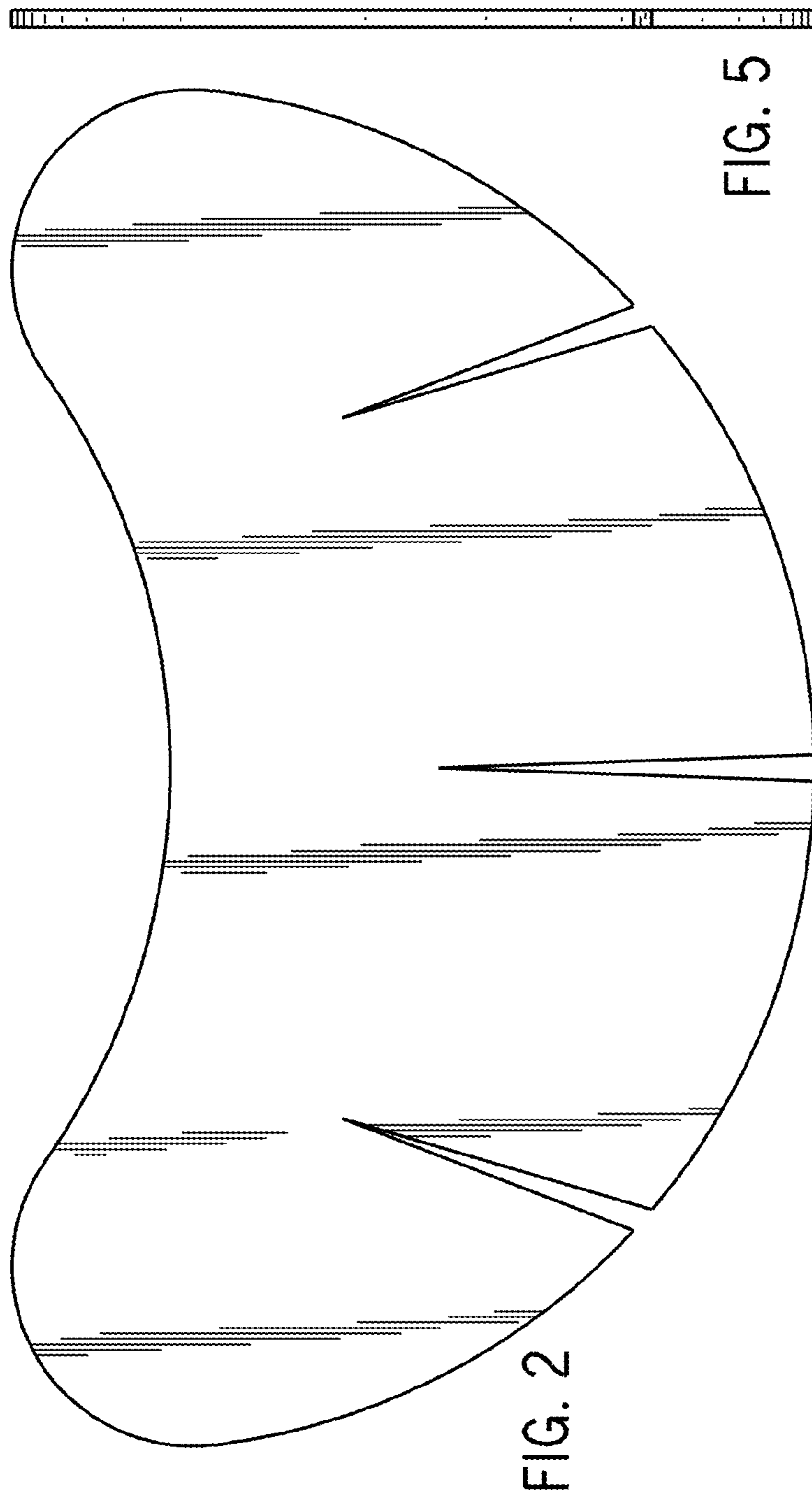


FIG. 3



FIG. 4