



US00D713953S

(12) **United States Design Patent**  
**Jepson**

(10) **Patent No.:** **US D713,953 S**  
(45) **Date of Patent:** **\*\* Sep. 23, 2014**

(54) **VENT GRILLE**

(75) Inventor: **Raymond Jepson, Montreal (CA)**

(73) Assignee: **Stelpro Design Inc., Quebec (CA)**

(\*\*) Term: **14 Years**

(21) Appl. No.: **29/425,421**

(22) Filed: **Jun. 22, 2012**

(30) **Foreign Application Priority Data**

Dec. 23, 2011 (CA) ..... 143797

(51) **LOC (10) Cl.** ..... **23-04**

(52) **U.S. Cl.**  
USPC ..... **D23/388**

(58) **Field of Classification Search**  
USPC ..... D23/388-393, 381, 382, 370, 371, 354,  
D23/358, 386, 351; 454/309, 275-277, 284,  
454/287-289; D26/118, 72, 152  
See application file for complete search history.

(56) **References Cited**

**U.S. PATENT DOCUMENTS**

- D452,904 S \* 1/2002 Peng ..... D23/370
- D512,787 S \* 12/2005 Lonneman ..... D25/138
- D517,678 S \* 3/2006 Wiler ..... D23/388
- D530,808 S \* 10/2006 Sinur et al. .... D23/385
- D531,301 S \* 10/2006 Sinur et al. .... D23/385

- D538,422 S \* 3/2007 Hooijmaaijers ..... D23/387
- D557,781 S \* 12/2007 Kim et al. .... D23/351
- D560,786 S \* 1/2008 Yoo et al. .... D23/351
- D575,388 S \* 8/2008 Deng ..... D23/372
- D580,542 S \* 11/2008 Miyake et al. .... D23/385
- D588,254 S \* 3/2009 Deng ..... D23/372
- D606,641 S \* 12/2009 Kim et al. .... D23/351
- D679,046 S \* 3/2013 Hoshino et al. .... D26/120

\* cited by examiner

*Primary Examiner* — David Muller

(74) *Attorney, Agent, or Firm* — Timothy D. Bennett;  
Emerson Thomson Bennett


(57) **CLAIM**

The ornamental design for a vent grille, as shown and described.

**DESCRIPTION**

FIG. 1 is a perspective view of a vent grille according to this invention;  
 FIG. 2 is a top view of the vent grille shown in FIG. 1;  
 FIG. 3 is a bottom view of the vent grille shown in FIG. 1;  
 FIG. 4 is a front view of the vent grille shown in FIG. 1;  
 FIG. 5 is a back view of the vent grille shown in FIG. 1;  
 FIG. 6 is a right side view of the vent grille shown in FIG. 1;  
 and,  
 FIG. 7 is a left side view of the vent grille shown in FIG. 1.  
 The broken line showing of parts of the drawings is included for the purpose of illustrating use and environment and forms no part of the claimed design.

**1 Claim, 5 Drawing Sheets**






FIG. 1

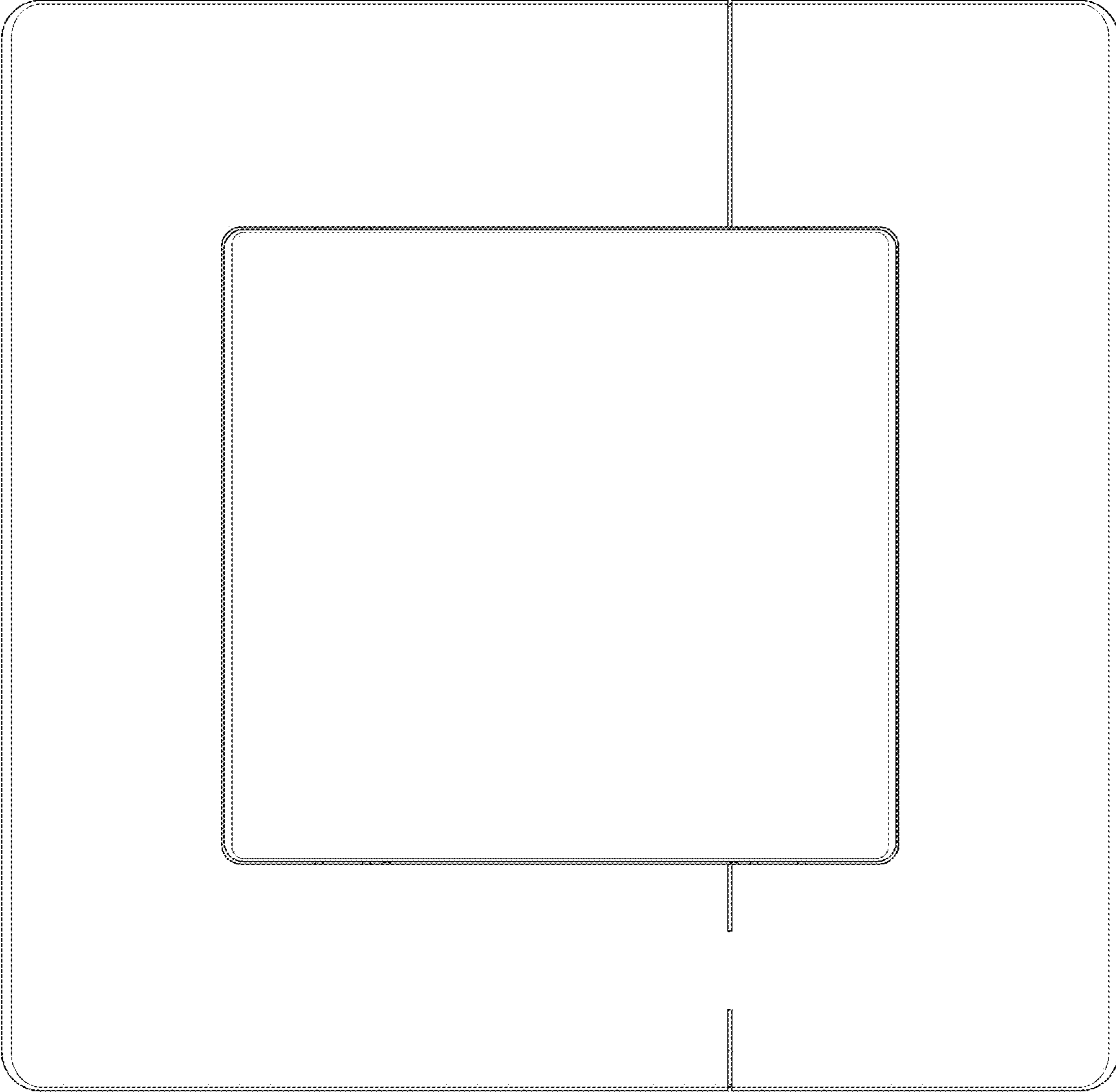


FIG. 2




FIG. 3




FIG. 4

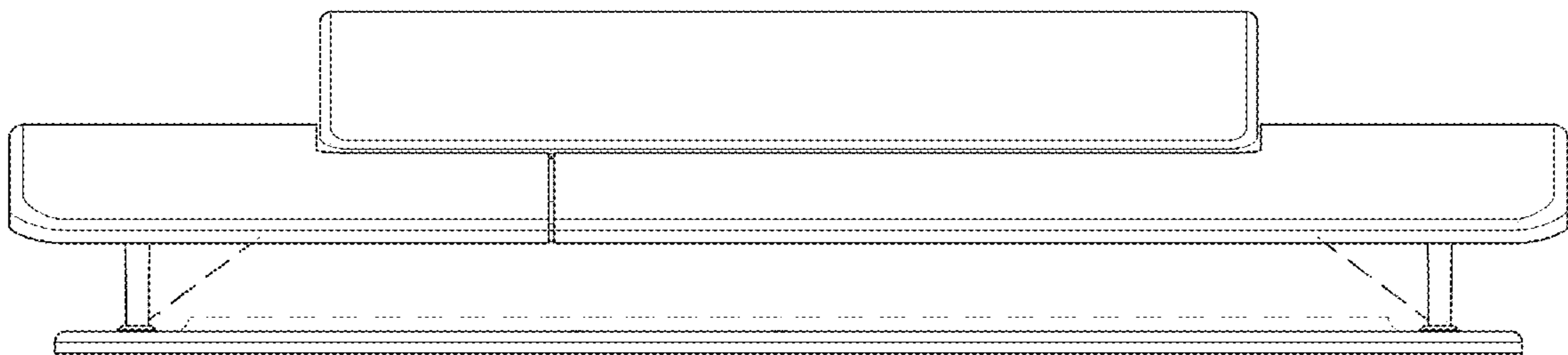


FIG. 5

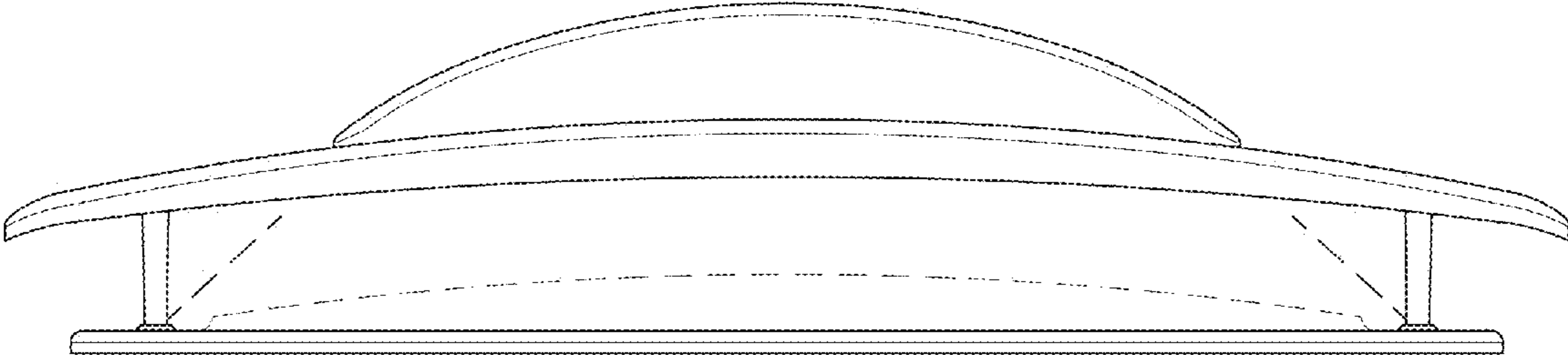


FIG. 6

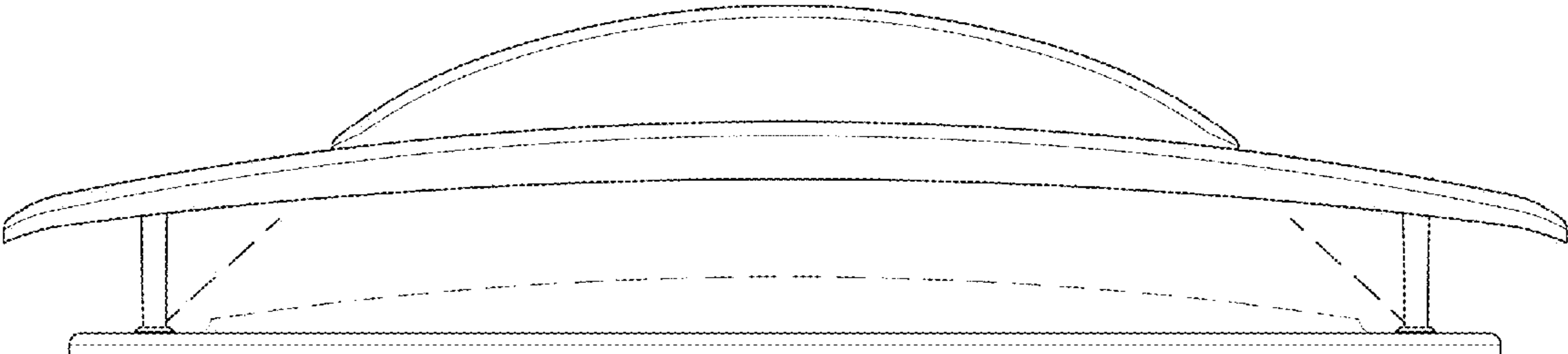


FIG. 7