



US00D713928S

(12) **United States Design Patent**  
**Chang et al.**

(10) **Patent No.:** **US D713,928 S**

(45) **Date of Patent:** **\*\* Sep. 23, 2014**

(54) **PRESSURE TANK FOR LIQUEFIED GAS**

(71) Applicant: **Lattice Technology Co., Ltd.**, Daejeon (KR)

(72) Inventors: **Daejun Chang**, Daejeon (KR); **Bergan Paal Gudmund Haanaes**, Daejeon (KR)

(73) Assignee: **Lattice Technology Co., Ltd.**, Daejeon (KR)

(\*\*) Term: **14 Years**

(21) Appl. No.: **29/459,414**

(22) Filed: **Jun. 28, 2013**

(51) **LOC (10) Cl.** ..... **23-01**

(52) **U.S. Cl.**  
USPC ..... **D23/202**

(58) **Field of Classification Search**  
CPC ..... F17C 5/00; F17C 1/00; F17C 13/00;  
F17C 1/02  
USPC ..... D23/202-205; 220/565, 560.04, 581,  
220/586, 590  
See application file for complete search history.

(56) **References Cited**

**U.S. PATENT DOCUMENTS**

2,622,887 A \* 12/1952 Prior ..... 280/833  
D171,427 S \* 2/1954 Snyder ..... D12/218

D340,504 S \* 10/1993 Verrue ..... D23/202  
5,553,734 A \* 9/1996 Sharp ..... 220/567.1  
5,806,702 A \* 9/1998 Sabo ..... 220/4.12  
5,944,215 A \* 8/1999 Orłowski ..... 220/501  
D490,025 S \* 5/2004 Oakley ..... D12/95  
6,732,881 B1 \* 5/2004 Gulati ..... 220/560.04  
7,111,750 B2 \* 9/2006 Gulati et al. .... 220/560.04  
8,561,827 B2 \* 10/2013 Goggin ..... 220/507  
8,714,400 B2 \* 5/2014 Kataoka et al. .... 220/581

\* cited by examiner

*Primary Examiner* — Robin V Webster

(74) *Attorney, Agent, or Firm* — Sughrue Mion, PLLC

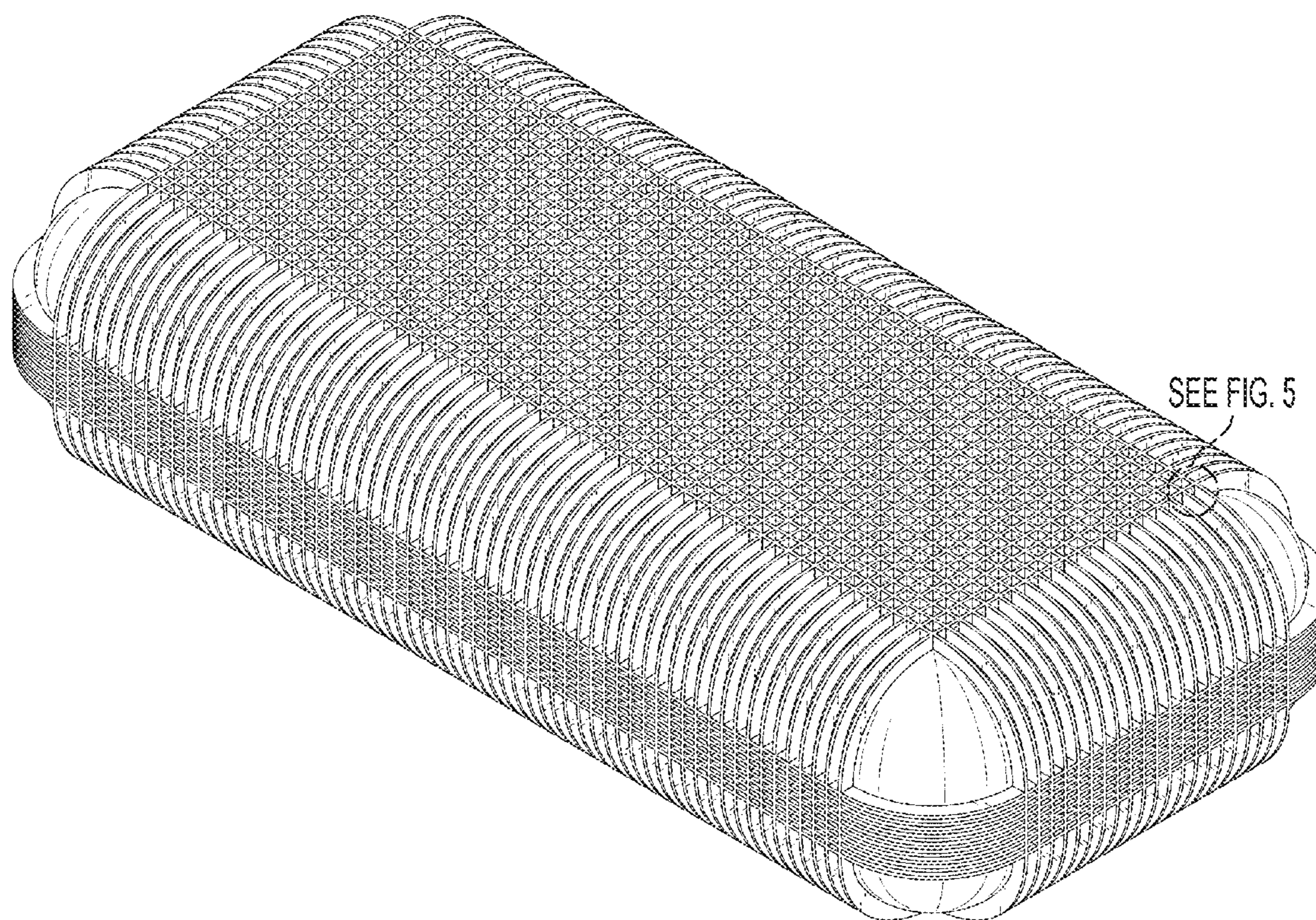
(57) **CLAIM**

The ornamental design for a pressure tank for liquefied gas, as shown and described.

**DESCRIPTION**

FIG. 1 is a perspective view of a pressure tank for liquefied gas showing our new design;  
FIG. 2 is a front view thereof; the back view being a mirror image of the front view;  
FIG. 3 is a left side view thereof; the right side being a mirror image of the left side;  
FIG. 4 is a top view thereof; the bottom view being a mirror image of the top view; and,  
FIG. 5 is an enlarged view of a portion of the claimed region shown in FIG. 1.

**1 Claim, 5 Drawing Sheets**



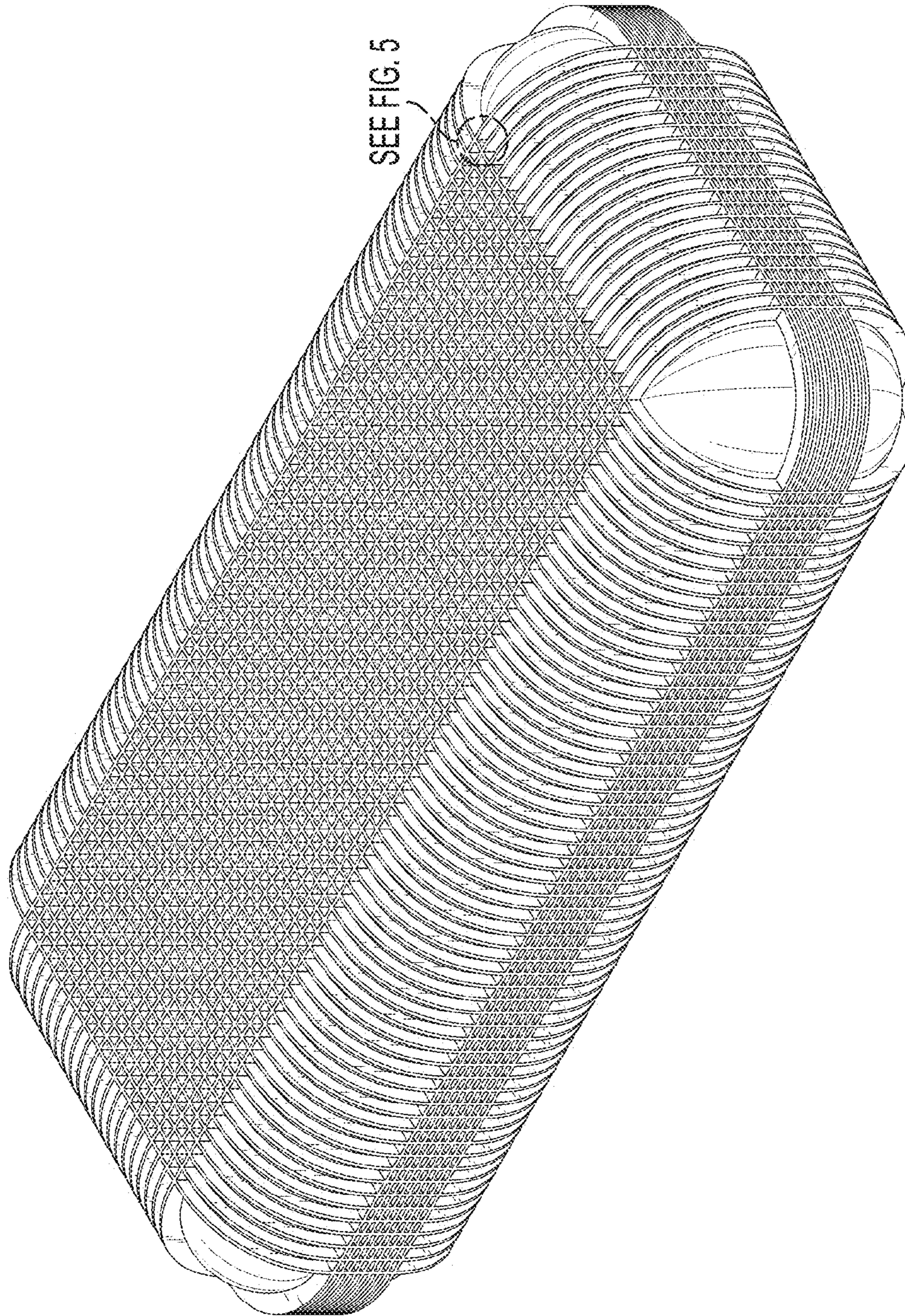


FIG. 1

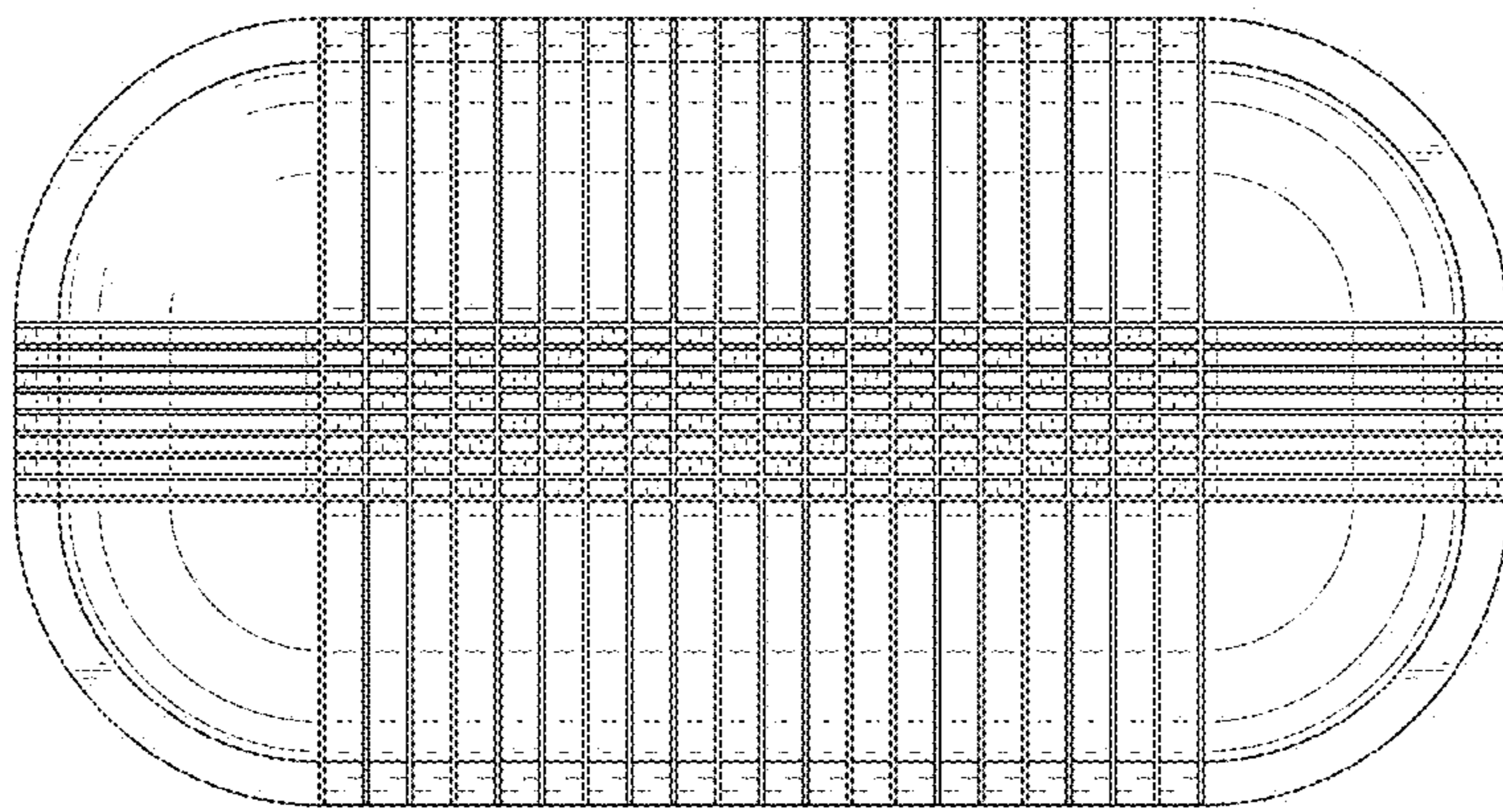


FIG. 2

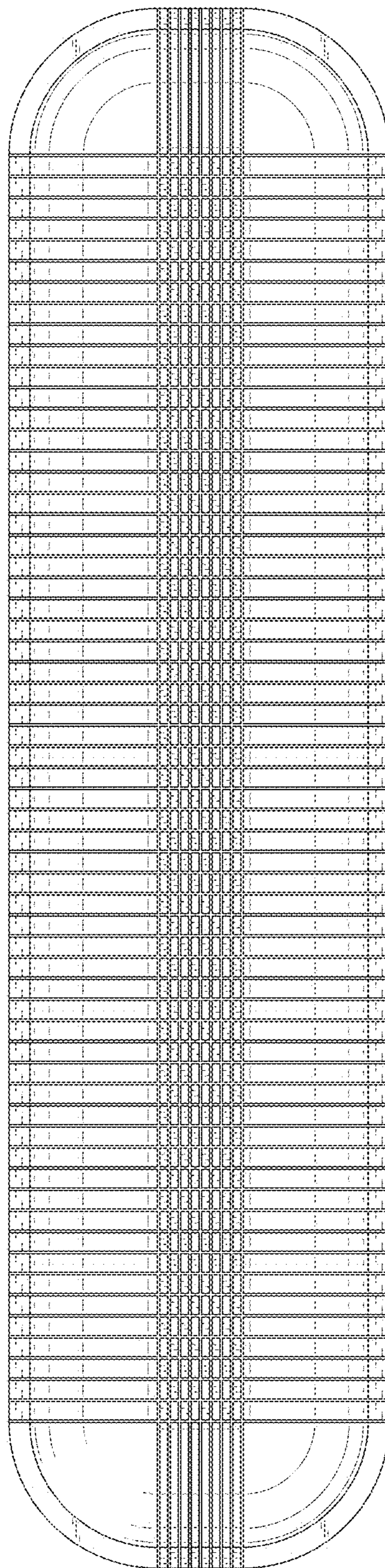


FIG. 3

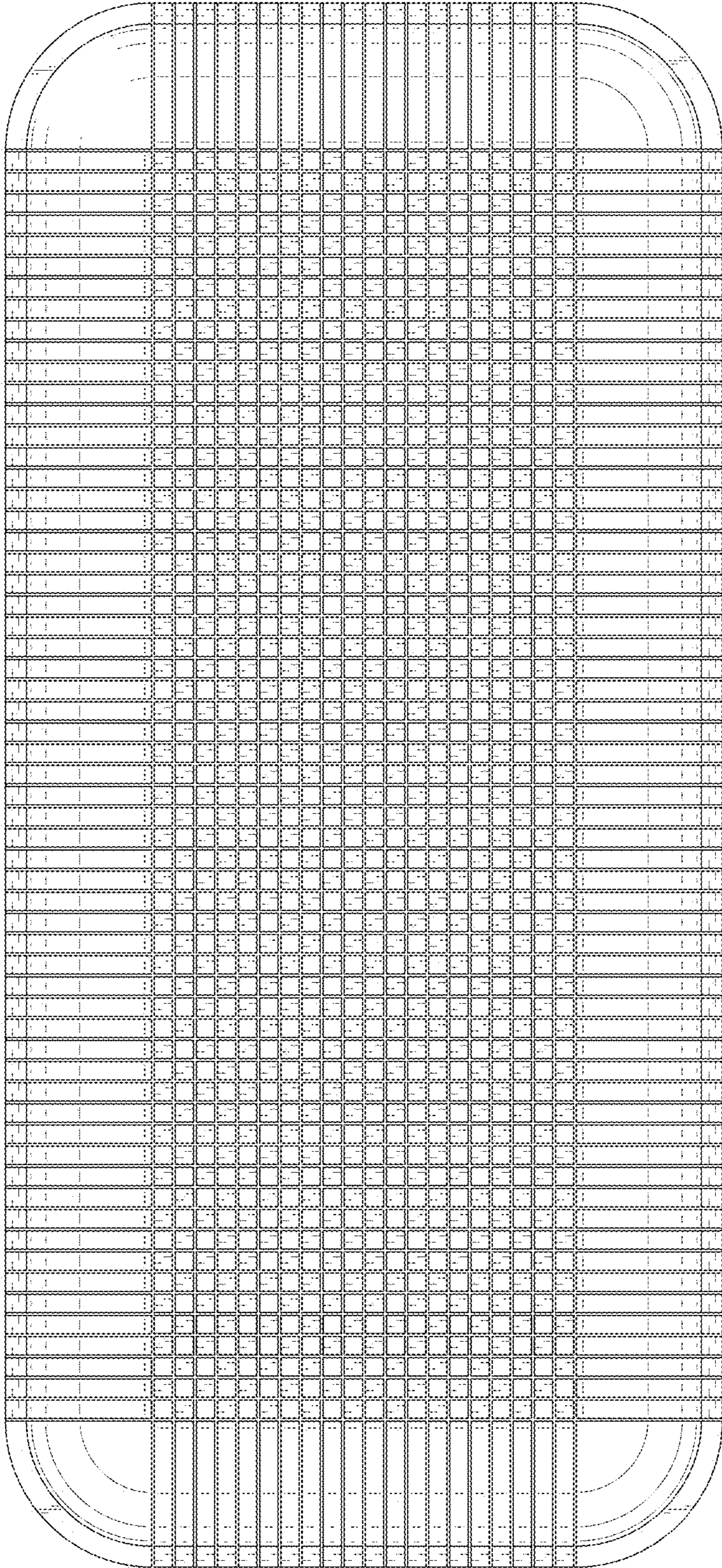


FIG. 4

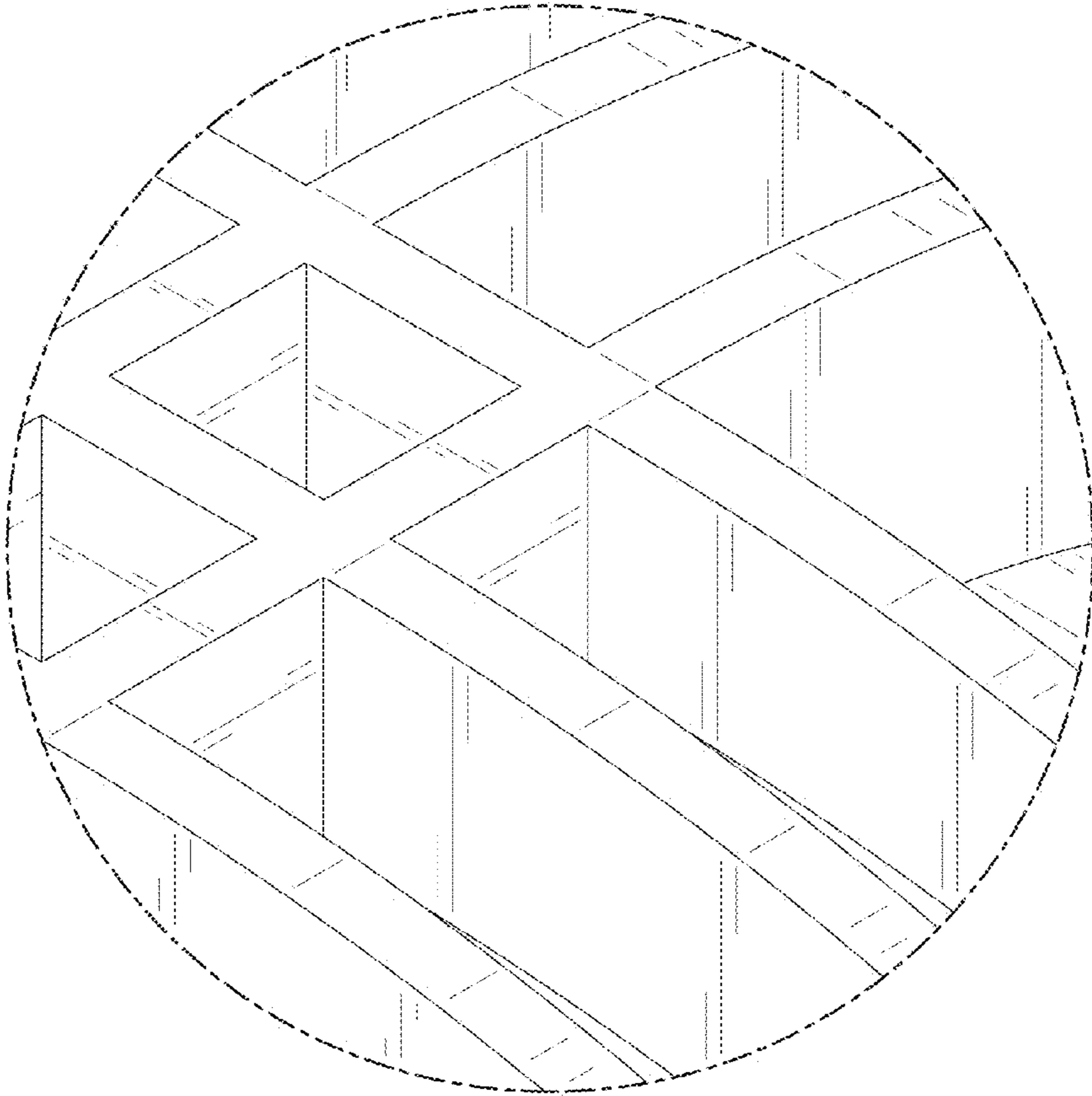


FIG. 5