



US00D713927S

(12) **United States Design Patent**  
**Albanese**

(10) **Patent No.:** **US D713,927 S**  
(45) **Date of Patent:** **\*\* Sep. 23, 2014**

(54) **BLADE**  
(71) Applicant: **John Albanese**, Springfield, LA (US)  
(72) Inventor: **John Albanese**, Springfield, LA (US)  
(\*\*) Term: **14 Years**  
(21) Appl. No.: **29/454,058**  
(22) Filed: **May 6, 2013**  
(51) **LOC (10) Cl.** ..... **22-05**  
(52) **U.S. Cl.**  
USPC ..... **D22/149**  
(58) **Field of Classification Search**  
USPC ..... D22/117–120, 134, 149; D8/95–99,  
D8/102–103, 105; 30/294, 161, 343–344,  
30/286–287, 155, 314; D19/65  
See application file for complete search history.

4,507,867 A \* 4/1985 Haas, Jr. .... 30/90.4  
4,635,319 A 1/1987 Gast  
4,710,998 A 12/1987 Gast  
6,371,844 B1 \* 4/2002 Holler ..... 452/132  
D501,126 S \* 1/2005 Addis ..... D8/98  
6,988,549 B1 1/2006 Babcock  
7,588,487 B1 9/2009 Born  
7,992,466 B2 8/2011 Farrell  
D665,869 S \* 8/2012 Kuhlmann ..... D22/149

\* cited by examiner

*Primary Examiner* — Catheri Oliver-Garcia  
(74) *Attorney, Agent, or Firm* — Jones Walker LLP

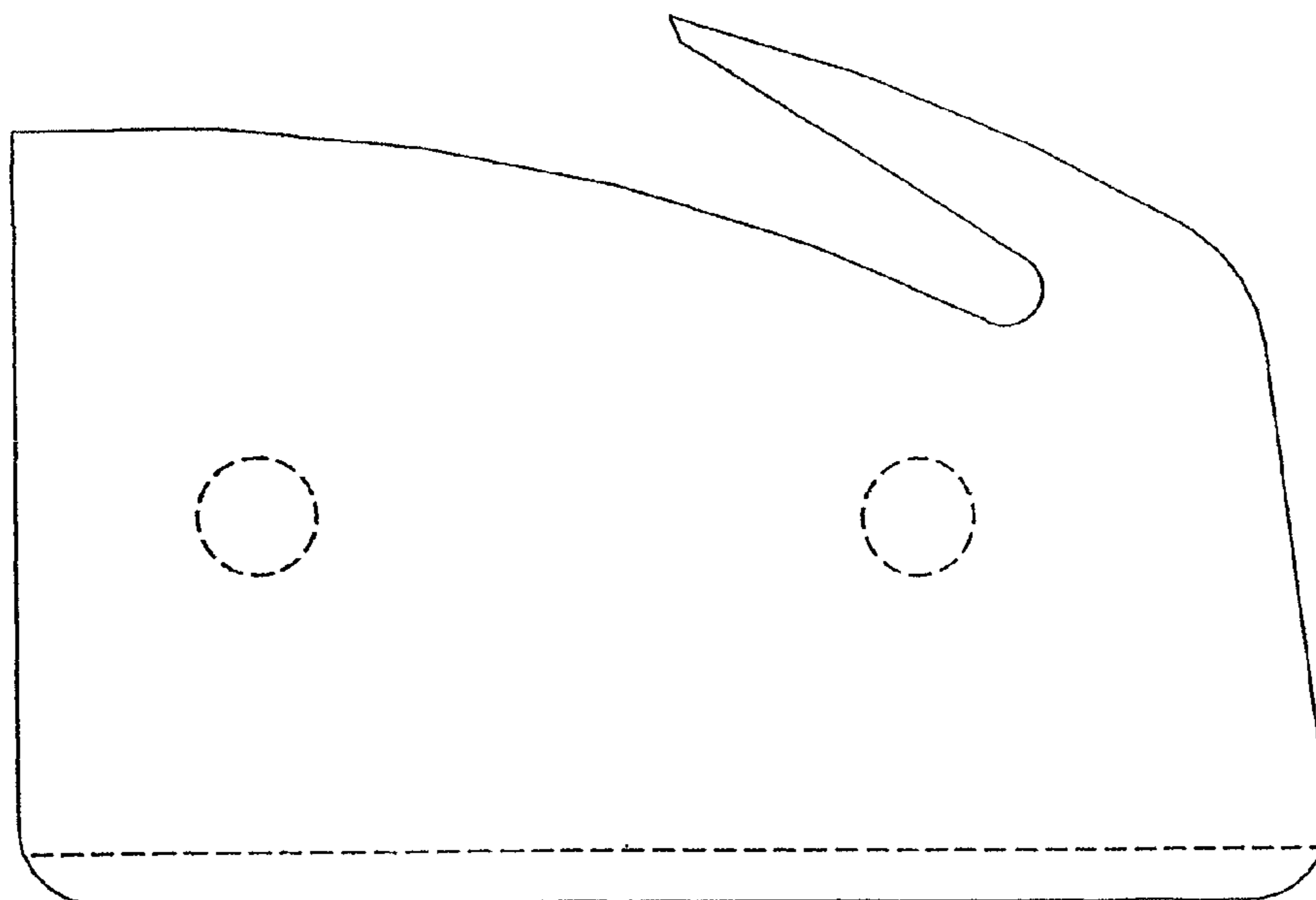
(56) **References Cited**  
U.S. PATENT DOCUMENTS  
901,016 A 10/1908 Little  
2,261,749 A 11/1941 Walsh  
2,488,734 A 11/1949 Mueller  
3,902,206 A 9/1975 Naquin  
D239,623 S \* 4/1976 Behunin ..... D22/118  
4,306,336 A 12/1981 Kovar

(57) **CLAIM**  
I claim the ornamental design for a blade, as shown and described.

**DESCRIPTION**

FIG. 1 is a top view of the blade.  
FIG. 2 is a bottom view of the blade.  
FIG. 3 is a top edge view of the blade.  
FIG. 4 is a bottom edge view of the blade.  
FIG. 5 is a left side edge view of the blade; and,  
FIG. 6 is a right side edge view of the blade.  
The features shown in broken lines depict environmental subject matter only and form no part of the claimed design.

**1 Claim, 6 Drawing Sheets**



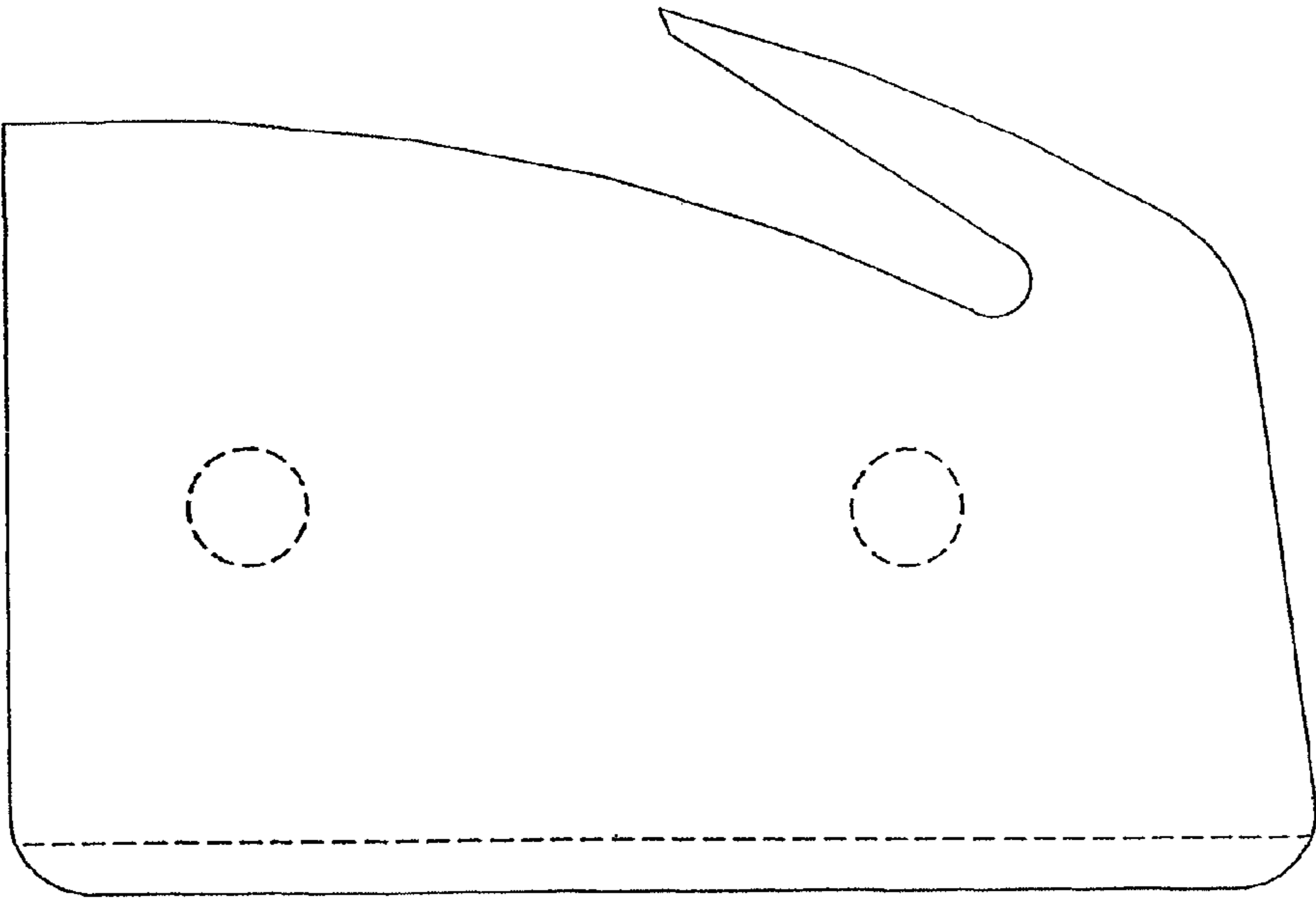


FIGURE 1

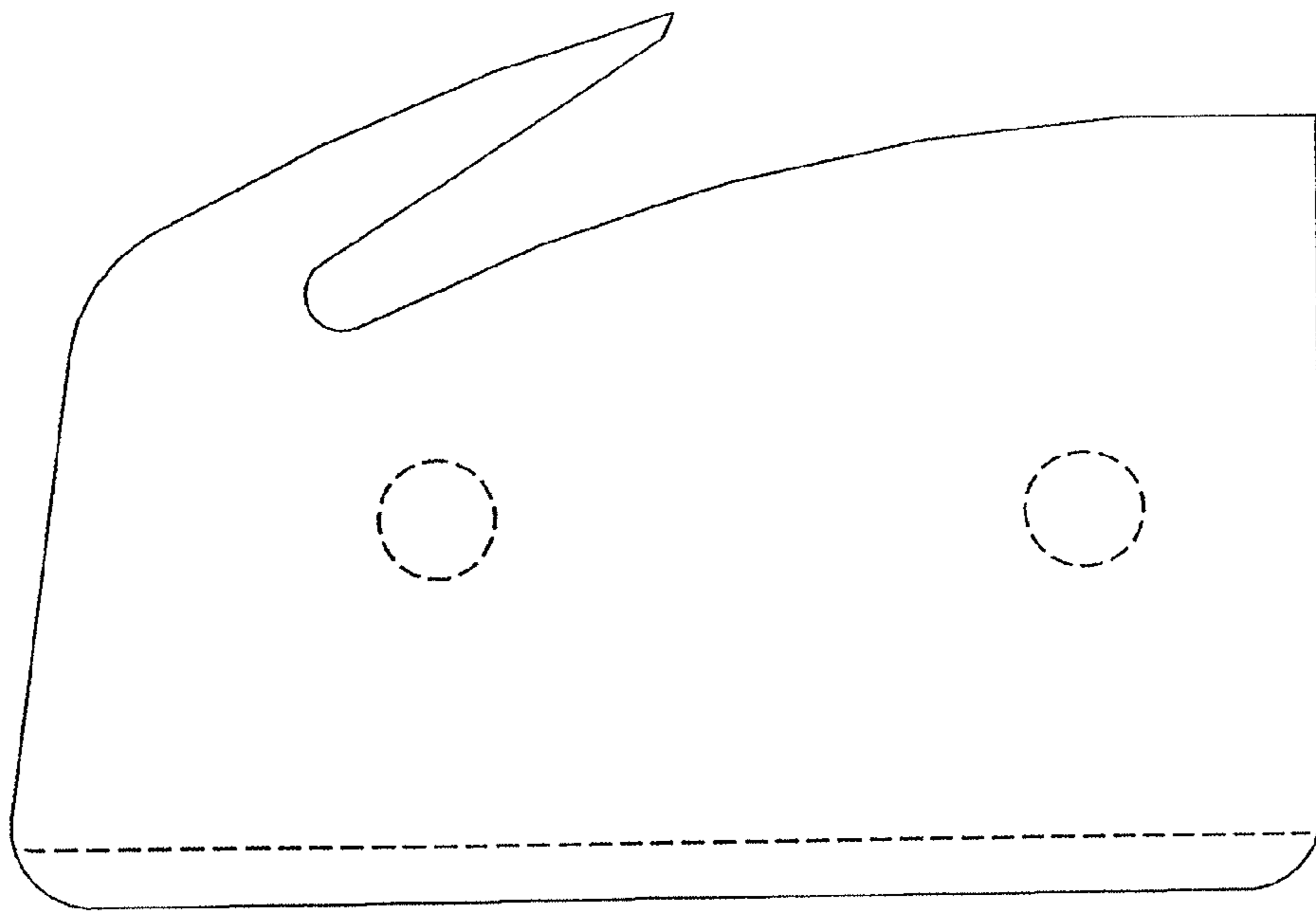


FIGURE 2




FIGURE 3




FIGURE 4




FIGURE 5




FIGURE 6