



US00D713925S

(12) **United States Design Patent**  
**Vainio**

(10) **Patent No.:** **US D713,925 S**

(45) **Date of Patent:** **\*\* Sep. 23, 2014**

(54) **FISHING LURE WITH CURVED LIP**

(71) Applicant: **Normark Innovations, Inc.**,  
Minnetonka, MN (US)

(72) Inventor: **Jukka Vainio**, Lahti (FI)

(73) Assignee: **Normark Innovations, Inc.**,  
Minnetonka, MN (US)

(\*\*) Term: **14 Years**

(21) Appl. No.: **29/477,602**

(22) Filed: **Dec. 24, 2013**

(51) **LOC (10) Cl.** ..... **22-05**

(52) **U.S. Cl.**  
USPC ..... **D22/133**

(58) **Field of Classification Search**  
CPC ..... A01K 85/00; A01K 85/005; A01K 83/02;  
A01K 85/18; A01K 85/16  
USPC ..... D22/126-133; 43/42.09, 42.22, 42.43,  
43/42.44, 42.28, 42.45, 42.08, 42.06, 42.4,  
43/17.6

See application file for complete search history.

(56) **References Cited**

**U.S. PATENT DOCUMENTS**

2,499,718	A	3/1950	Boshears	
D252,523	S	7/1979	Dake	
D296,811	S *	7/1988	Cordell, Jr.	D22/133
D299,264	S *	1/1989	Bagley, Sr.	D22/133
D435,082	S	12/2000	Tsutsumi	
7,107,719	B1 *	9/2006	Scott	43/42.09
D621,469	S *	8/2010	Dennison et al.	D22/133
7,913,444	B2 *	3/2011	Forkan et al.	43/42.43

8,028,464	B2 *	10/2011	Smith et al.	43/42.09
D668,736	S	10/2012	Ito	
D676,102	S	2/2013	Cook, Jr. et al.	
D676,103	S	2/2013	Cook, Jr. et al.	
D676,519	S	2/2013	Cook, Jr. et al.	
D676,521	S *	2/2013	Cook et al.	D22/133
D679,362	S *	4/2013	Vedder	D22/133
D692,521	S *	10/2013	Vainio	D22/133

**OTHER PUBLICATIONS**

“Salmo Whacky”. salmo.com.pl. Retrieved Jun. 17, 2013 from <http://www.salmo.com.pl/en/whacky/>.

\* cited by examiner

*Primary Examiner* — Catheri Oliver-Garcia

(74) *Attorney, Agent, or Firm* — Dority & Manning, P.A.

(57) **CLAIM**

The ornamental design for a fishing lure with curved lip, as shown and described.

**DESCRIPTION**

FIG. 1 is a perspective view of the fishing lure according to the present invention.

FIG. 2 is a side view of the fishing lure illustrated in FIG. 1.

FIG. 3 is another side view of the fishing lure illustrated in FIG. 1.

FIG. 4 is top view of the fishing lure illustrated in FIG. 1.

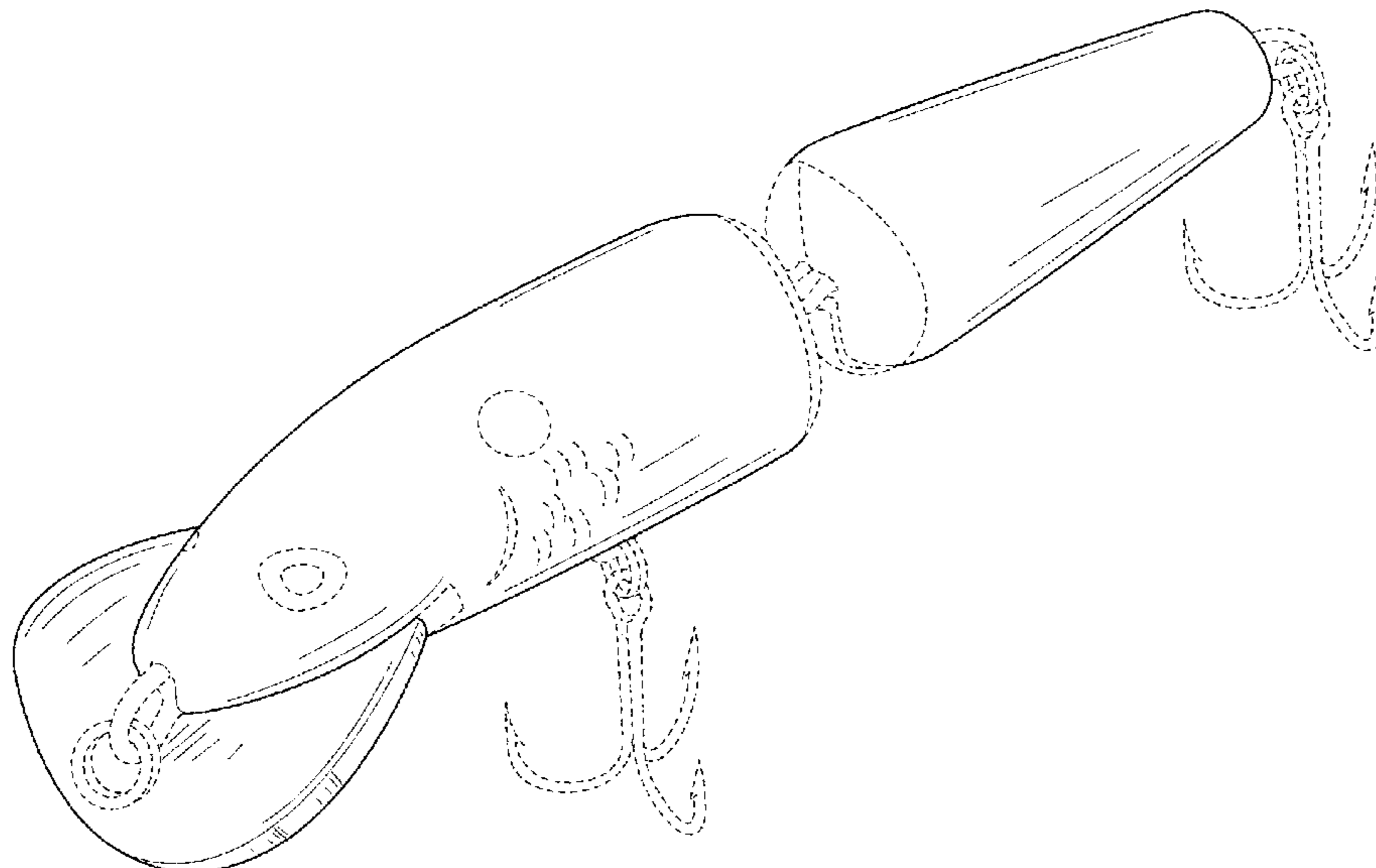
FIG. 5 is bottom view of the fishing lure illustrated in FIG. 1.

FIG. 6 is a front view of the fishing lure illustrated in FIG. 1; and,

FIG. 7 is a rear view of the fishing lure illustrated in FIG. 1.

The surface shading and broken lines shown in FIGS. 1-7 represent portions of the fishing lure with curved lip that form no part of the claimed design.

**1 Claim, 4 Drawing Sheets**



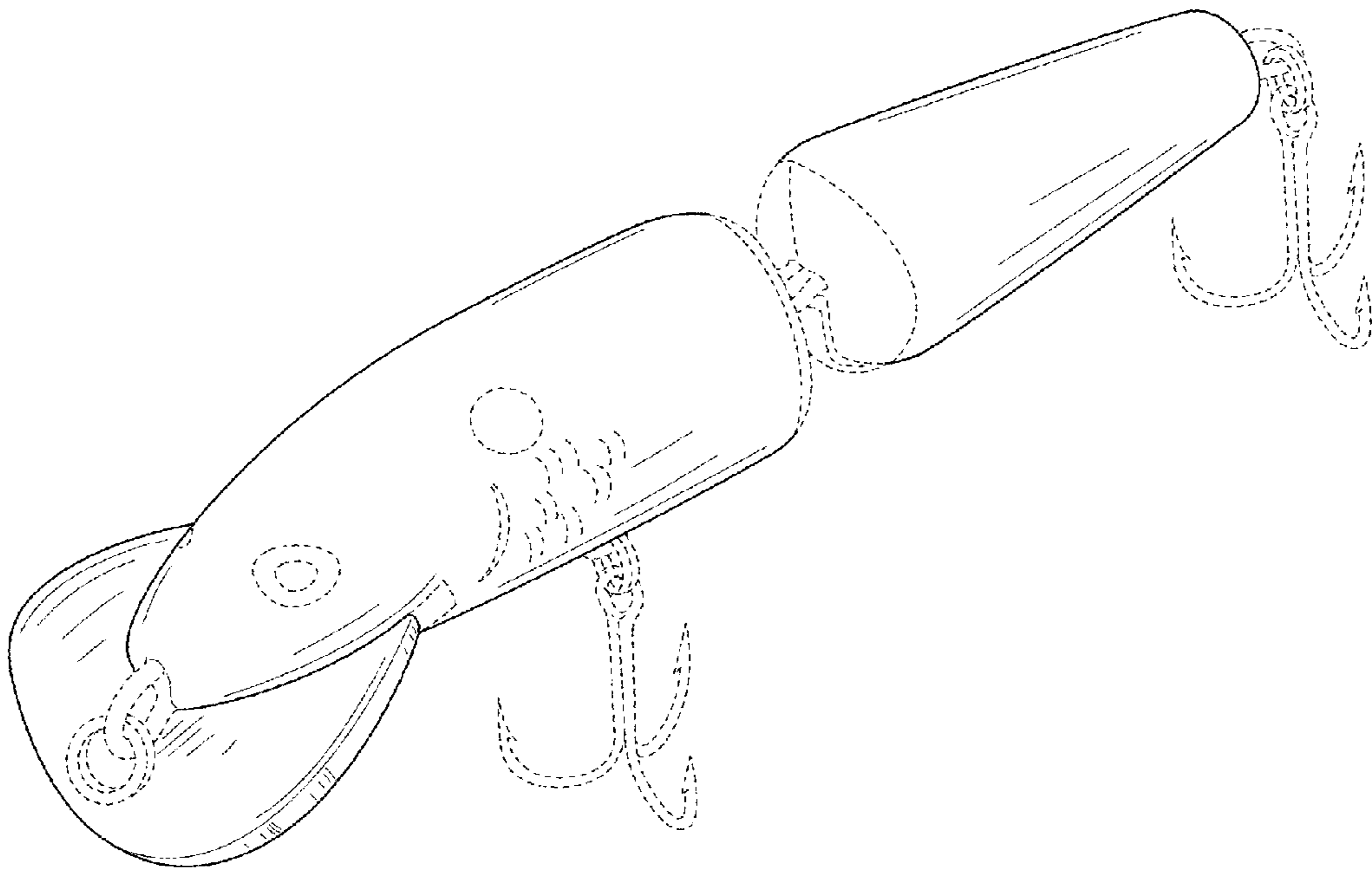


FIG. 1

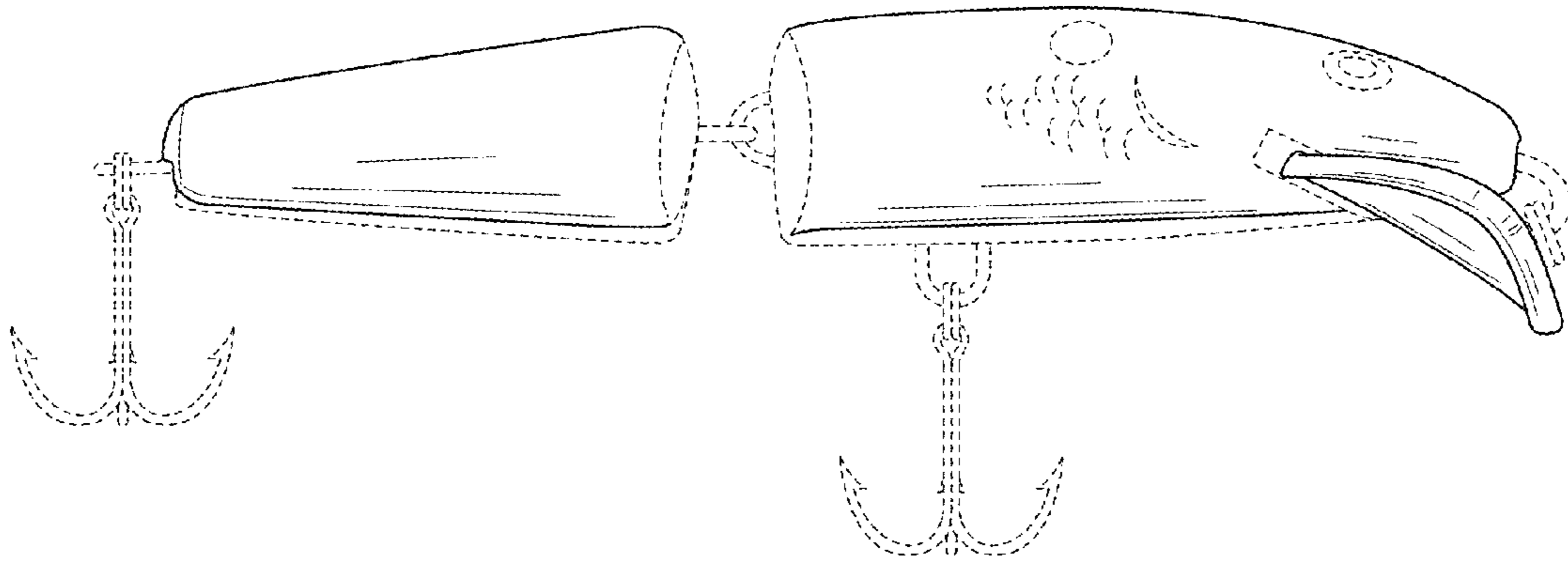


FIG. 2

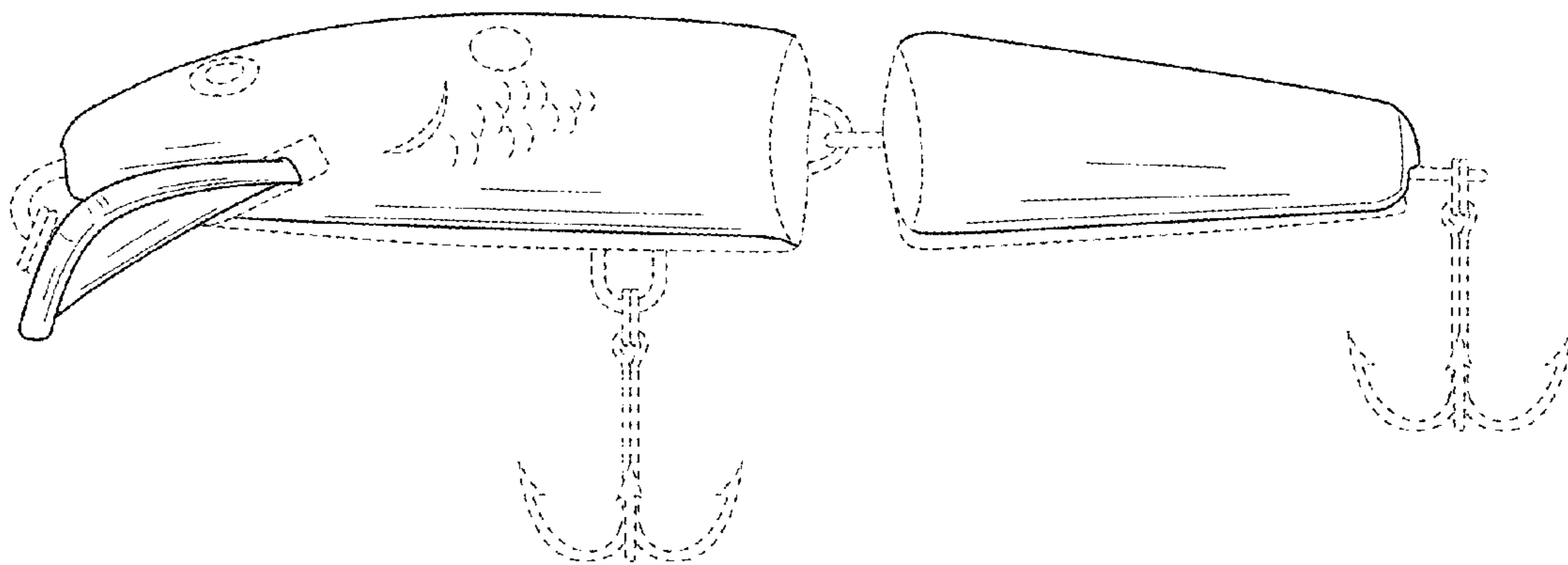


FIG. 3

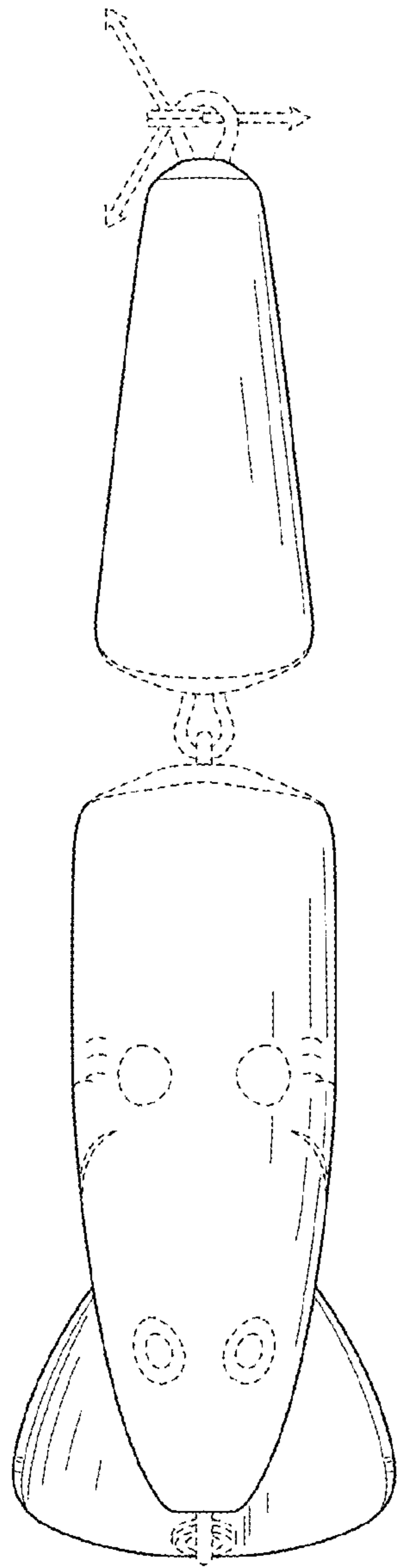


FIG. 4

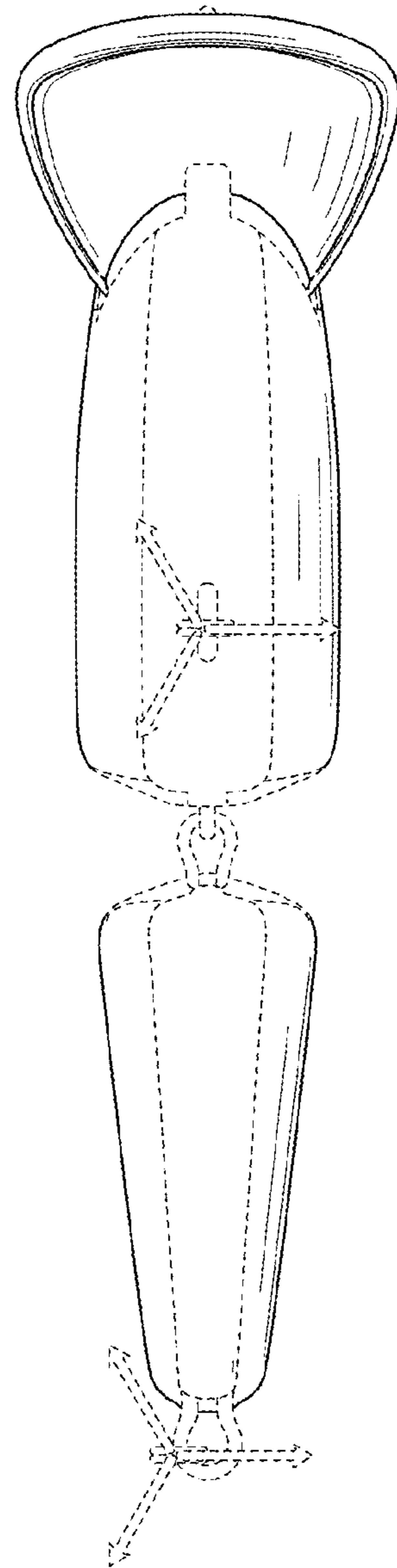
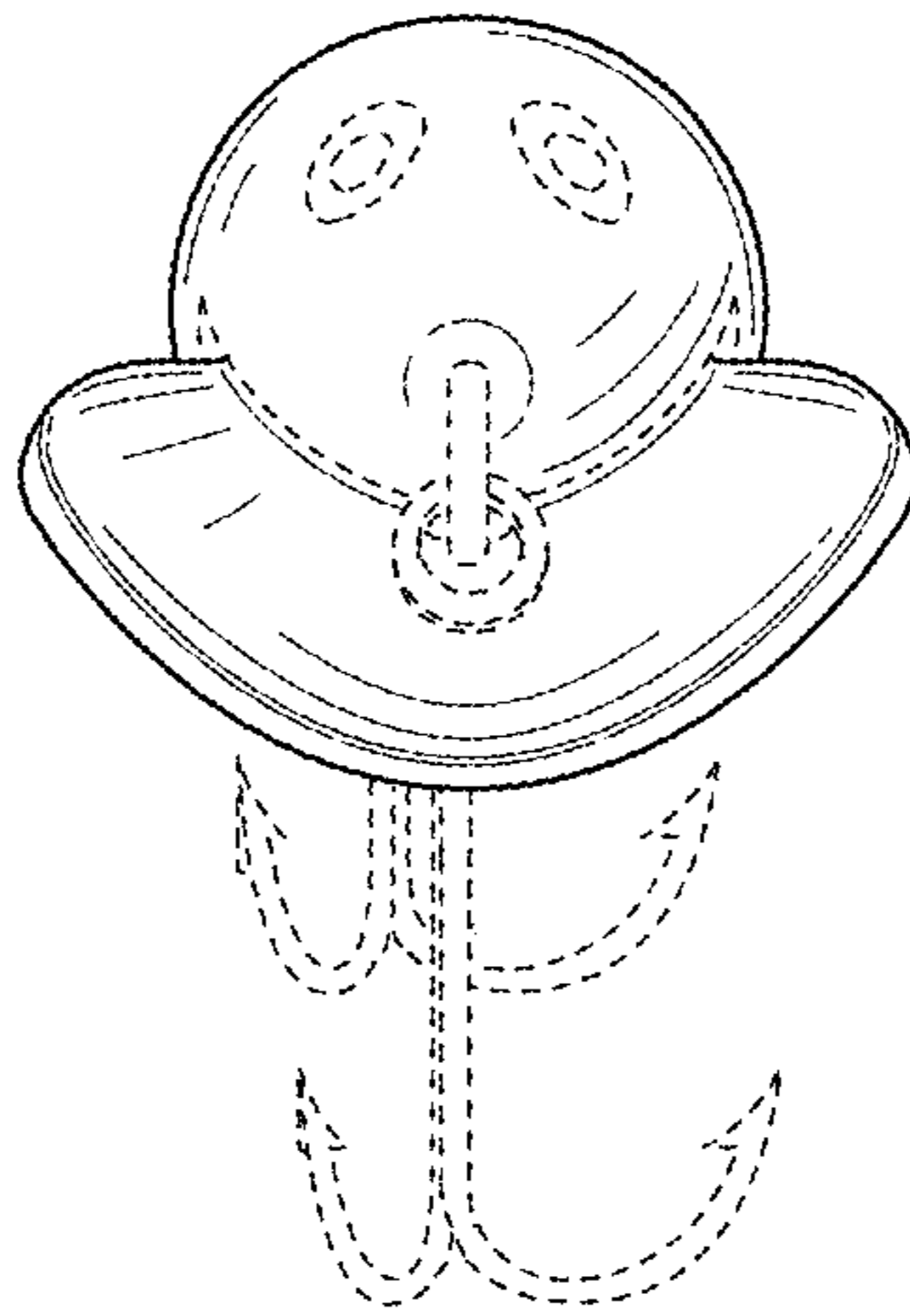
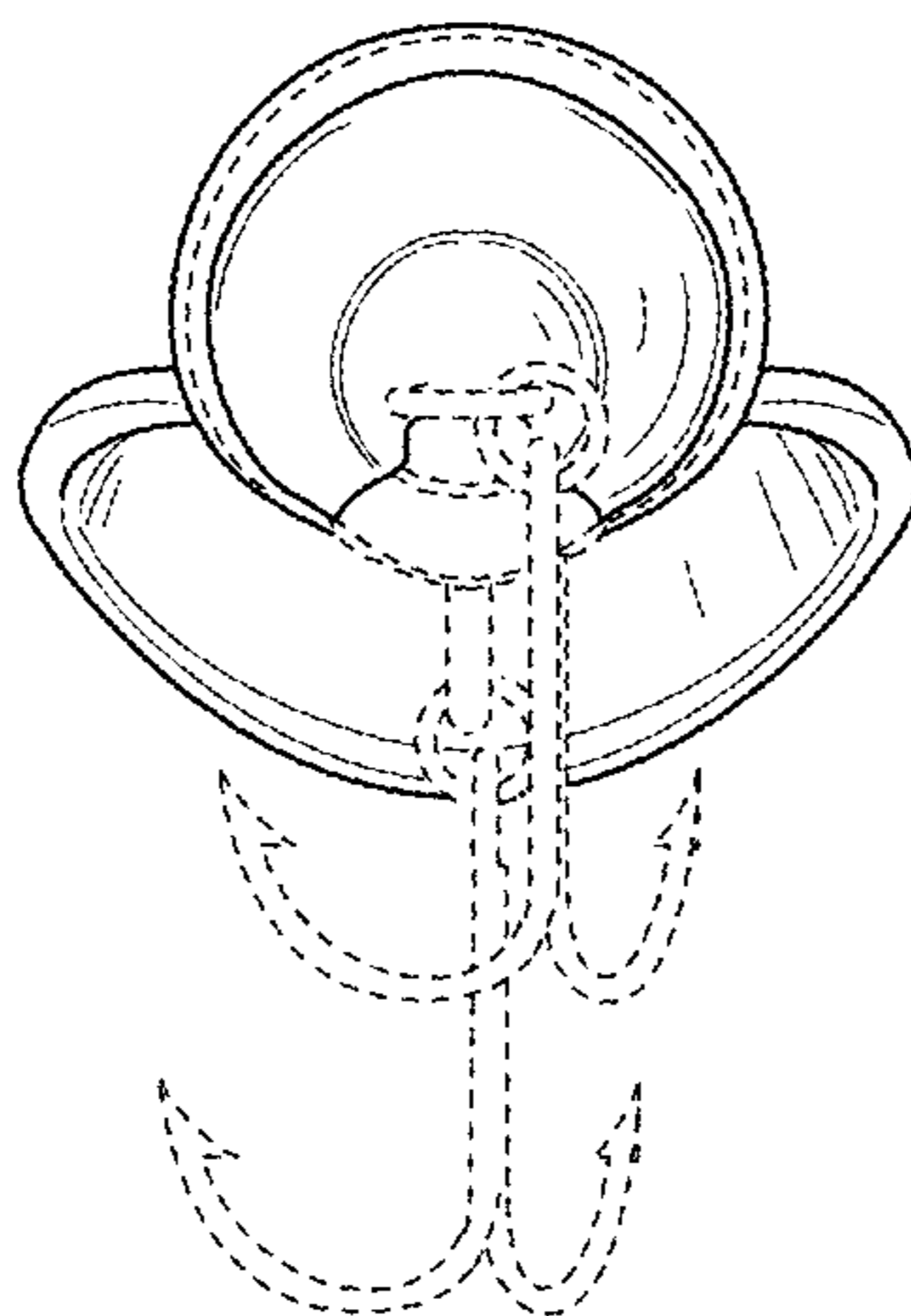


FIG. 5



**FIG. 6**



**FIG. 7**