



US00D713918S

(12) **United States Design Patent**  
**Brodhead**

(10) **Patent No.:** **US D713,918 S**

(45) **Date of Patent:** **\*\* Sep. 23, 2014**

(54) **PADDLE BOARD**

(71) Applicant: **Bob Brodhead**, Palm Harbour, FL (US)

(72) Inventor: **Bob Brodhead**, Palm Harbour, FL (US)

(\*\*) Term: **14 Years**

(21) Appl. No.: **29/449,413**

(22) Filed: **Mar. 15, 2013**

(51) **LOC (10) Cl.** ..... **21-01**

(52) **U.S. Cl.**  
USPC ..... **D21/769**

(58) **Field of Classification Search**  
USPC ..... D21/684-685, 760-761, 765-766,  
D21/768-777, 778; 114/253, 345-346;  
441/74-75; 472/128-129; D12/5, 6,  
D12/316; 280/601, 609, 637, 11.36  
See application file for complete search history.

(56) **References Cited**

U.S. PATENT DOCUMENTS

D283,531	S	*	4/1986	Smith	.....	D21/769
D305,145	S	*	12/1989	Shanelec	.....	D21/769
D305,349	S	*	1/1990	Shanelec	.....	D21/769
D323,691	S		2/1992	Olson		
5,460,558	A	*	10/1995	Woodstock	.....	441/74
D398,693	S	*	9/1998	Drinkwine	.....	D21/801
5,816,876	A	*	10/1998	Hamilton	.....	441/74
D428,459	S		7/2000	Broz et al.		
D455,186	S	*	4/2002	Koester	.....	D21/769

D473,823	S		4/2003	McKee et al.		
D503,206	S	*	3/2005	Debold	.....	D21/769
6,863,583	B2	*	3/2005	Takahashi	.....	441/74
D527,781	S		9/2006	Walden		
7,226,329	B2	*	6/2007	Railey	.....	441/74
D607,524	S	*	1/2010	Marciano	.....	D21/769
D662,164	S		6/2012	Morrelli et al.		
D673,233	S	*	12/2012	Baggett	.....	D21/769

\* cited by examiner

*Primary Examiner* — Zenia Bennett

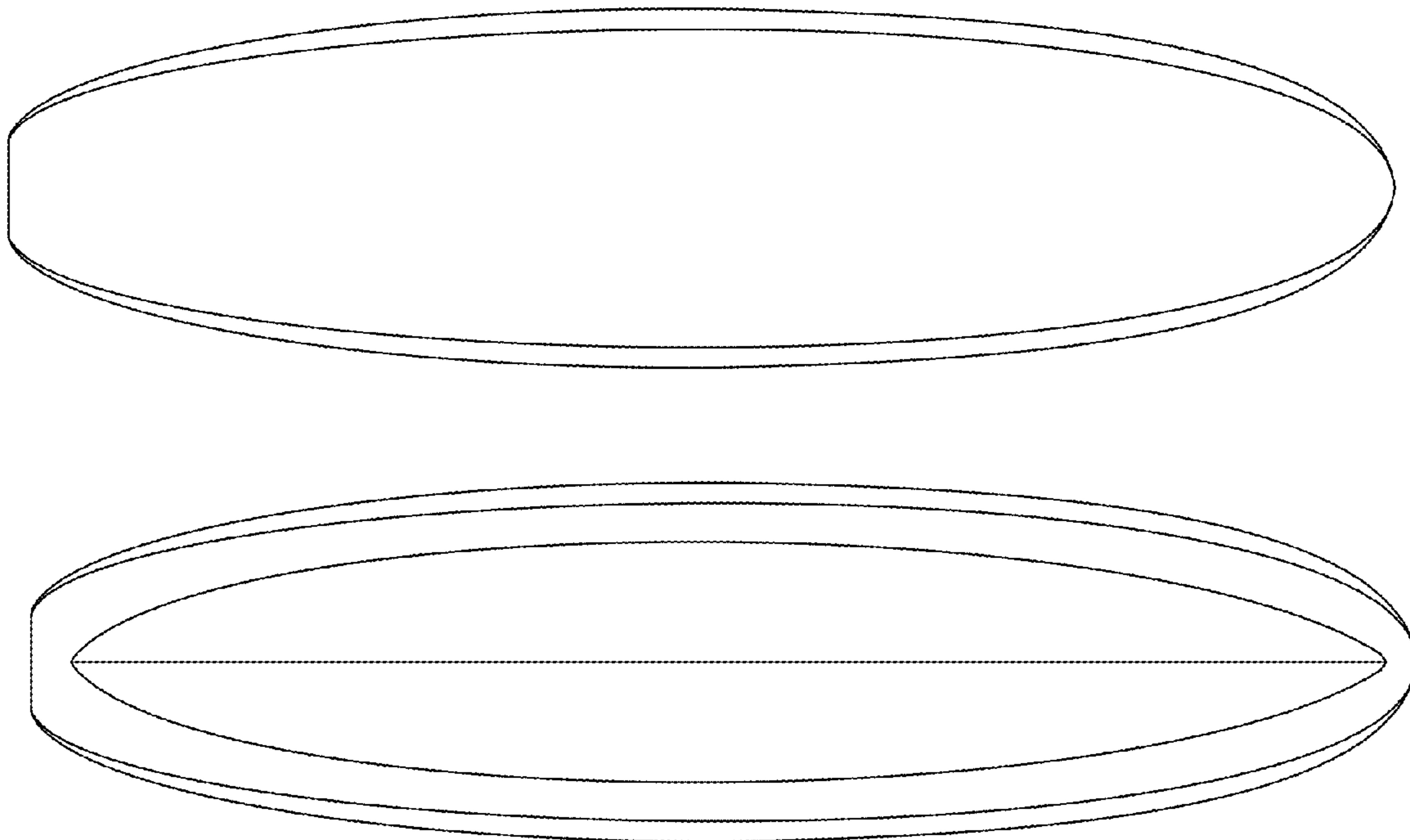
(57) **CLAIM**


The ornamental design for a paddle board, as shown and described.

**DESCRIPTION**


FIG. 1 illustrates a side view of the paddle board design; FIG. 2 illustrates a perspective top/side view of the paddle board design; FIG. 3 illustrates a top view the paddle board design; FIG. 4 illustrates a bottom view of a paddle board; FIG. 5 illustrates a front view of the paddle board design; FIG. 6 illustrates a perspective front view of the paddle board design; FIG. 7 illustrates a back view of the paddle board design; and, FIG. 8 illustrates a perspective back view of the paddle board design.

**1 Claim, 4 Drawing Sheets**






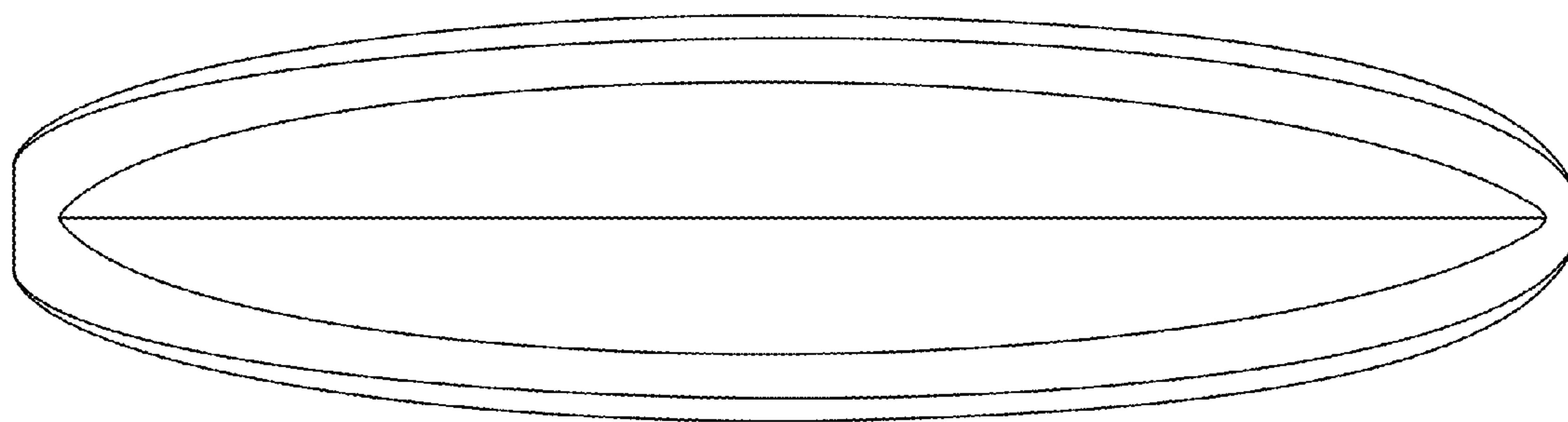
*FIG. 1*



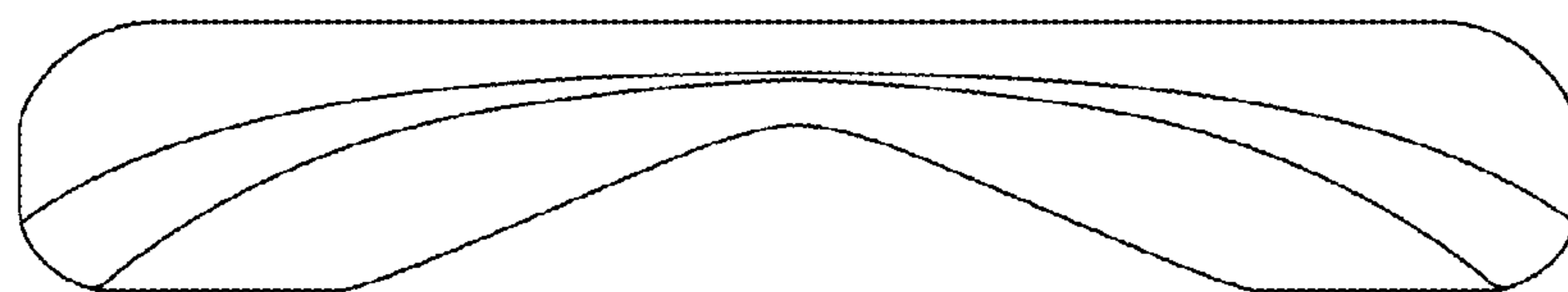
*FIG. 2*




*FIG. 3*



*FIG. 4*



**FIG. 5**



**FIG. 6**

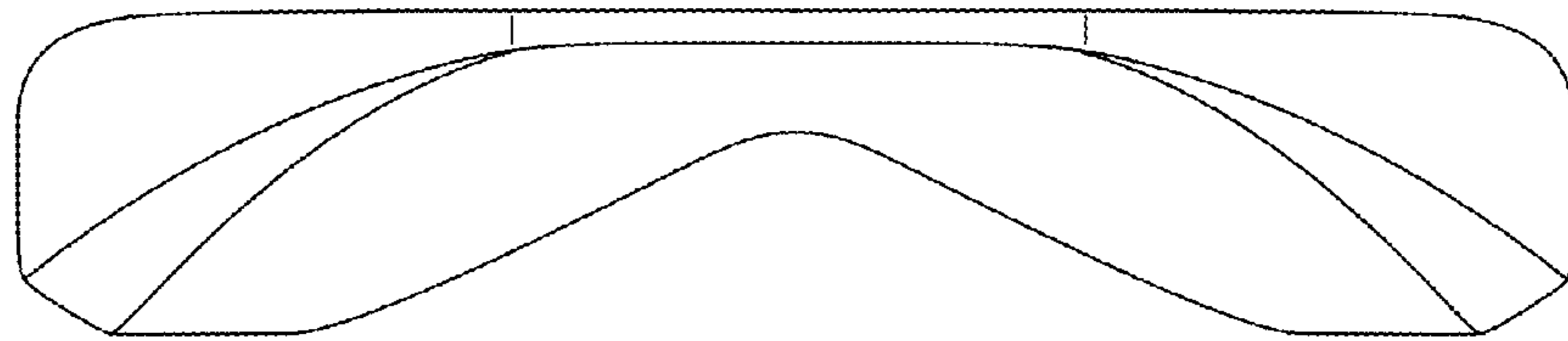


FIG. 7

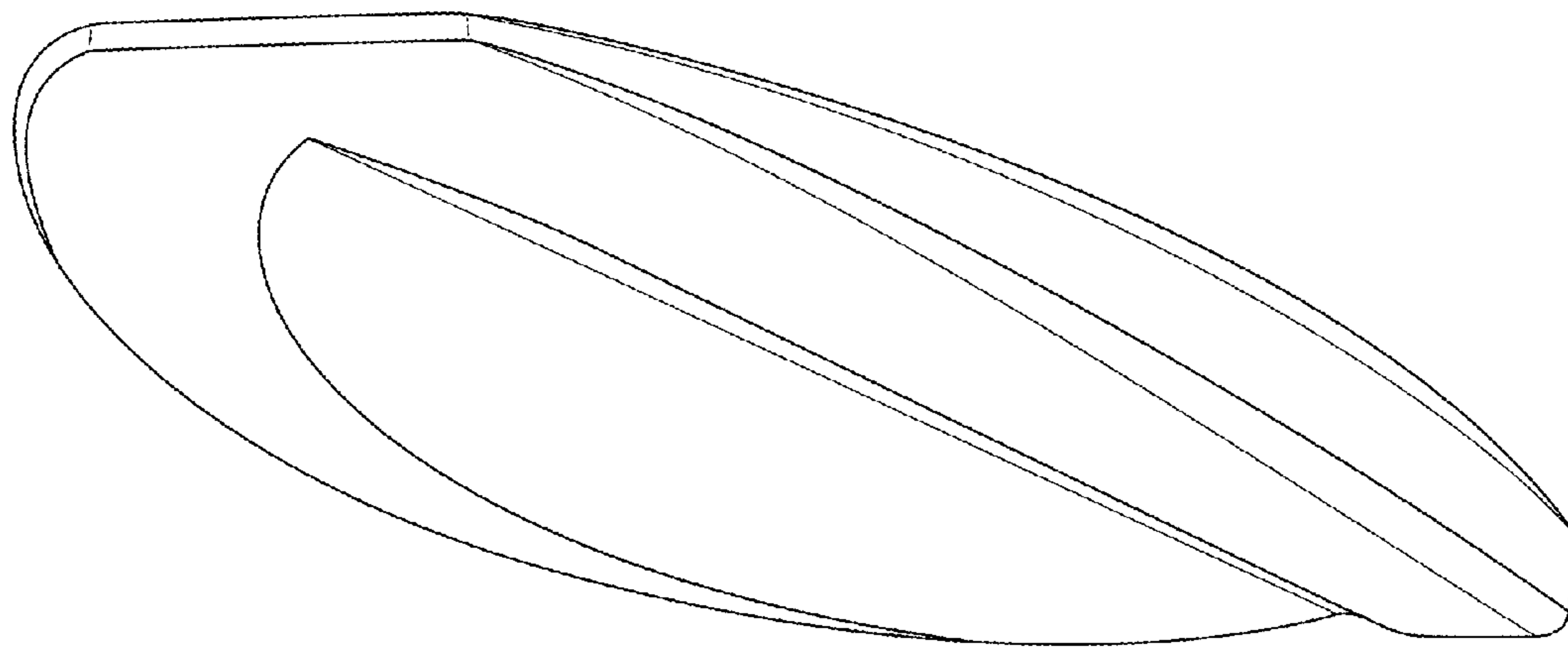


FIG. 8