



US00D713857S

(12) **United States Design Patent**
Chand et al.

(10) **Patent No.:** **US D713,857 S**

(45) **Date of Patent:** **** Sep. 23, 2014**

(54) **DISPLAY SCREEN WITH GRAPHICAL USER INTERFACE**

(56) **References Cited**

U.S. PATENT DOCUMENTS

(71) Applicant: **Microsoft Corporation**, Redmond, WA (US)

D581,941 S	12/2008	Melander et al.	
D644,654 S	9/2011	Maitlen et al.	
D654,505 S	2/2012	Naranjo et al.	
D664,979 S *	8/2012	Barcheck et al.	D14/487
D669,908 S *	10/2012	Shallcross et al.	D14/486
D670,722 S *	11/2012	Yang et al.	D14/486
D677,269 S *	3/2013	Scott et al.	D14/486
D683,738 S *	6/2013	Wujcik et al.	D14/485
D684,159 S *	6/2013	Wujcik et al.	D14/485
D692,906 S *	11/2013	Coudron	D14/486
D708,204 S *	7/2014	Pasceri et al.	D14/487
2004/0135809 A1 *	7/2004	Lehman	345/767

(72) Inventors: **Rajeev Kumar Chand**, Seattle, WA (US); **Brook John Durant**, Bellevue, WA (US); **Feridoon Malekzadeh**, Seattle, WA (US)

(73) Assignee: **Microsoft Corporation**, Redmond, WA (US)

* cited by examiner

(**) Term: **14 Years**

Primary Examiner — Cynthia Underwood

(21) Appl. No.: **29/435,521**

(74) *Attorney, Agent, or Firm* — Banner & Witcoff, Ltd.

(22) Filed: **Oct. 24, 2012**

(51) **LOC (10) Cl.** **14-04**

(52) **U.S. Cl.**
USPC **D14/487**

(58) **Field of Classification Search**
USPC D14/485, 487-493, 467; 715/810, 835, 715/836, 837, 839, 840, 846, 847, 700, 716, 715/728; D20/11, 28; 482/8, 9; 717/105, 717/108, 109; 703/3; 345/420, 440.1; 368/223, 225

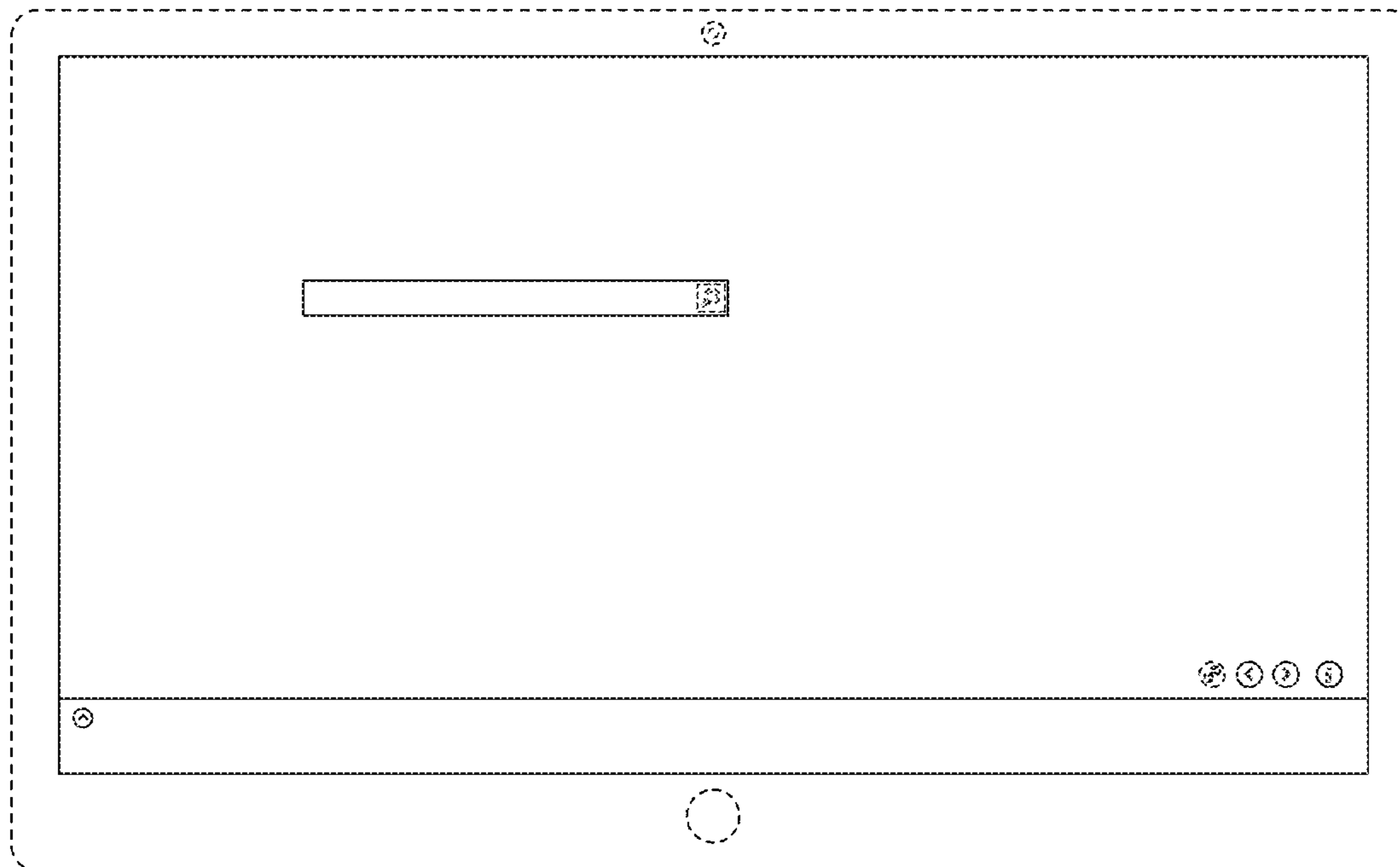
See application file for complete search history.

(57) **CLAIM**
The ornamental design for a display screen with graphical user interface, as shown and described.

DESCRIPTION

FIG. 1 is a front view of a display screen with graphical user interface showing our new design; and, FIG. 2 is a front view of the display screen with graphical user interface of FIG. 1 shown within a disclaimed environment. The broken line showing of the remainder of the user interface and display screen is for environmental purposes only and forms no part of the claimed design.

1 Claim, 2 Drawing Sheets



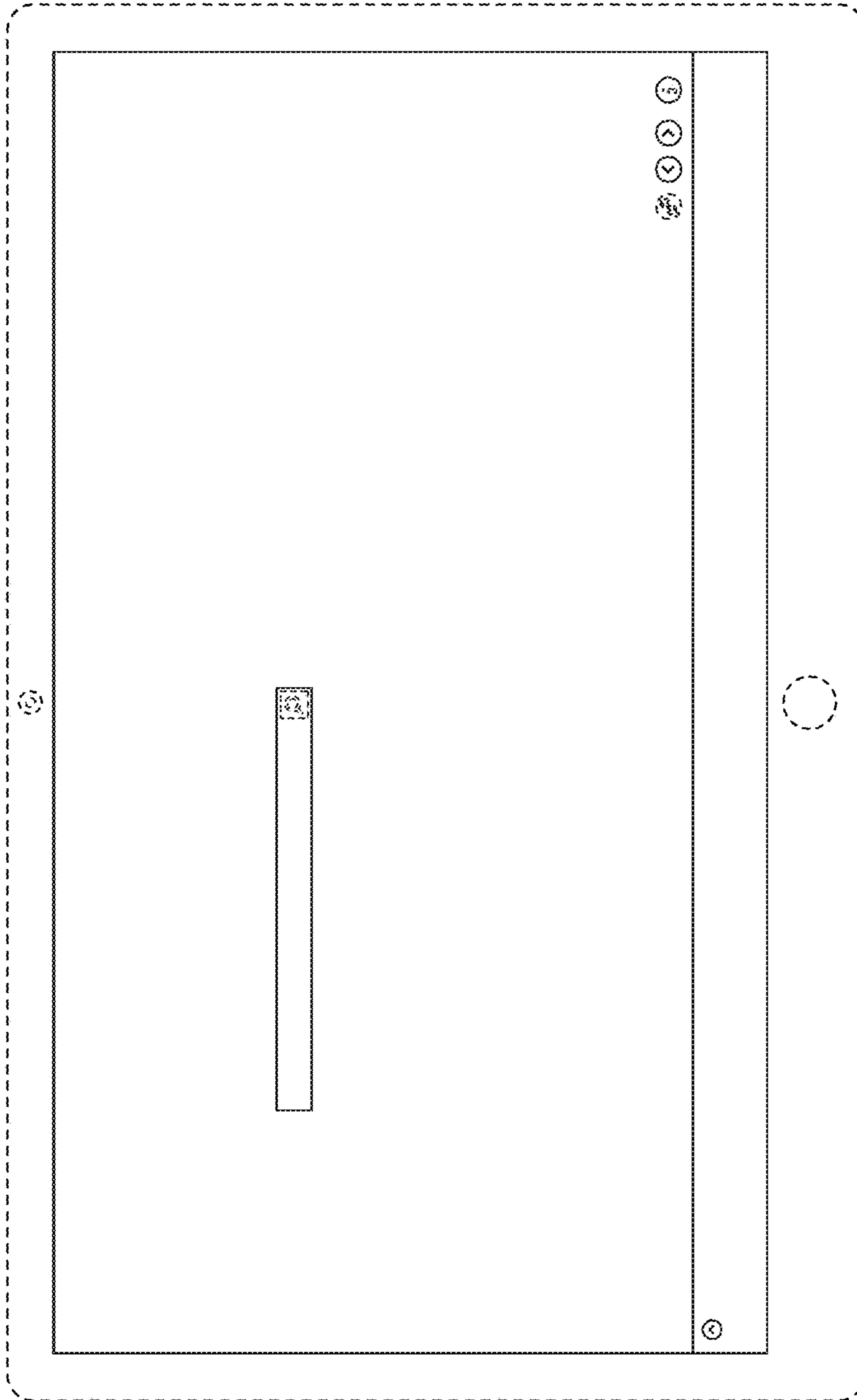


FIG. 1

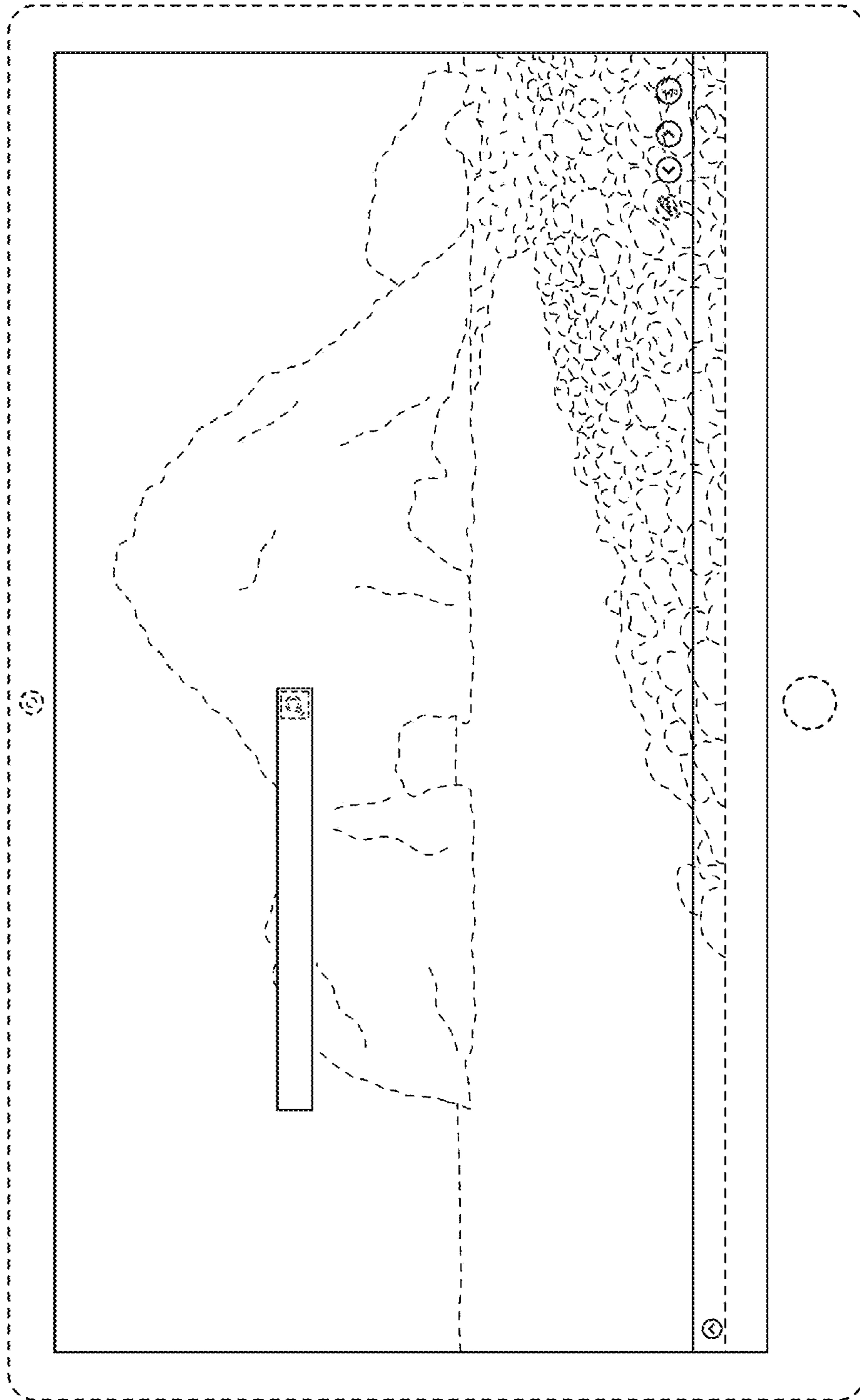


FIG. 2