



US00D713849S

(12) **United States Design Patent**  
**Kirwer et al.**

(10) **Patent No.:** **US D713,849 S**

(45) **Date of Patent:** **\*\* Sep. 23, 2014**

(54) **ELECTRONIC DEVICE MOUNT**

(71) Applicants: **Brian M. Kirwer**, Vincennes, IN (US);  
**Brittney D. Kirwer**, Vincennes, IN (US)

(72) Inventors: **Brian M. Kirwer**, Vincennes, IN (US);  
**Brittney D. Kirwer**, Vincennes, IN (US)

(\*\*) Term: **14 Years**

(21) Appl. No.: **29/455,366**

(22) Filed: **May 20, 2013**

(51) **LOC (10) Cl.** ..... **08-07**

(52) **U.S. Cl.**  
USPC ..... **D14/447**; D12/416

(58) **Field of Classification Search**  
USPC ..... D14/137, 140, 140.8, 142, 204, 209.1,  
D14/217, 221, 243–256, 434, 440, 444–447,  
D14/238.1; D8/400–404, 499; D2/861;  
D3/215, 218, 304, 269; D6/467, 300,  
D6/310, 553–574; D25/318; 292/342, 343;  
248/188.2; D12/415, 411, 416;  
D19/87, 90; 348/373, 376; 455/573,  
455/575.1, 575.9  
See application file for complete search history.

(56) **References Cited**

**U.S. PATENT DOCUMENTS**

1,781,600 A \* 11/1930 Quisling ..... 297/395  
D346,495 S \* 5/1994 Morrissey ..... D3/218  
5,535,928 A \* 7/1996 Herring ..... 224/250  
5,668,869 A \* 9/1997 Zinno ..... 379/449  
D431,019 S \* 9/2000 Richter ..... D12/426.1

D440,760 S \* 4/2001 Joseph et al. .... D3/218  
D484,875 S \* 1/2004 Higgins ..... D14/253  
D515,806 S \* 2/2006 Rice ..... D3/218  
D524,042 S \* 7/2006 Lavine ..... D3/218  
D537,772 S \* 3/2007 Martin ..... D12/416  
D541,042 S \* 4/2007 Andre et al. .... D3/218  
D607,198 S \* 1/2010 Andre et al. .... D3/218  
D623,404 S \* 9/2010 Andre et al. .... D3/218  
D628,375 S \* 12/2010 Andre et al. .... D3/218  
D658,113 S \* 4/2012 Henderson ..... D12/416  
D666,409 S \* 9/2012 Andre et al. .... D3/218  
D670,295 S \* 11/2012 Prescott et al. .... D14/447  
D677,252 S \* 3/2013 Baum et al. .... D14/253  
D683,691 S \* 6/2013 Rowsey ..... D12/416  
D689,477 S \* 9/2013 Baum et al. .... D14/253  
D692,435 S \* 10/2013 Bremenkamp ..... D14/447  
D692,899 S \* 11/2013 Bremenkamp ..... D14/447  
D693,825 S \* 11/2013 Weckert ..... D14/447  
2010/0140426 A1 \* 6/2010 Bennett ..... 248/205.1  
2013/0181492 A1 \* 7/2013 Prescott et al. .... 297/217.1

\* cited by examiner

*Primary Examiner* — Susan Bennett Hattan

*Assistant Examiner* — Janice Hallmark

(74) *Attorney, Agent, or Firm* — Gary K. Price

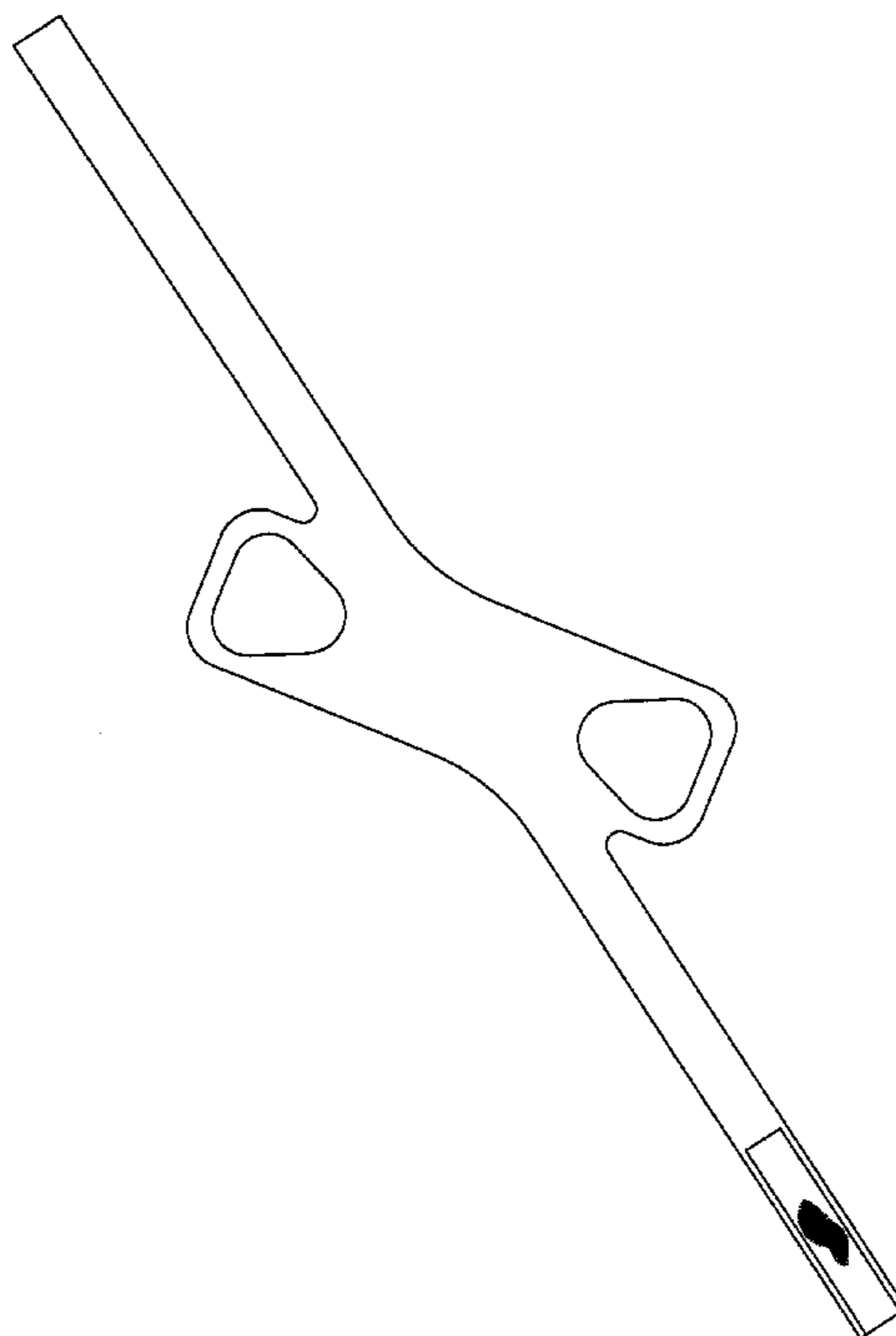
(57) **CLAIM**

The ornamental design for an electronic device mount, as shown and described.

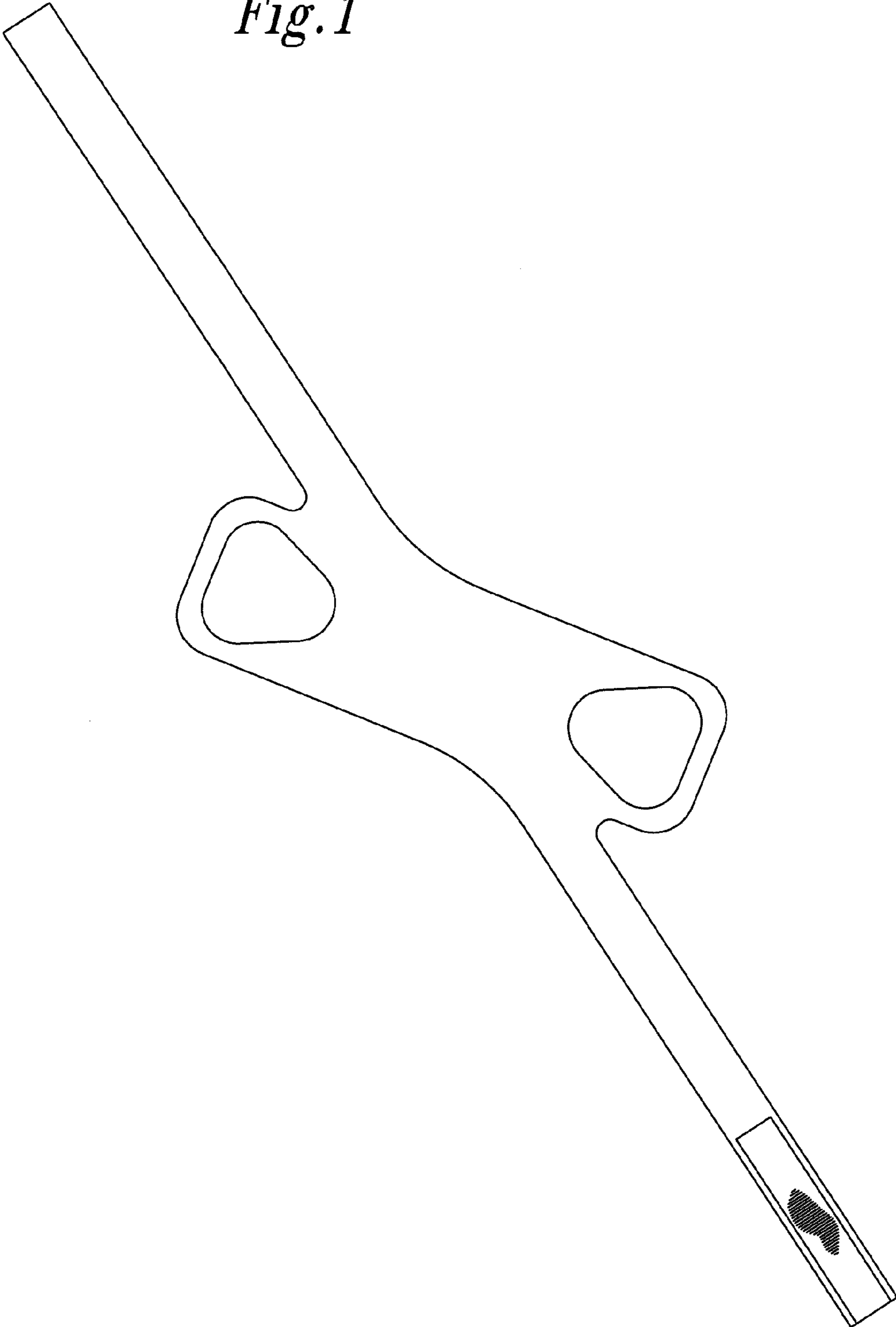
**DESCRIPTION**

FIG. 1 is a front elevational view of an electronic device mount showing my new design;  
FIG. 2 is a rear elevational view thereof; and,  
FIG. 3 is a side view thereof.

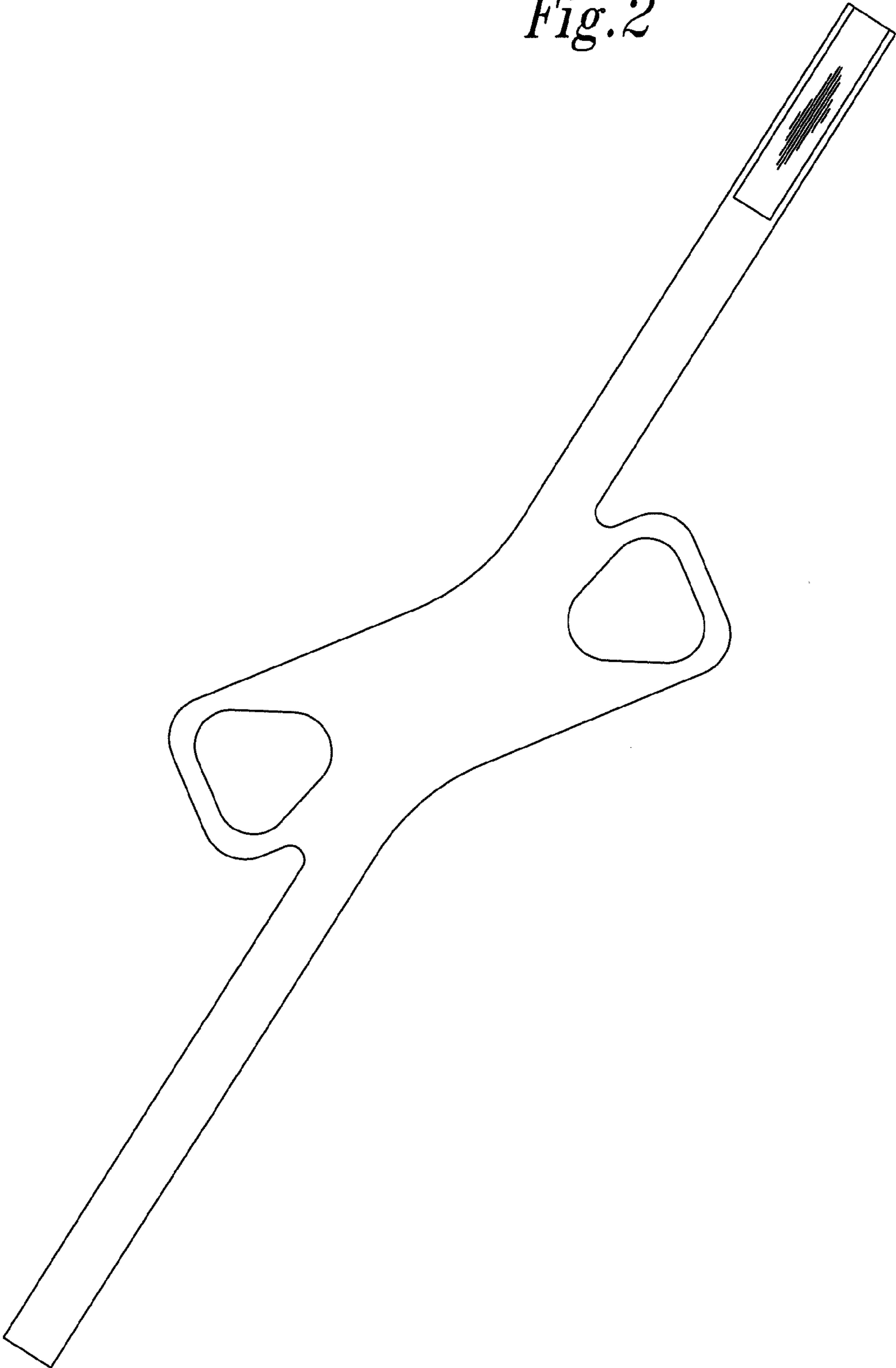
**1 Claim, 3 Drawing Sheets**



*Fig. 1*



*Fig. 2*



*Fig. 3*

