

US00D713842S

(12) **United States Design Patent**
Myung et al.

(10) **Patent No.:** **US D713,842 S**

(45) **Date of Patent:** **** Sep. 23, 2014**

(54) **TABLET PC**

(56) **References Cited**

(71) Applicant: **Samsung Electronics Co., Ltd.**,
Suwon-si (KR)

(72) Inventors: **Ji-Eun Myung**, Seoul (KR); **Son-Young Lee**, Seoul (KR); **Won-Suk Chung**,
Seoul (KR); **Sang-Won Yoon**, Seoul
(KR)

(73) Assignee: **Samsung Electronics Co., Ltd.**,
Suwon-si (KR)

U.S. PATENT DOCUMENTS

D436,951	S	*	1/2001	Andresen	D14/336
D593,091	S	*	5/2009	Behar et al.	D14/371
D611,467	S	*	3/2010	Gou	D14/315
D659,693	S	*	5/2012	TerMeer et al.	D14/342
D664,144	S	*	7/2012	Akana et al.	D14/389
D678,272	S	*	3/2013	Groene et al.	D14/345
D688,237	S	*	8/2013	Paulhac et al.	D14/315
D691,132	S	*	10/2013	Sharma et al.	D14/341
D696,254	S	*	12/2013	Groene et al.	D14/345
2007/0097087	A1	*	5/2007	Homer et al.	345/173
2014/0063710	A1	*	3/2014	Myung	361/679.4

(**) Term: **14 Years**

* cited by examiner

(21) Appl. No.: **29/446,911**

Primary Examiner — Barbara Fox

(22) Filed: **Feb. 28, 2013**

(74) *Attorney, Agent, or Firm* — NSIP Law

(30) **Foreign Application Priority Data**

Aug. 29, 2012 (KR) 30-2012-0041439

(51) **LOC (10) Cl.** **14-04**

(52) **U.S. Cl.**
USPC **D14/341**; D14/346

(58) **Field of Classification Search**
USPC D14/341–347, 137, 138 R, 138 AA,
D14/138 C, 138 G, 496, 203.1, 203.3, 203.4,
D14/203.7, 129, 130, 147, 218, 248, 389,
D14/388, 426, 420; D10/65, 104.1;
D18/6–7; D21/324, 329, 330;
455/556.1, 556.2, 566, 575.1, 90.3;
379/433.04, 433.01, 433.06, 916;
345/173, 901, 905; 361/679.26, 679.3,
361/679.55, 679.56

See application file for complete search history.

(57) **CLAIM**
The ornamental design for a tablet PC, as shown and described.

DESCRIPTION

FIG. 1 is a front perspective view of a tablet PC;
FIG. 2 is a front view of the tablet PC of FIG. 1;
FIG. 3 is a rear view of the tablet PC of FIG. 1;
FIG. 4 is a left-side view of the tablet PC of FIG. 1;
FIG. 5 is a right-side view of the tablet PC of FIG. 1;
FIG. 6 is a top plan view of the tablet PC of FIG. 1;
FIG. 7 is a bottom plan view of the tablet PC of FIG. 1; and,
FIG. 8 is a bottom perspective view of the tablet PC of FIG. 1,
showing the tablet PC sliding on an unclaimed keyboard.
Features shown in broken lines in FIGS. 1, 2, 3, 4, 5, 7, and 8,
form no part of the claimed design.

1 Claim, 6 Drawing Sheets

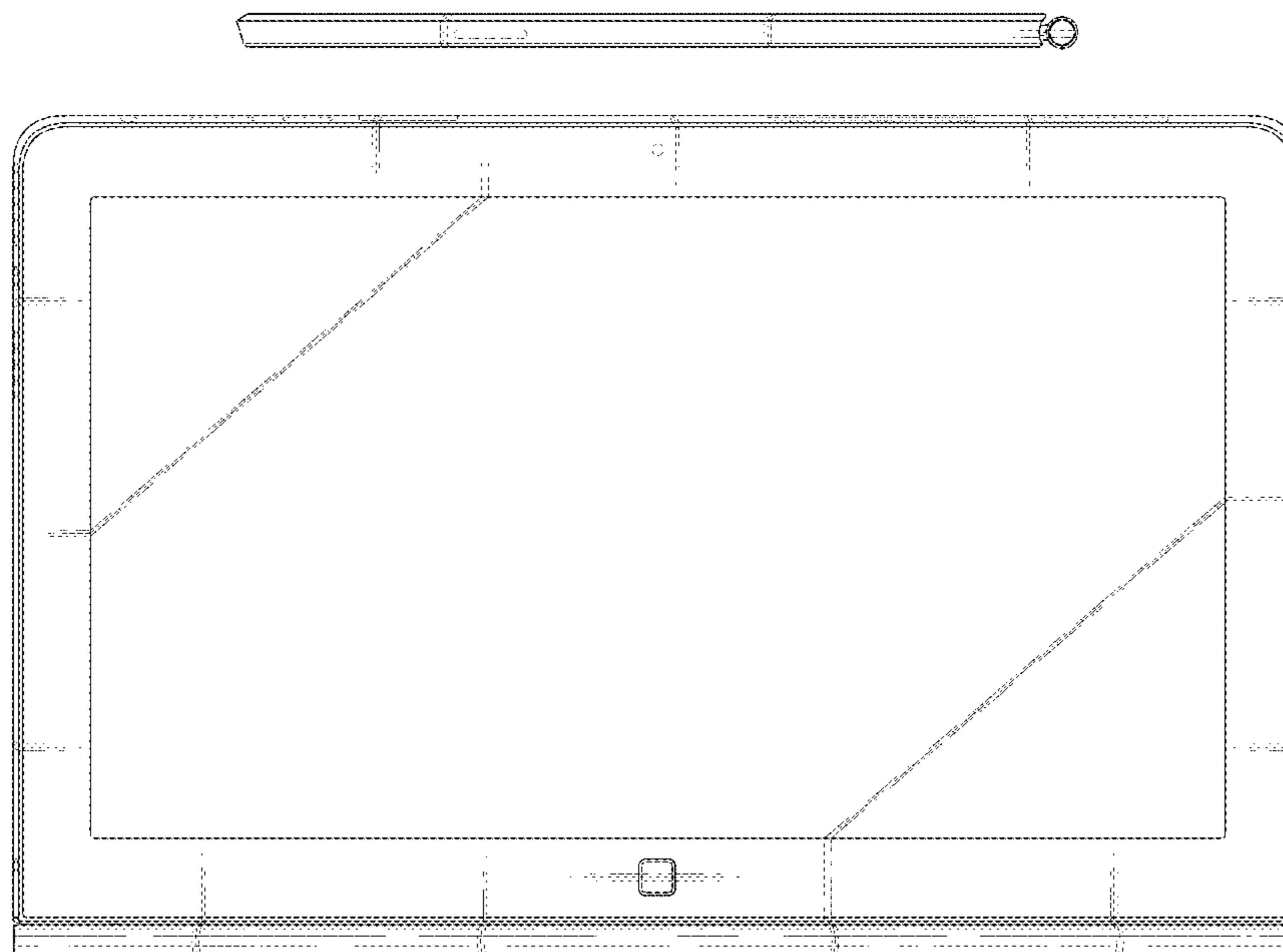


FIG. 1

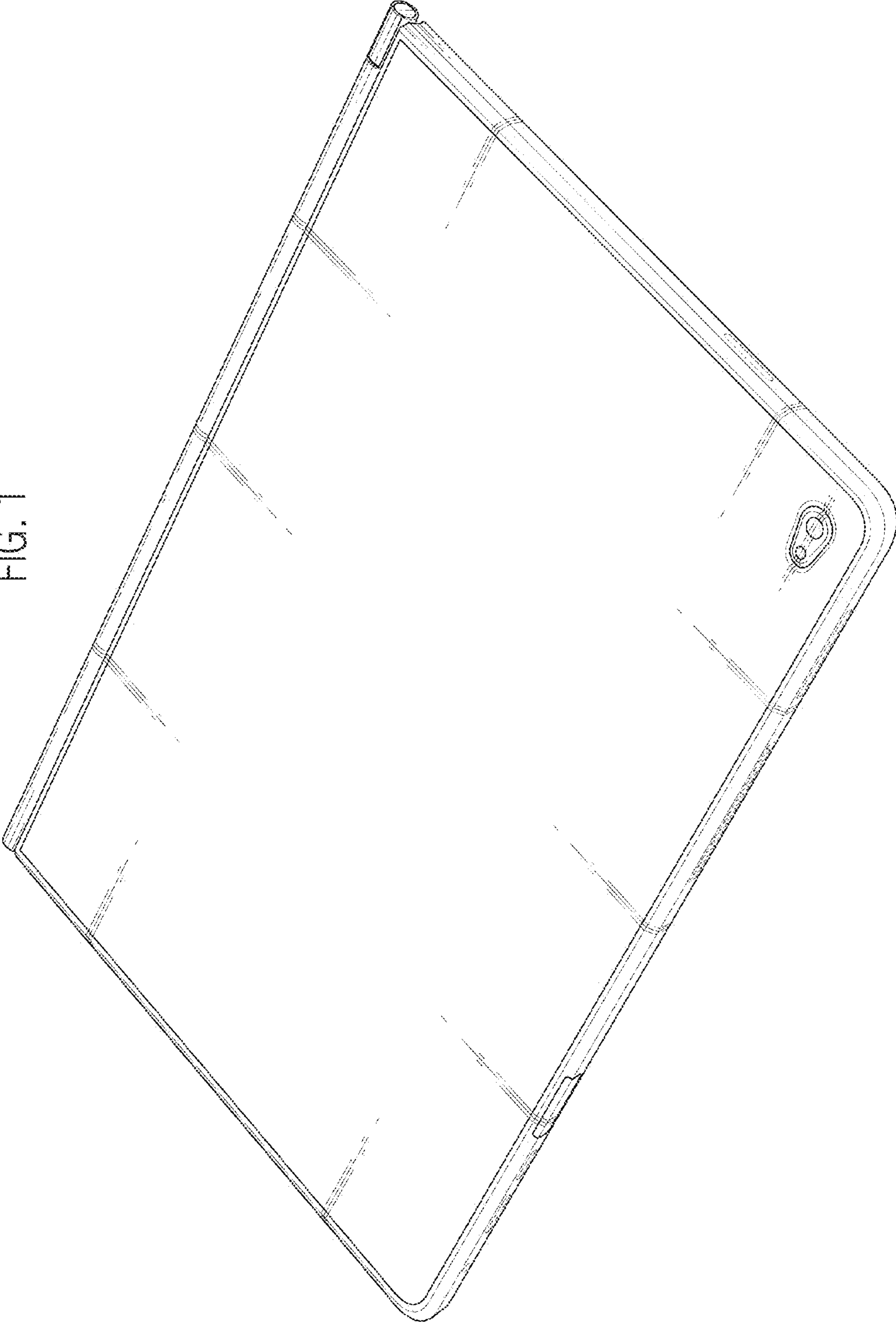


FIG. 2

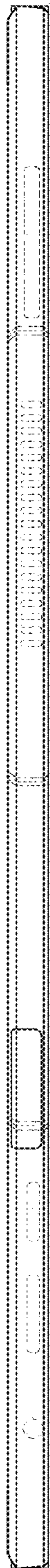


FIG. 3




FIG. 4




FIG. 5



FIG. 6




FIG. 7

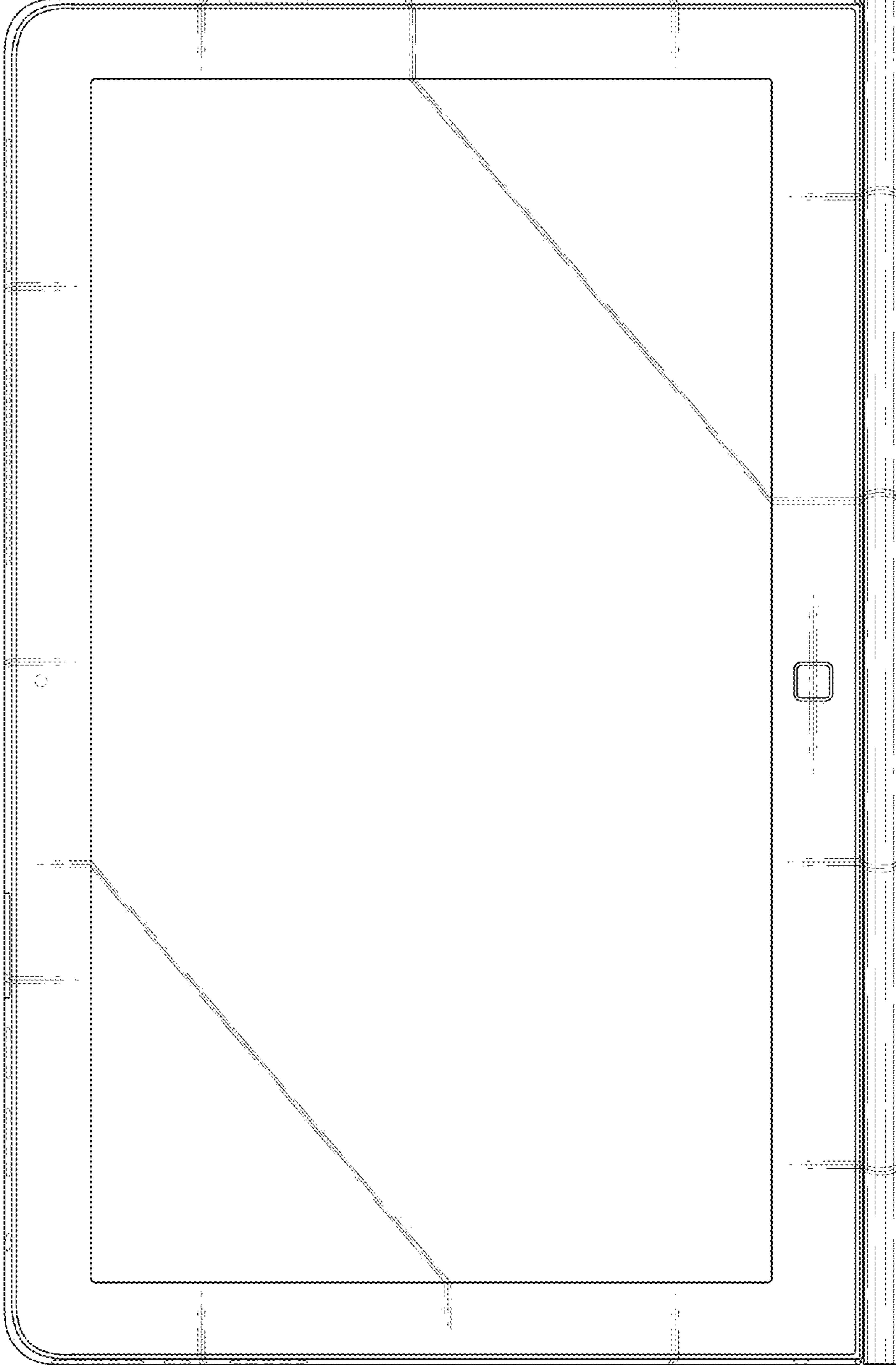


FIG. 8

