



US00D713839S

(12) **United States Design Patent**  
**Endo et al.**

(10) **Patent No.:** **US D713,839 S**  
(45) **Date of Patent:** **\*\* Sep. 23, 2014**

(54) **VEHICLE NAVIGATION UNIT WITH VIDEO DISC PLAYER**

(71) Applicant: **Alpine Electronics, Inc.**, Tokyo (JP)

(72) Inventors: **Hideki Endo**, Tokyo (JP); **Hiroshi Fujimoto**, Tokyo (JP)

(73) Assignee: **Alpine Electronics, Inc.**, Tokyo (JP)

(\*\*) Term: **14 Years**

(21) Appl. No.: **29/445,551**

(22) Filed: **Feb. 13, 2013**

(30) **Foreign Application Priority Data**

Dec. 3, 2012 (JP) ..... 2012-029492

(51) **LOC (10) Cl.** ..... **14-03**

(52) **U.S. Cl.**  
USPC ..... **D14/258**

(58) **Field of Classification Search**  
USPC ..... D12/82, 192, 195, 415; D14/131, 132,  
D14/137, 155, 157, 167-172, 188, 197, 198,  
D14/239, 257, 258, 345-355, 400, 496,  
D14/498-505, 511; D16/202, 206;  
D21/329-332, 669, 670, 696;  
360/99.02, 99.07; 369/6-12, 75.11,  
369/75.21, 77.11; 455/344, 348-355,  
455/575.9; 720/612, 619, 649, 655  
See application file for complete search history.

(56) **References Cited**

**U.S. PATENT DOCUMENTS**

D550,637 S 9/2007 Iwamoto et al.  
D559,228 S 1/2008 Iwamoto

D565,559 S \* 4/2008 Aihara ..... D14/258  
D565,979 S 4/2008 Ichikawa et al.  
D568,185 S \* 5/2008 Sakai et al. .... D10/65  
D572,218 S 7/2008 Iwamoto  
D575,252 S 8/2008 Iwamoto  
D582,807 S 12/2008 Ichikawa et al.  
D608,774 S 1/2010 Iwamoto et al.  
D630,185 S \* 1/2011 Tomono et al. .... D14/157  
D665,380 S 8/2012 Iwamoto  
D672,330 S \* 12/2012 Komagamine ..... D14/157  
D673,471 S \* 1/2013 Miyawaki ..... D10/65  
D676,342 S \* 2/2013 Koiwa ..... D10/65  
D680,095 S \* 4/2013 Tomono ..... D14/168

**FOREIGN PATENT DOCUMENTS**

JP D1437595 \* 4/2012

\* cited by examiner

*Primary Examiner* — Stella Reid

*Assistant Examiner* — Janice Lim

(74) *Attorney, Agent, or Firm* — Brinks Gilson & Lione

(57) **CLAIM**

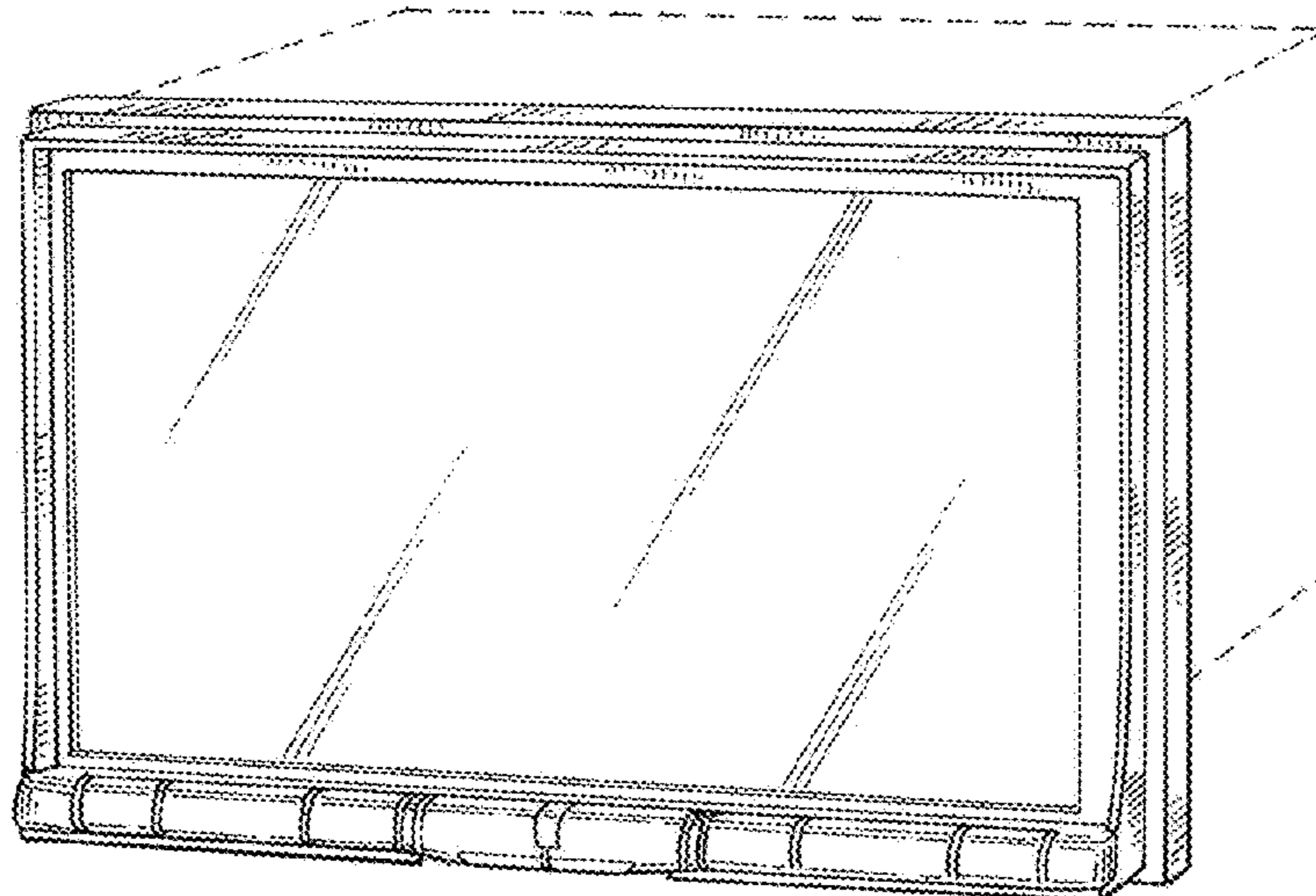
The vehicle navigation unit with video disc player, as shown and described.

**DESCRIPTION**

FIG. 1 is a perspective view of a vehicle navigation unit with video disc player showing our new design;  
FIG. 2 is a top view thereof;  
FIG. 3 is a front view thereof;  
FIG. 4 is a right-side view thereof;  
FIG. 5 is a left-side view thereof;  
FIG. 6 is a bottom view thereof; and,  
FIG. 7 is a rear view thereof.

The broken lines are for environmental purposes only and do not form any part of the claimed design.

**1 Claim, 4 Drawing Sheets**



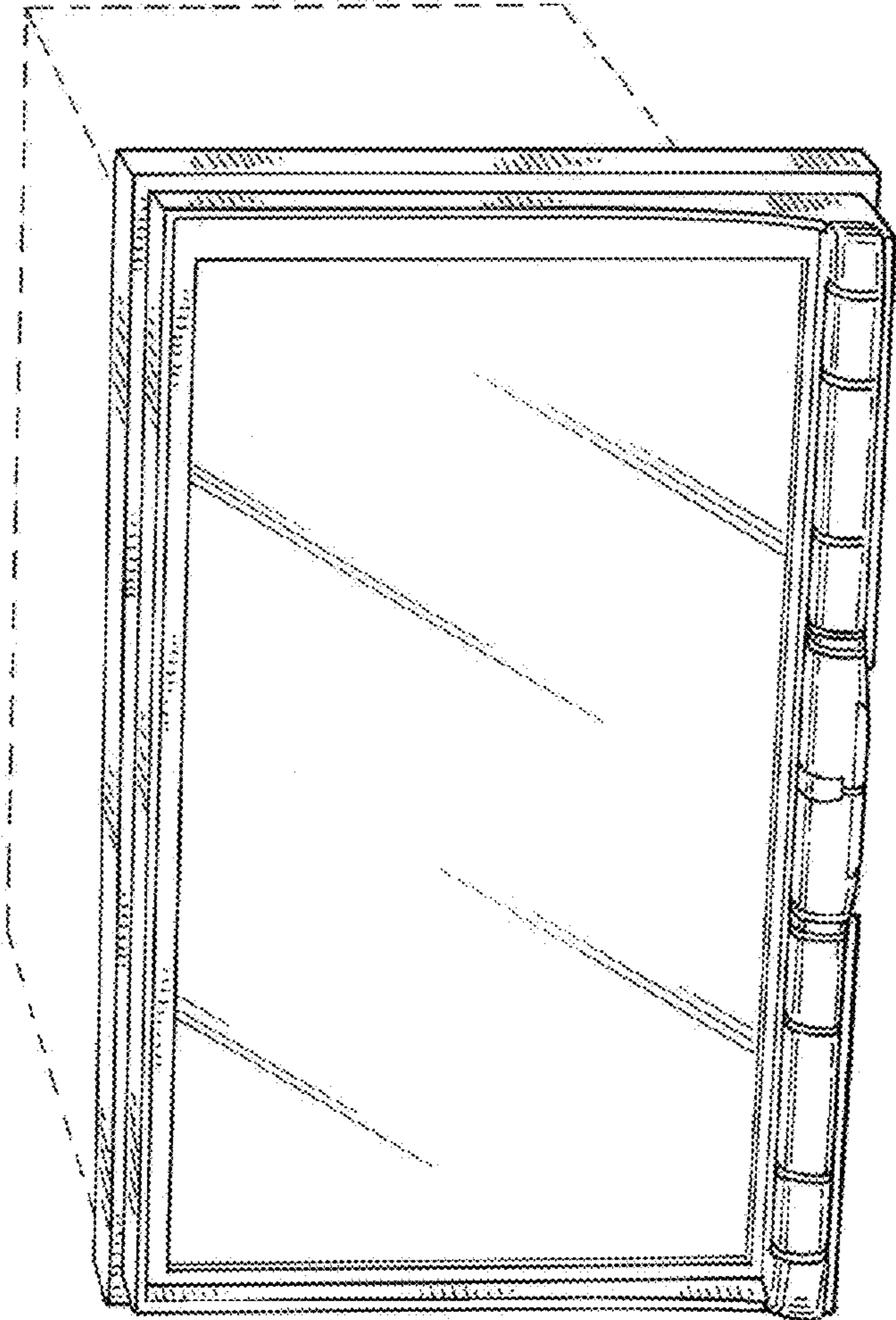


FIG. 1

FIG. 2

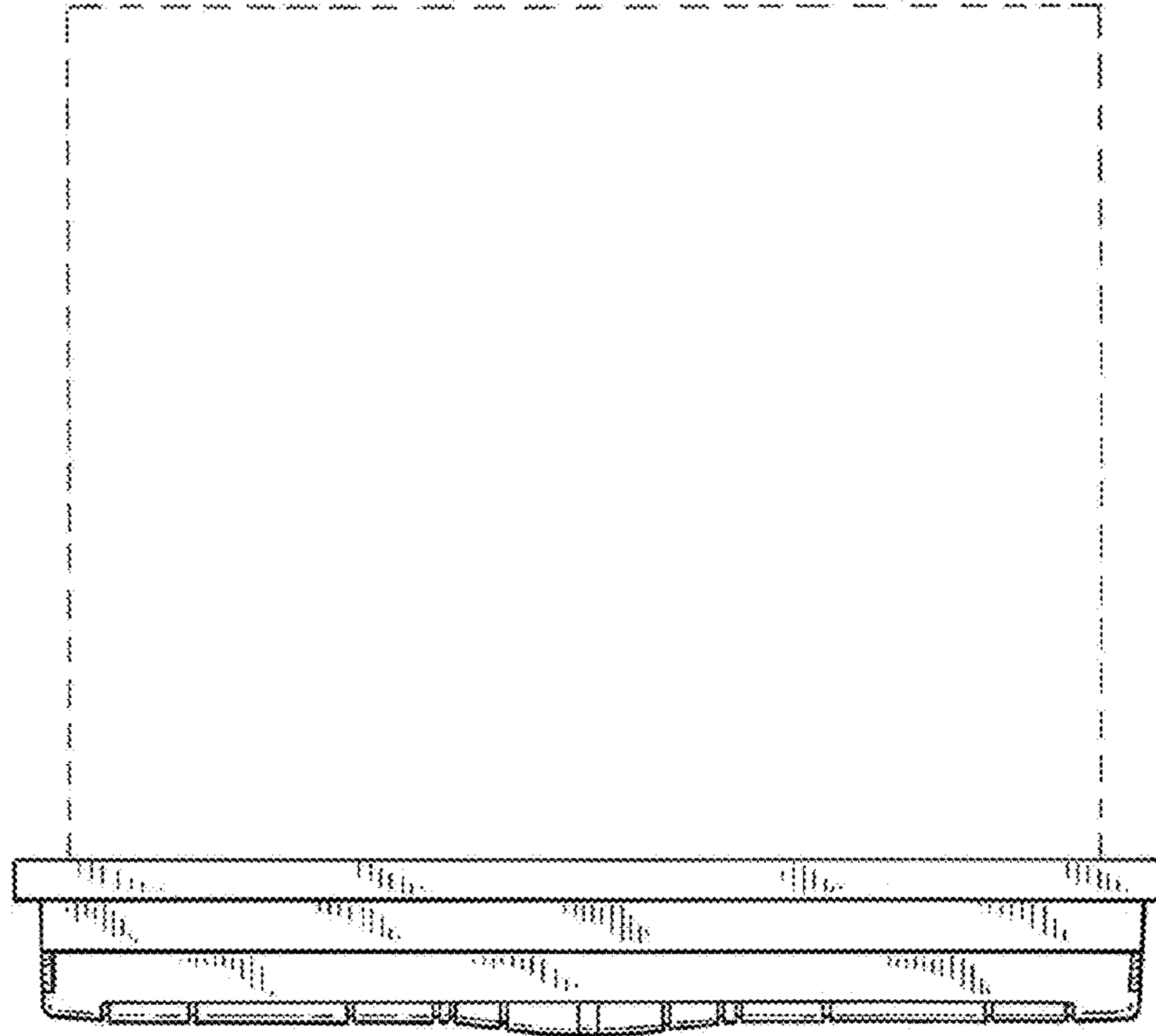


FIG. 3

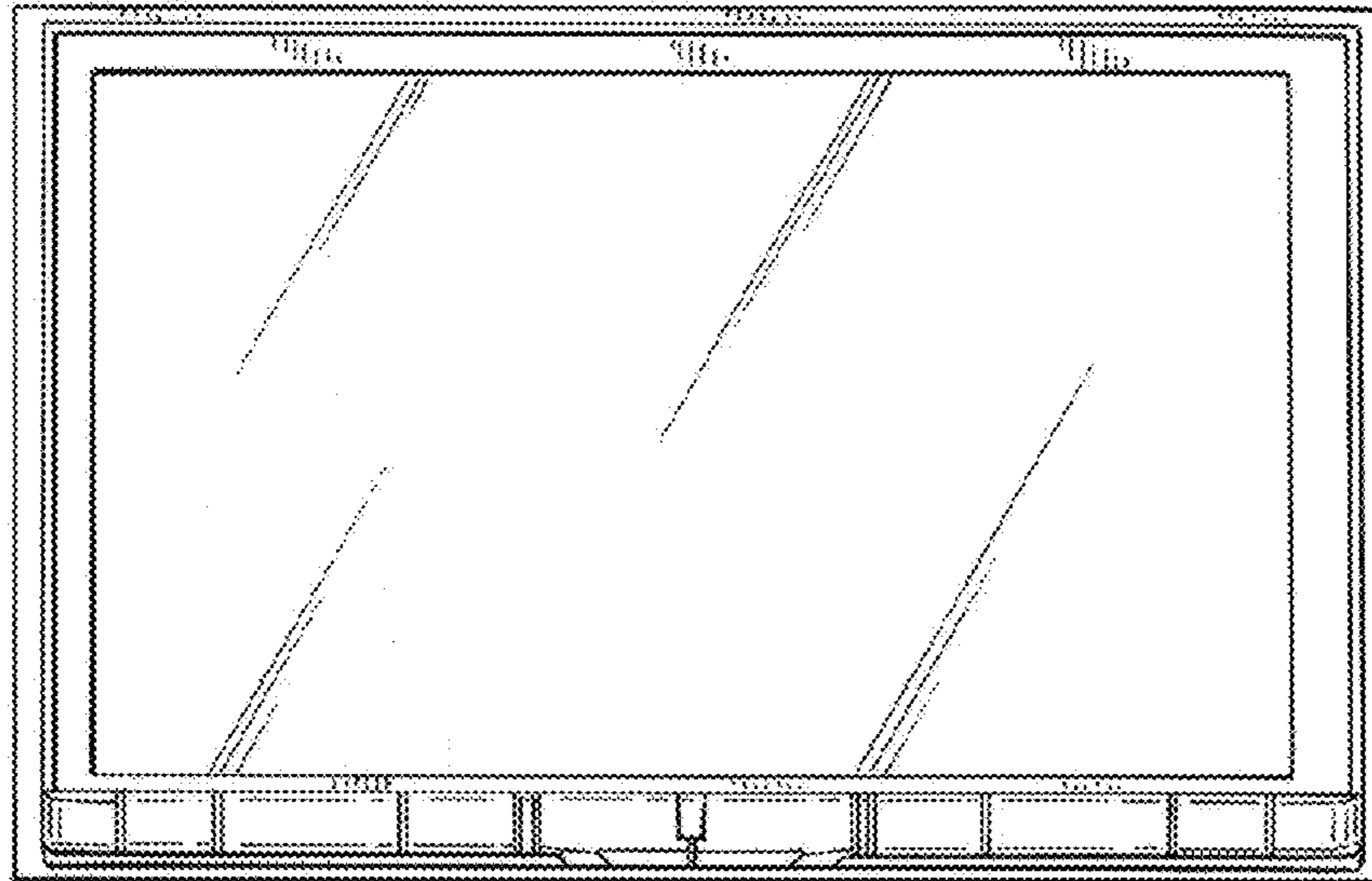


FIG. 4




FIG. 5




FIG. 6

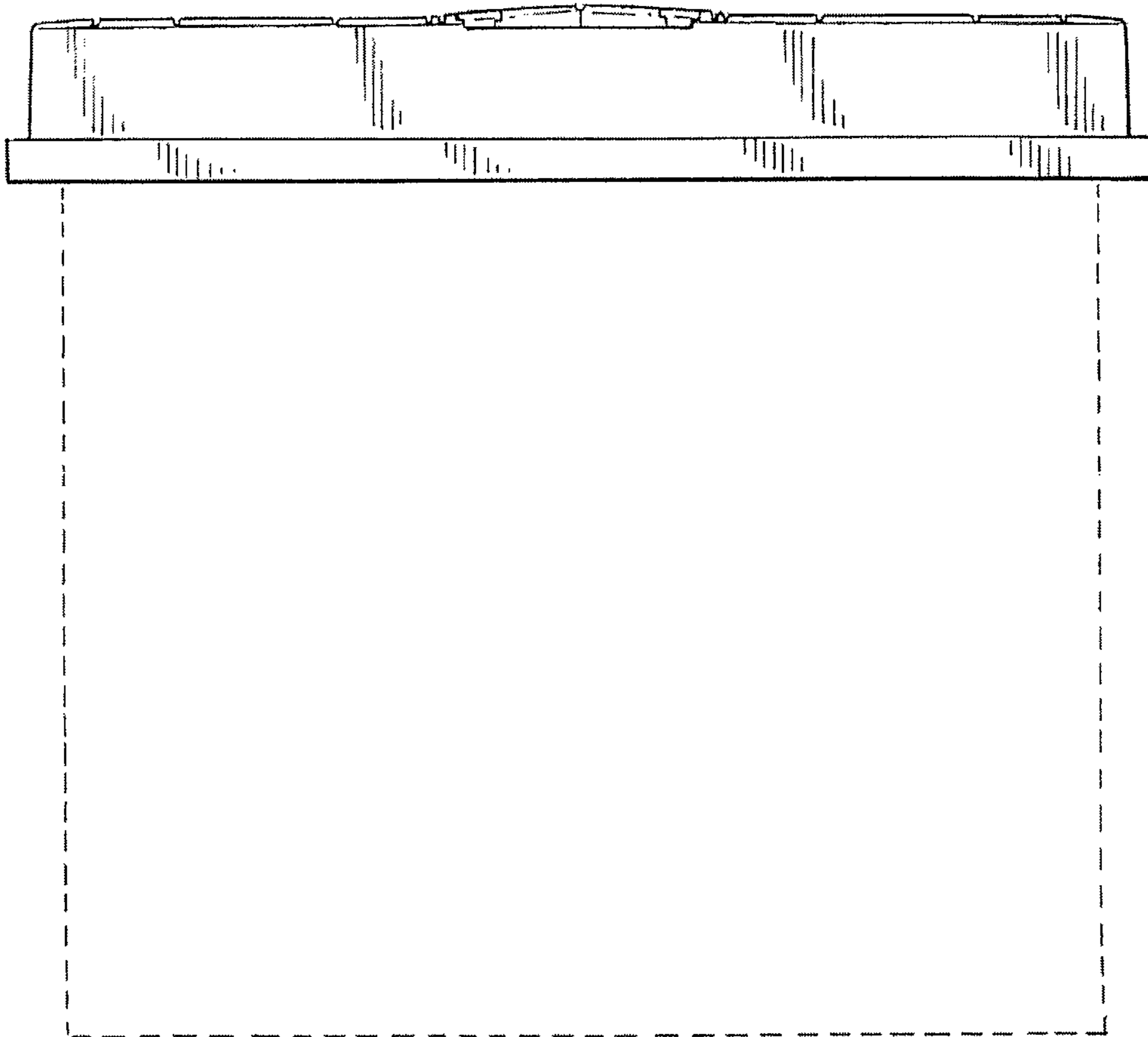


FIG. 7

