



US00D713825S

(12) **United States Design Patent**
Witkowski et al.

(10) **Patent No.:** **US D713,825 S**
(45) **Date of Patent:** **** Sep. 23, 2014**

(54) **ELECTRONIC DEVICE HOLDER**

DESCRIPTION

(75) Inventors: **Brian Witkowski**, Weatherford, TX (US); **Matthew Stephen Baca**, Ft. Worth, TX (US)
(73) Assignee: **S.P.M. Flow Control, Inc.**, Fort Worth, TX (US)
(**) Term: **14 Years**
(21) Appl. No.: **29/420,448**
(22) Filed: **May 9, 2012**
(51) **LOC (10) Cl.** **14-03**
(52) **U.S. Cl.**
USPC **D14/230**; D14/238
(58) **Field of Classification Search**
USPC D14/230–238, 299, 354, 358; D8/354; 455/90.2, 90.3, 91, 344, 347, 562.1, 455/561; 702/188; 343/700 R, 878–892; D10/104.1, 106.9, 122; D3/218
See application file for complete search history.

(56) **References Cited**

U.S. PATENT DOCUMENTS

2,007,203 A 7/1935 Kraeft
2,191,782 A 2/1940 Valane

(Continued)

FOREIGN PATENT DOCUMENTS

AR 84750 11/2012
AU 346763 2/2013

(Continued)

OTHER PUBLICATIONS

“Canadian Exam Report, mailed Aug. 20, 2013, by the CIPO, re App No. 148446”.

(Continued)

Primary Examiner — Catheri Oliver-Garcia

(74) *Attorney, Agent, or Firm* — Haynes and Boone, LLP

(57) **CLAIM**

The ornamental design for an electronic device holder, as shown and described.

This application is related to U.S. Design application Ser. No. 29/420,451, filed May 9, 2012, the entire disclosure of which is incorporated herein by reference.

FIG. 1 is a perspective view of an electronic device holder showing our new design according to a first embodiment; FIG. 2 is another perspective view of the first embodiment; FIG. 3 is a front elevational view of the first embodiment; FIG. 4 is a right side elevational view of the first embodiment; FIG. 5 is a left side elevational view of the first embodiment; FIG. 6 is a rear elevational view of the first embodiment; FIG. 7 is a sectional view of the first embodiment taken along line 7-7 of FIG. 3;

FIG. 8 is a sectional view of the first embodiment taken along line 8-8 of FIG. 3;

FIG. 9 is a front elevational view of the electronic device holder showing our new design according to a second embodiment, the second embodiment being identical to the first embodiment except that the second embodiment includes two indeterminate lengths as indicated in FIG. 9;

FIG. 10 is a perspective view of an electronic device holder showing our new design according to a third embodiment; FIG. 11 is another perspective view of the third embodiment; FIG. 12 is a front elevational view of the third embodiment; FIG. 13 is a right side elevational view of the third embodiment;

FIG. 14 is a left side elevational view of the third embodiment;

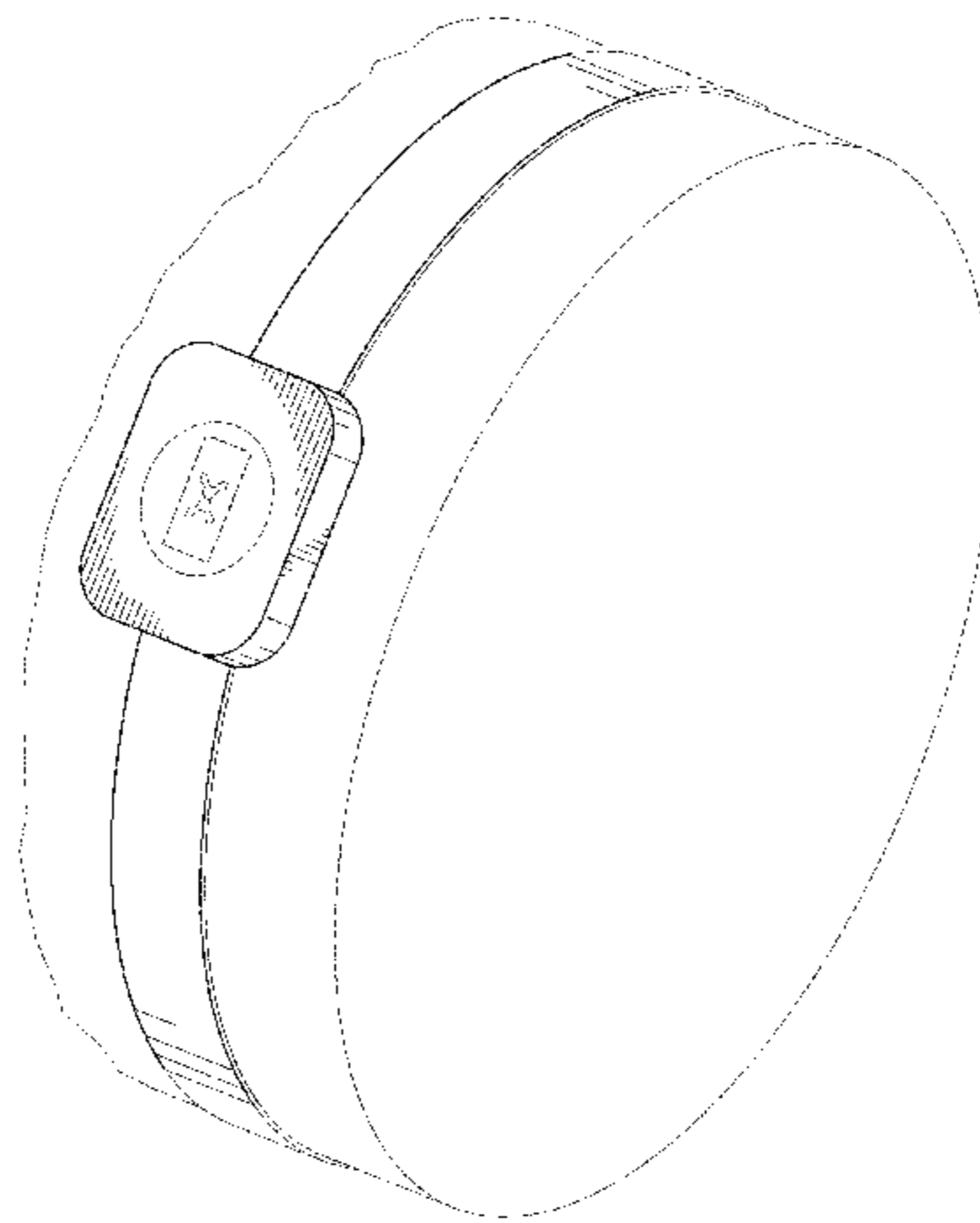
FIG. 15 is a rear elevational view of the third embodiment; FIG. 16 is a sectional view of the third embodiment taken along line 16-16 of FIG. 12;

FIG. 17 is a sectional view of the third embodiment taken along line 17-17 of FIG. 12; and,

FIG. 18 is a front elevational view of the electronic device holder showing our new design according to a fourth embodiment, the fourth embodiment being identical to the third embodiment except that the fourth embodiment includes two indeterminate lengths as indicated in FIG. 18.

The broken lines in FIGS. 1-6, 9-15 and 18 form no part of the claimed design. The areas encircled by broken lines in FIGS. 1-3, 6, 9-12, 15 and 18 are unclaimed areas and form no part of the claimed design.

1 Claim, 8 Drawing Sheets



(56)

References Cited

U.S. PATENT DOCUMENTS

3,465,572 A 9/1969 Thomas
 5,063,775 A 11/1991 Walker, Sr. et al.
 D326,927 S 6/1992 Catalina
 5,360,967 A 11/1994 Perkin et al.
 D354,677 S 1/1995 Troyer
 D368,218 S 3/1996 Klein, III
 D371,370 S 7/1996 Fenton et al.
 D406,590 S 3/1999 Heiligenstein et al.
 D408,269 S 4/1999 Ross
 D408,716 S 4/1999 Vesledahl
 6,457,529 B2 10/2002 Calder et al.
 6,567,752 B2 5/2003 Cusumano et al.
 6,597,175 B1 7/2003 Brisco
 D492,670 S 7/2004 Hung et al.
 D495,223 S 8/2004 Altman
 6,829,542 B1 12/2004 Reynolds et al.
 6,831,571 B2 12/2004 Bartel
 6,989,764 B2 1/2006 Thomeer et al.
 7,069,776 B2 7/2006 Tudor
 D527,378 S 8/2006 Raymond et al.
 7,096,718 B2 8/2006 Matzner et al.
 7,096,961 B2 8/2006 Clark et al.
 7,137,451 B2 11/2006 Smith
 D535,982 S 1/2007 Inoue
 7,159,654 B2 1/2007 Ellison et al.
 D538,630 S 3/2007 Sergi
 7,239,977 B2 7/2007 Fantana et al.
 7,242,317 B2 7/2007 Silvers
 7,259,675 B2 8/2007 Baker et al.
 D551,662 S 9/2007 Buren et al.
 7,301,474 B2 11/2007 Zimmerman
 7,308,331 B2 12/2007 Bjornson
 7,383,882 B2 6/2008 Lerche et al.
 D573,589 S 7/2008 Montgomery et al.
 7,395,188 B1 7/2008 Goebel et al.
 7,400,263 B2 7/2008 Snider et al.
 7,412,898 B1 8/2008 Smith et al.
 D578,521 S 10/2008 Sergi et al.
 7,433,789 B1 10/2008 Balestra
 7,477,160 B2 1/2009 Lemenager et al.
 7,484,625 B2 2/2009 Scott et al.
 D597,086 S 7/2009 Sergi et al.
 7,557,716 B2 7/2009 Morbitzer et al.
 D598,274 S 8/2009 Nerskov
 7,603,296 B2 10/2009 Whiteley et al.
 7,606,682 B2 10/2009 Denny et al.
 7,619,523 B2 11/2009 Durtschi et al.
 D607,442 S 1/2010 Su et al.
 7,657,468 B1 2/2010 Whiteley et al.
 7,664,685 B1 2/2010 Whiteley et al.
 7,684,936 B2 3/2010 Bechhoefer
 D620,483 S 7/2010 Conrad et al.
 7,819,182 B2 10/2010 Adamek
 7,823,640 B2 11/2010 Flanders
 7,832,258 B2 11/2010 Mudge et al.
 7,912,678 B2 3/2011 Denny et al.
 D651,591 S 1/2012 Hunter et al.
 D651,592 S 1/2012 Hunter et al.
 D651,593 S 1/2012 Hunter et al.
 8,116,990 B2 2/2012 Koul
 D655,081 S 3/2012 Maravilla et al.
 D690,687 S * 10/2013 Sun et al. D14/230
 2001/0047283 A1 11/2001 Melick et al.
 2002/0158120 A1 10/2002 Zierolf
 2003/0139982 A1 7/2003 Schwartz et al.
 2003/0192690 A1 10/2003 Carlson et al.
 2003/0209133 A1 11/2003 Greenfield et al.
 2004/0051368 A1 3/2004 Caputo et al.
 2004/0052202 A1 3/2004 Brollier
 2004/0074974 A1 4/2004 Senba et al.
 2004/0088115 A1 5/2004 Guggari et al.
 2004/0107823 A1 6/2004 Kiley et al.
 2005/0087235 A1 4/2005 Skorpik et al.
 2006/0022056 A1 2/2006 Sakama et al.
 2006/0028344 A1 2/2006 Forster

2006/0043199 A1 3/2006 Baba et al.
 2006/0076419 A1 4/2006 Johnson
 2007/0018825 A1 1/2007 Morbitzer et al.
 2007/0042820 A1 2/2007 Cloonan
 2007/0124220 A1 5/2007 Griggs et al.
 2007/0159336 A1 7/2007 Tethrake et al.
 2007/0171075 A1 7/2007 Ryu
 2007/0181726 A1 8/2007 Ishikawa et al.
 2007/0226487 A1 9/2007 Li et al.
 2008/0029541 A1 2/2008 Wallace et al.
 2009/0006153 A1 1/2009 Greiner et al.
 2009/0058610 A1 3/2009 Krebs et al.
 2009/0112308 A1 4/2009 Kasseem
 2009/0188675 A1 7/2009 Bloom et al.
 2009/0205820 A1 8/2009 Koederitz et al.
 2009/0208295 A1 8/2009 Kinert et al.
 2010/0051286 A1 3/2010 McStay et al.
 2010/0096455 A1 4/2010 Binmore
 2010/0123586 A1 5/2010 Baba et al.
 2010/0326219 A1 12/2010 Nelson et al.
 2011/0052423 A1 3/2011 Gambier et al.
 2011/0060568 A1 3/2011 Goldfine et al.
 2011/0139877 A1 6/2011 Szakelyhidi et al.
 2011/0233283 A1 9/2011 Hansen
 2011/0240747 A1 10/2011 Stewart et al.
 2011/0270525 A1 11/2011 Hunter
 2011/0273296 A1 11/2011 Laase et al.
 2012/0061091 A1 3/2012 Radi
 2013/0317750 A1 11/2013 Hunter

FOREIGN PATENT DOCUMENTS

AU 346764 2/2013
 AU 346765 2/2013
 AU 346766 2/2013
 CA 1333962 C 1/1995
 CA 2486126 A1 10/2005
 CA 2515233 C 10/2009
 CA 2604118 C 6/2010
 CN 1862278 A 11/2006
 CN 101038639 A 9/2007
 CN 201035846 Y 3/2008
 CN 201142169 Y 10/2008
 CN 101320259 A 12/2008
 CN 101561676 A 10/2009
 CN 102003167 A 4/2011
 CN 1920901 B 6/2011
 CN 102312728 A 1/2012
 CN ZL201230542463 10/2013
 DE 102009043267 A1 4/2011
 EM 002132621-0001 11/2012
 EM 002132621-0002 11/2012
 EP 0280489 A2 8/1988
 EP 1895452 A1 3/2008
 FR 2936039 A1 3/2010
 FR 2955936 A1 8/2011
 GB 2419671 A 5/2006
 GB 2475195 A 5/2011
 JP 11352243 12/1999
 JP 2002352199 A 12/2002
 JP 2003035380 A 2/2003
 JP 2003139271 A 5/2003
 JP 2003185056 A 7/2003
 JP 2004213945 A 7/2004
 JP 2005181111 A 7/2005
 JP 2005335737 A 12/2005
 JP 2008033706 A 2/2008
 JP 2009-083576 4/2009
 JP 2010152662 A 7/2010
 JP 4767148 B2 9/2011
 KR 20050105674 A 11/2005
 KR 20060125151 A 12/2006
 KR 849955 B1 8/2008
 NO 083874 3/2013
 PK 16438 5/2013
 SG 146464 A1 10/2008
 SG D2012/1277 F 12/2012
 SG D2012/1278 B 12/2012
 TW M305600 U 2/2007

(56)

References Cited

FOREIGN PATENT DOCUMENTS

TW	M305862	U	2/2007
WO	WO-2008012933	A1	1/2008
WO	WO-2009089580	A1	7/2009
WO	WO-2010018356	A2	2/2010
WO	WO-2010086596	A1	8/2010
WO	WO-2011137460	A2	11/2011
WO	WO 2012/094503	A2	7/2012
WO	WO-2012119048	A2	9/2012
WO	WO-2013177353	A2	11/2013

OTHER PUBLICATIONS

“International Search Report and Written Opinion mailed Dec. 2, 2013, by the ISA/US, re PCT/US2013/042345”.

“Mexico Office Action, mailed Sep. 19, 2013, re App No. MX/a/2012/012444”.

“Russian Office Action dated Oct. 21, 2013, re App No. 2012503905”.

Examiner’s Report for Canadian Industrial Design Application No. 148446, issued Jan. 13, 2014. (3 pages).

“Azerbaijan office action dated Sep. 17, 2013, re App No. S20120046”.

E&P, “New Wireless Solution Improves Visibility, Value, Safety,” Terence Leung, 2010, p. 20.

International Search Report and Written Opinion, dated Nov. 23, 2011, re PCT/US2011/034863.

Kurita T., et al., “Network Wireless Sensor for Remote Monitoring of Gas Wells,” Fuji Electric Review Journal, 2006, vol. 53 (1), pp. 17-20.

“Mexico office action re App No. MX/F/2012/003572”.

“Notice of Allowance mailed Apr. 12, 2006, re U.S. Appl. No. 10/755,456”.

“Notice of Allowance mailed Oct. 7, 2011, re U.S. Appl. No. 29/393,452”.

“Notice of Allowance mailed Oct. 7, 2011, re U.S. Appl. No. 29/393,453”.

“Notice of Allowance mailed Oct. 7, 2011, re U.S. Appl. No. 29/393,454”.

“Office Action mailed Aug. 30, 2005, re U.S. Appl. No. 10/755,456”.

“Office Action mailed Feb. 21, 2006, re U.S. Appl. No. 10/755,456”.

“Office Action mailed Oct. 7, 2005, re U.S. Appl. No. 10/755,456”.

“Office Action mailed Sep. 17, 2013, re U.S. Appl. No. 13/099,307”.

“Pakistan office action re App No. 16438-D”.

PC-102-Dome specification sheet, Available at <http://troirfid.com> and yahoo.sub.site.sub.admin/assets/docs/PC-102.sub/Dome.277173131.xls, last visited Jul. 12, 2011.

Petersen S., et al., “A Survey of Wireless Technology for the Oil and Gas Industry,” Society of Petroleum Engineers, 2008 SPE Intelligent Energy Conference and Exhibition, Feb. 25-27, 2008, Amsterdam, The Netherlands.

Schempf, Hagen, Ph.D., “GasNet: Gas Main Sensor and Communications Network System, Phase 1 Topical Report,” Document No. REP-GOV, DOE-020303, Work Performed by Automatika, Inc., Pittsburgh, PA15238, Feb. 27, 2003.

TROI-Home, <http://www.troirfid.com>, last visited Jul. 12, 2011.

* cited by examiner

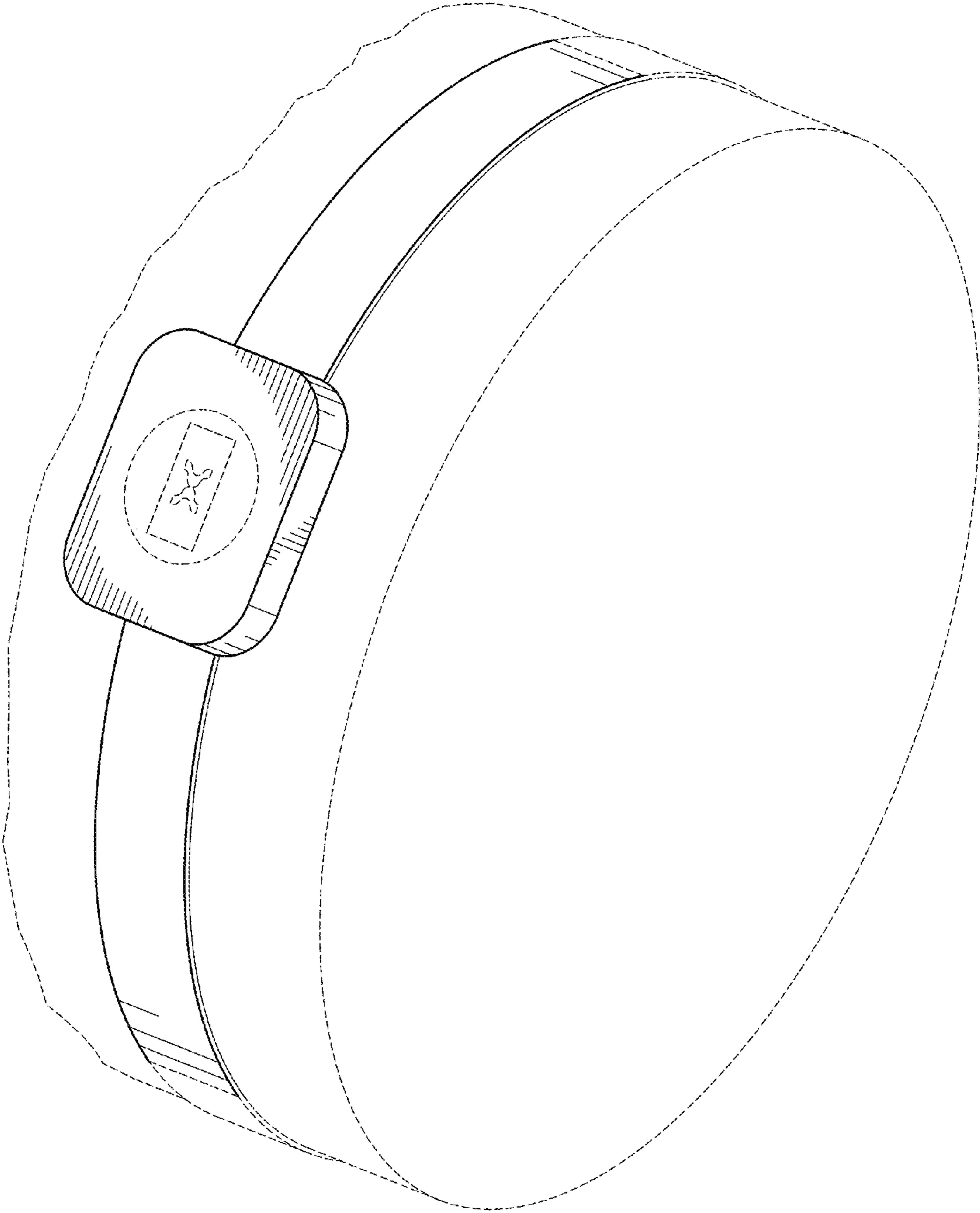


Fig. 1

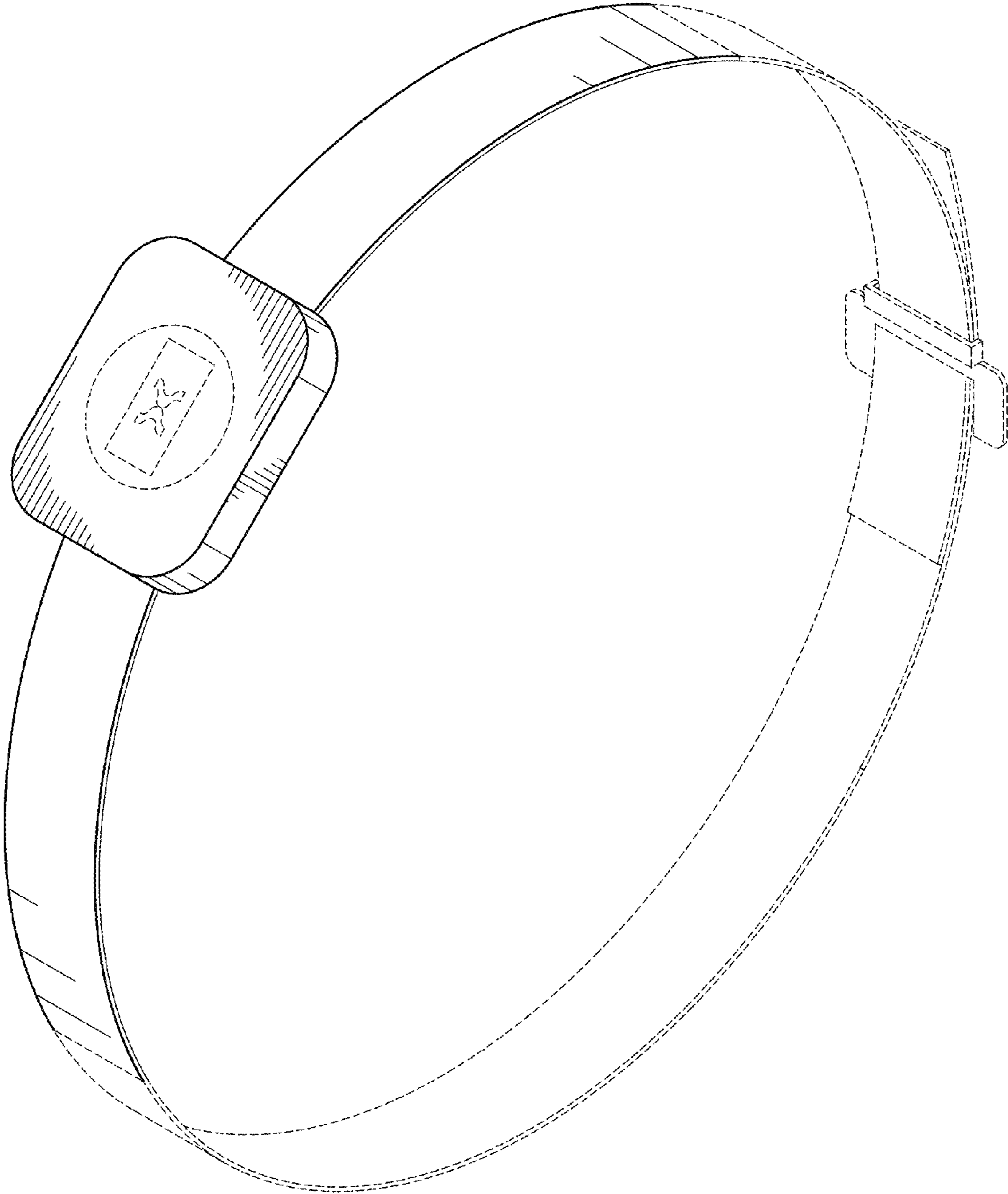


Fig. 2

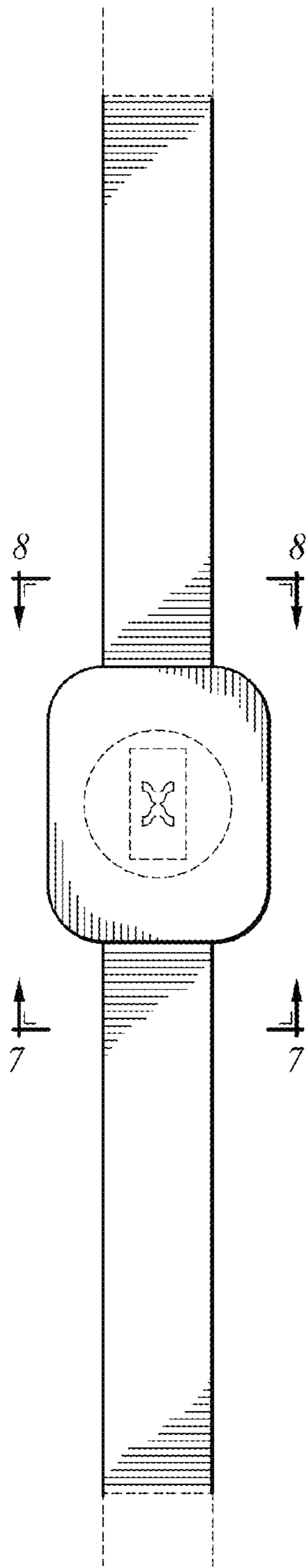


Fig. 3

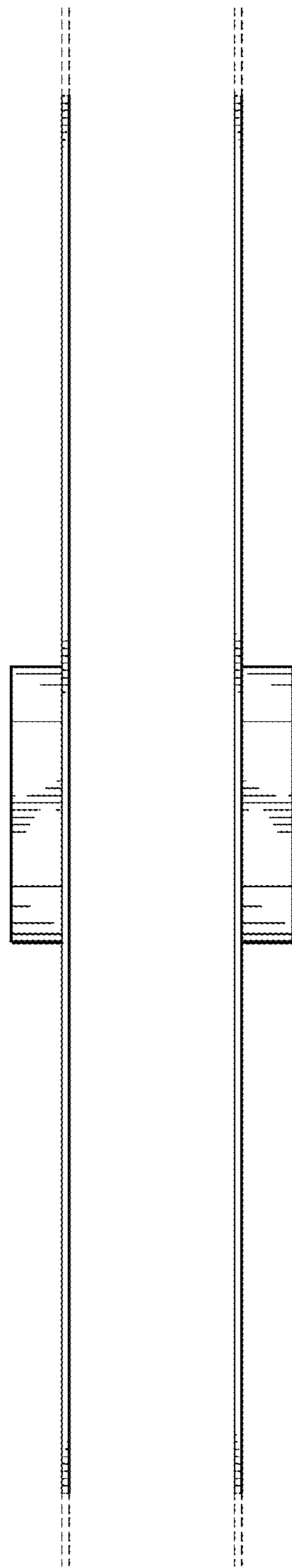


Fig. 4

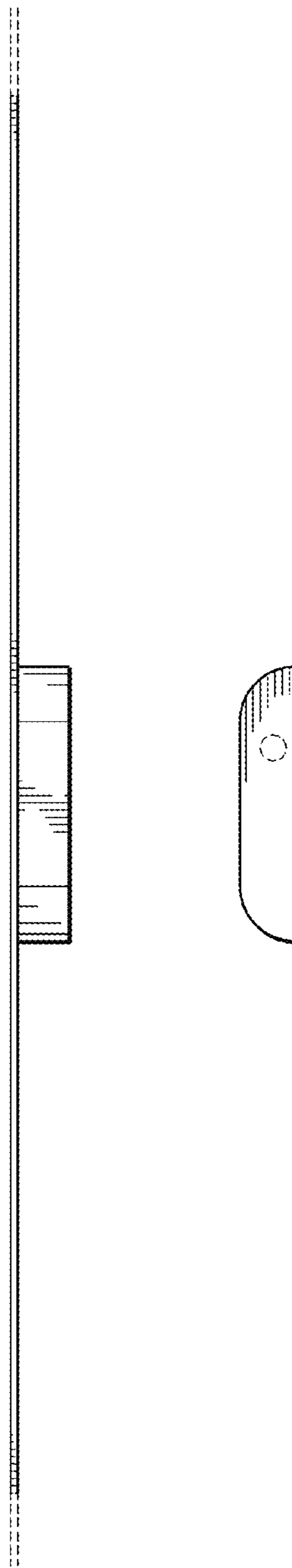


Fig. 5

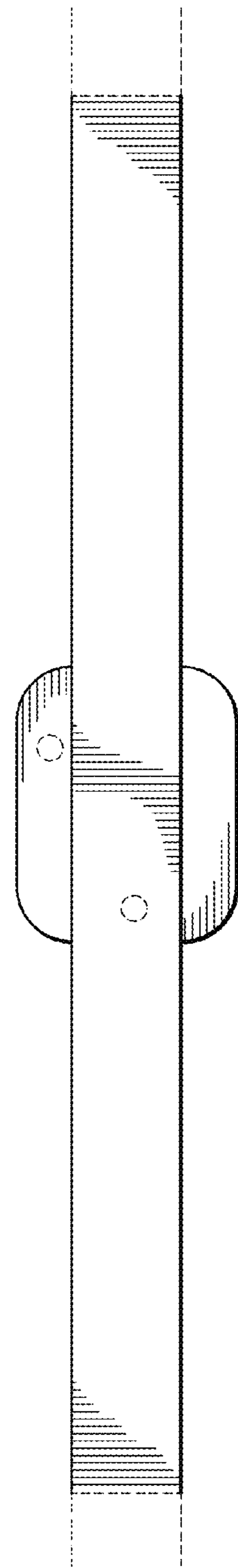


Fig. 6




Fig. 7

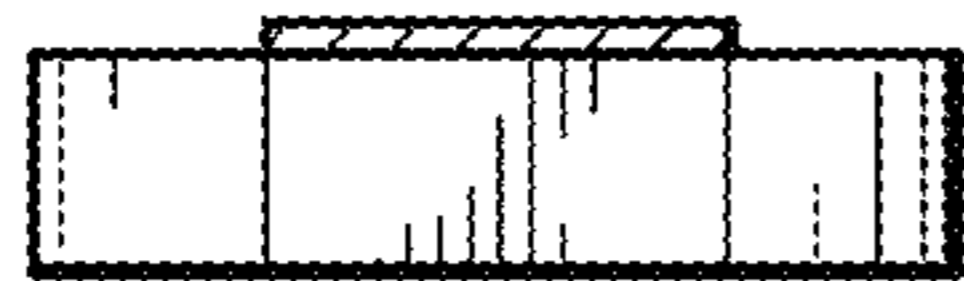


Fig. 8

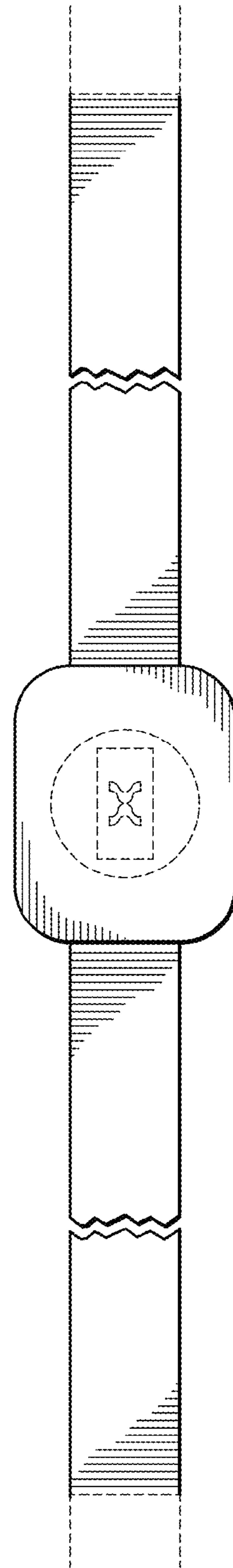


Fig. 9




Fig. 10

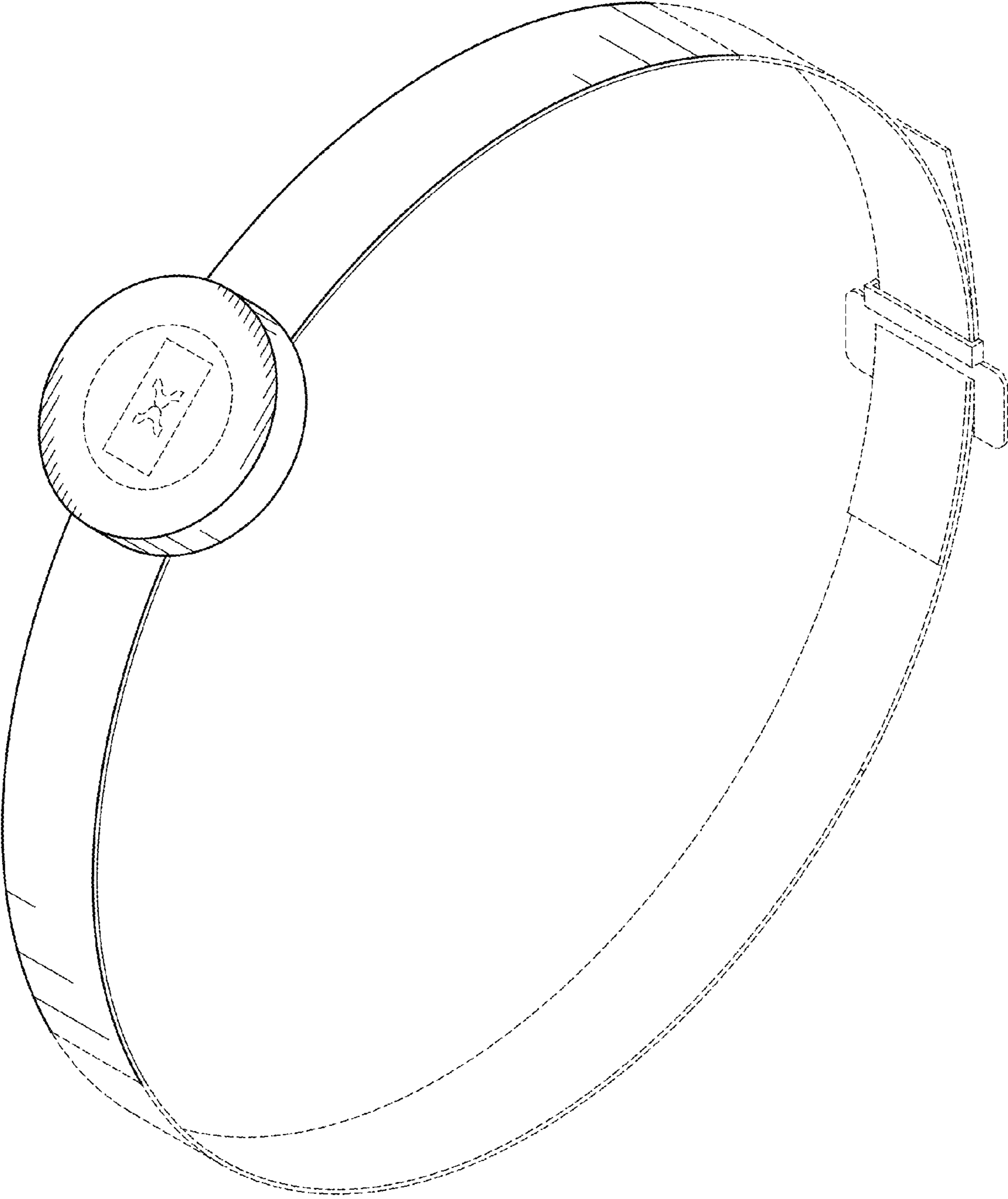


Fig. 11

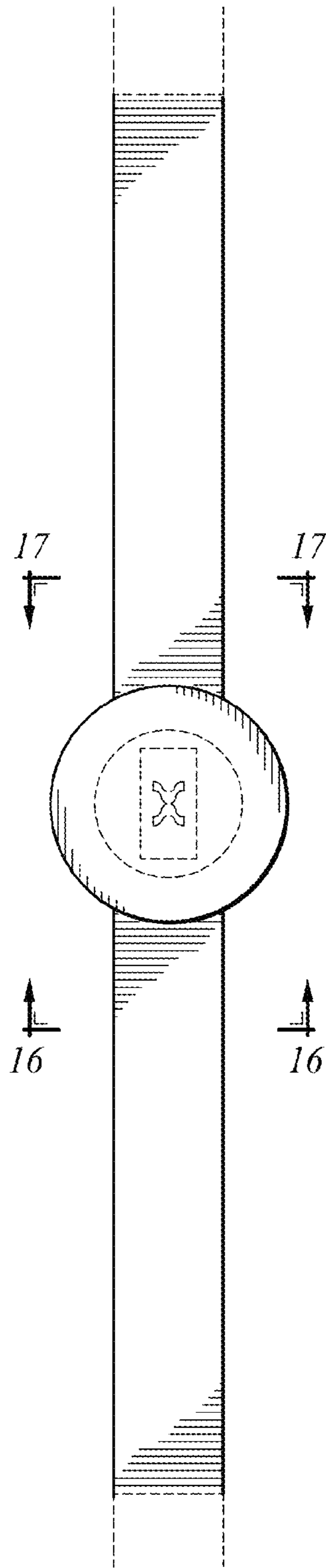


Fig. 12

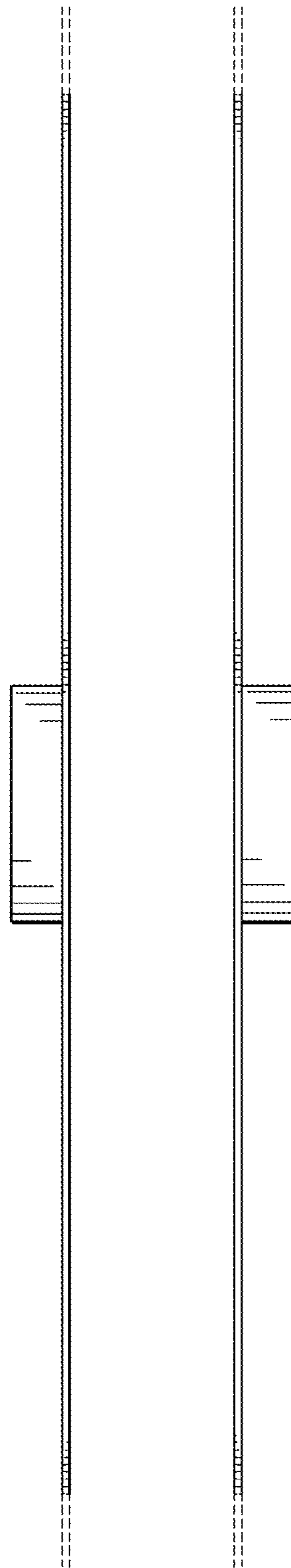


Fig. 13

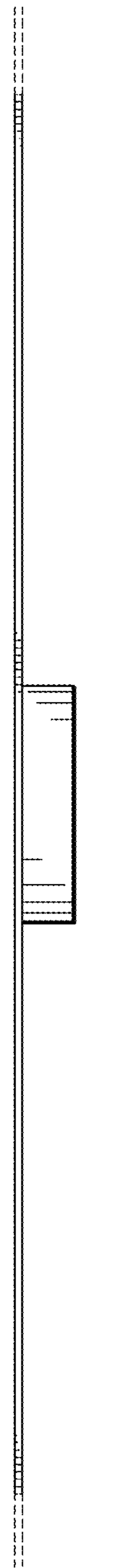


Fig. 14

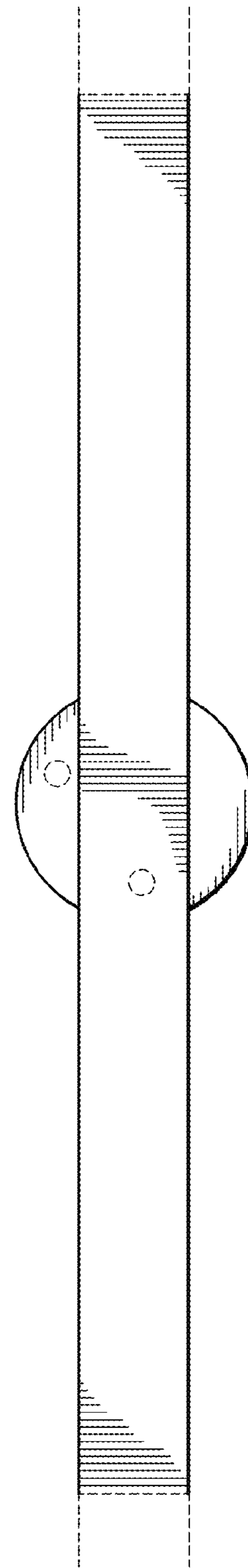


Fig. 15



Fig. 16



Fig. 17

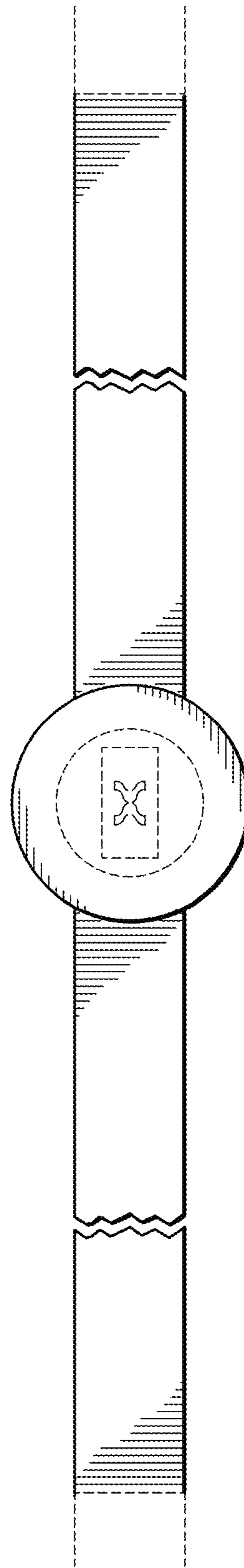


Fig. 18