



US00D713814S

(12) **United States Design Patent**
Ookawa

(10) **Patent No.:** **US D713,814 S**
(45) **Date of Patent:** **** Sep. 23, 2014**

(54) **TELEPHONE BASE UNIT**

(71) Applicant: **Panasonic Corporation**, Kadoma (JP)

(72) Inventor: **Takayuki Ookawa**, Osaka (JP)

(73) Assignee: **Panasonic Corporation**, Osaka (JP)

(**) Term: **14 Years**

(21) Appl. No.: **29/477,769**

(22) Filed: **Dec. 26, 2013**

(51) **LOC (10) Cl.** **14-03**

(52) **U.S. Cl.**
USPC **D14/149; D14/247**

(58) **Field of Classification Search**
USPC D14/142, 140.7, 140.8, 144, 149, 150,
D14/151, 155, 158, 159, 170-172, 188,
D14/209.1, 214, 217, 226, 229, 243, 240,
D14/251-253, 399, 329, 434, 447, 137, 138,
D14/147, 191, 218, 247-248, 341-347,
D14/496; D21/517; 455/557, 573, 575.1,
455/74.1; 710/303; D13/168; D10/65, 78,
D10/104; D24/169; D18/7
See application file for complete search history.

(56) **References Cited**

U.S. PATENT DOCUMENTS

D296,437 S * 6/1988 Martinez D14/151
D299,646 S * 1/1989 Stierwalt D14/250
D303,665 S * 9/1989 Ohta et al. D14/142
5,113,428 A * 5/1992 Fitzgerald 455/575.2
D358,147 S * 5/1995 Siddoway et al. D14/137
D369,798 S 5/1996 Kong et al.
D369,800 S 5/1996 Kong et al.
D371,129 S 6/1996 Kong et al.
D372,912 S * 8/1996 Yamada D14/151
D380,749 S * 7/1997 Richards et al. D14/137

D385,558 S * 10/1997 Liu D14/148
D390,561 S * 2/1998 Schappler et al. D14/149
D435,040 S * 12/2000 Shen et al. D14/141.3
D449,594 S * 10/2001 Shen et al. D14/240
D492,674 S * 7/2004 Widiaman et al. D14/247
D501,849 S * 2/2005 Widiaman et al. D14/248
D521,969 S * 5/2006 Kim et al. D14/138 AB
D524,802 S * 7/2006 Burns et al. D14/247
D531,137 S * 10/2006 Wu D13/168
D538,250 S * 3/2007 Choi et al. D14/138 AA
D570,324 S * 6/2008 Furuno et al. D14/149
D576,997 S 9/2008 Furuno et al.
D579,011 S * 10/2008 Furuno et al. D14/247
D584,297 S * 1/2009 Furuno et al. D14/247
D589,502 S * 3/2009 Miyata et al. D14/247
D594,003 S * 6/2009 Dhondt D14/247
D599,771 S * 9/2009 Nakajima D14/149
D600,683 S * 9/2009 Mitchell et al. D14/247
D609,225 S * 2/2010 Montin et al. D14/247

(Continued)

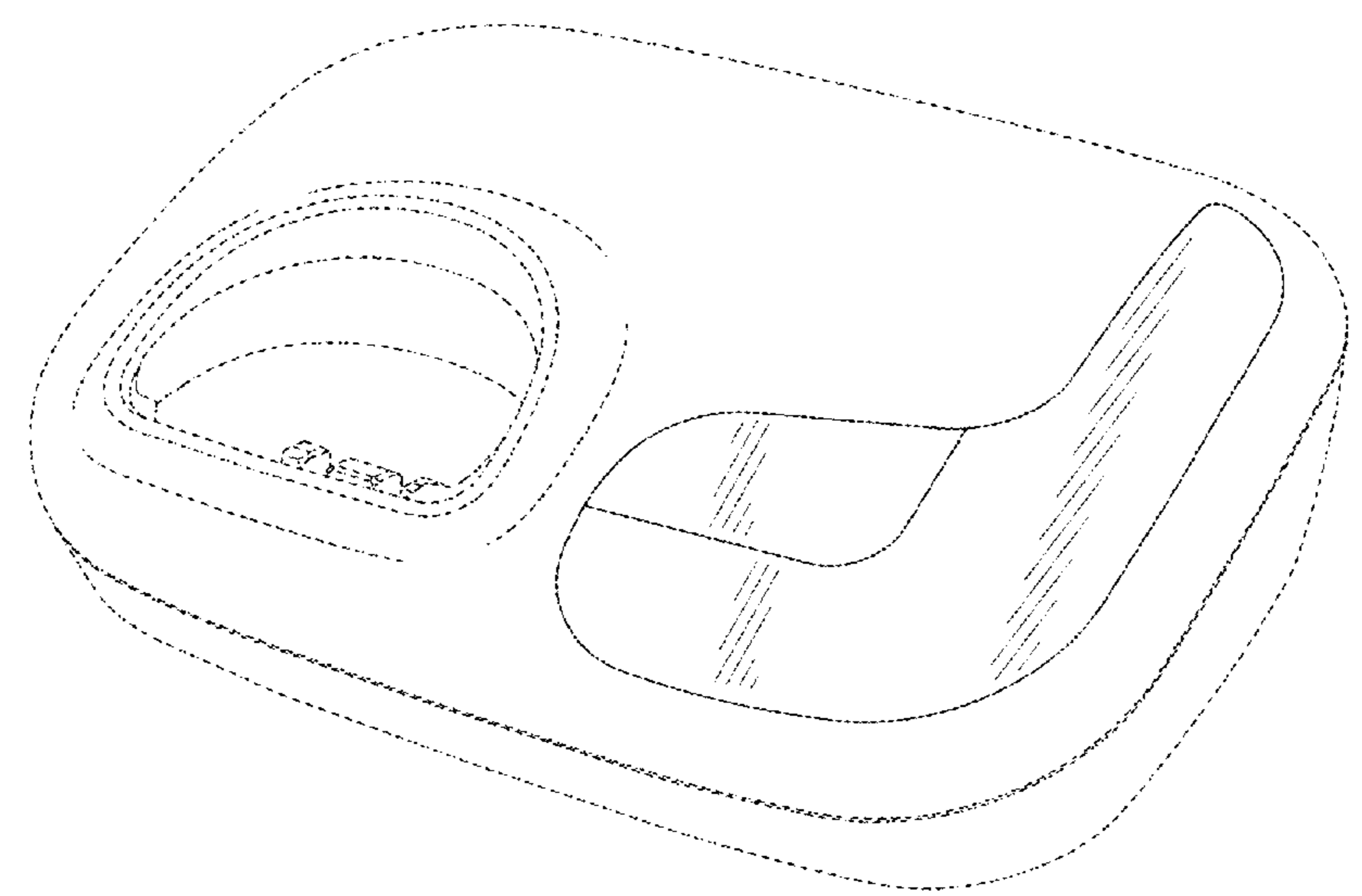
Primary Examiner — Susan Bennett Hattan
Assistant Examiner — Marie Fast Horse
(74) *Attorney, Agent, or Firm* — Brinks Gilson & Lione

(57) **CLAIM**
I claim the ornamental design for a telephone base unit, as shown and described.

DESCRIPTION

FIG. 1 is a perspective view of a telephone base unit of the present invention;
FIG. 2 is a top view thereof;
FIG. 3 is bottom view thereof;
FIG. 4 is a first side view thereof;
FIG. 5 is a second side view thereof;
FIG. 6 is a front view thereof; and,
FIG. 7 is a rear view thereof.
The broken lines shown represent environmental subject matter and form no part of the claimed design.

1 Claim, 7 Drawing Sheets



US D713,814 S

Page 2

(56)

References Cited

U.S. PATENT DOCUMENTS

D657,771 S * 4/2012 Sakamoto D14/150
D669,878 S * 10/2012 Furuno et al. D14/147
D673,529 S * 1/2013 Miyazaki D14/218

D693,333 S * 11/2013 Joe et al. D14/218
D707,699 S * 6/2014 Linden D14/487
2005/0020327 A1* 1/2005 Chung et al. 455/575.3
2007/0298849 A1* 12/2007 Kang et al. 455/575.1
2014/0148216 A1* 5/2014 Kanai et al. 455/554.2

* cited by examiner

FIG.1

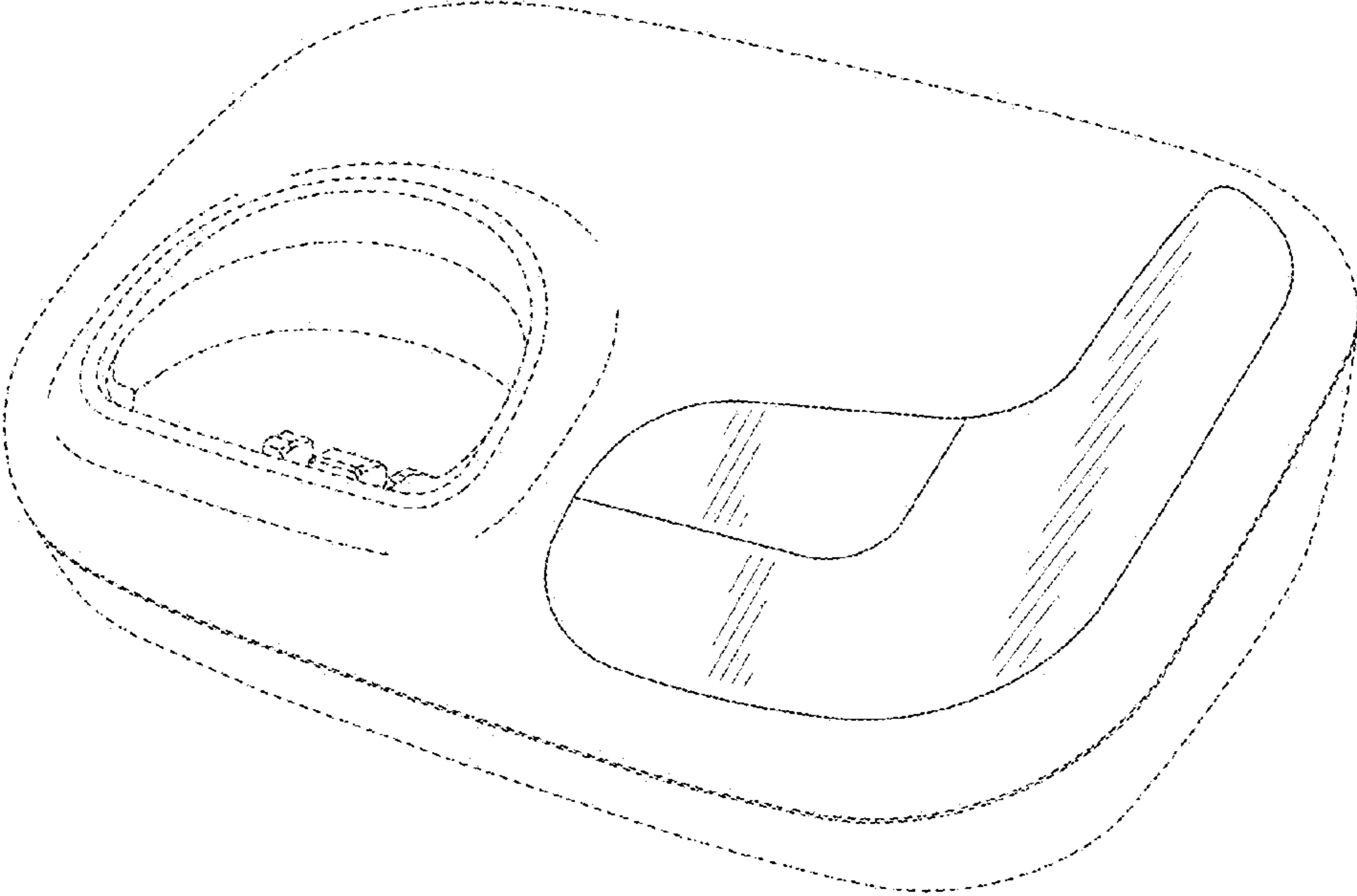


FIG.2

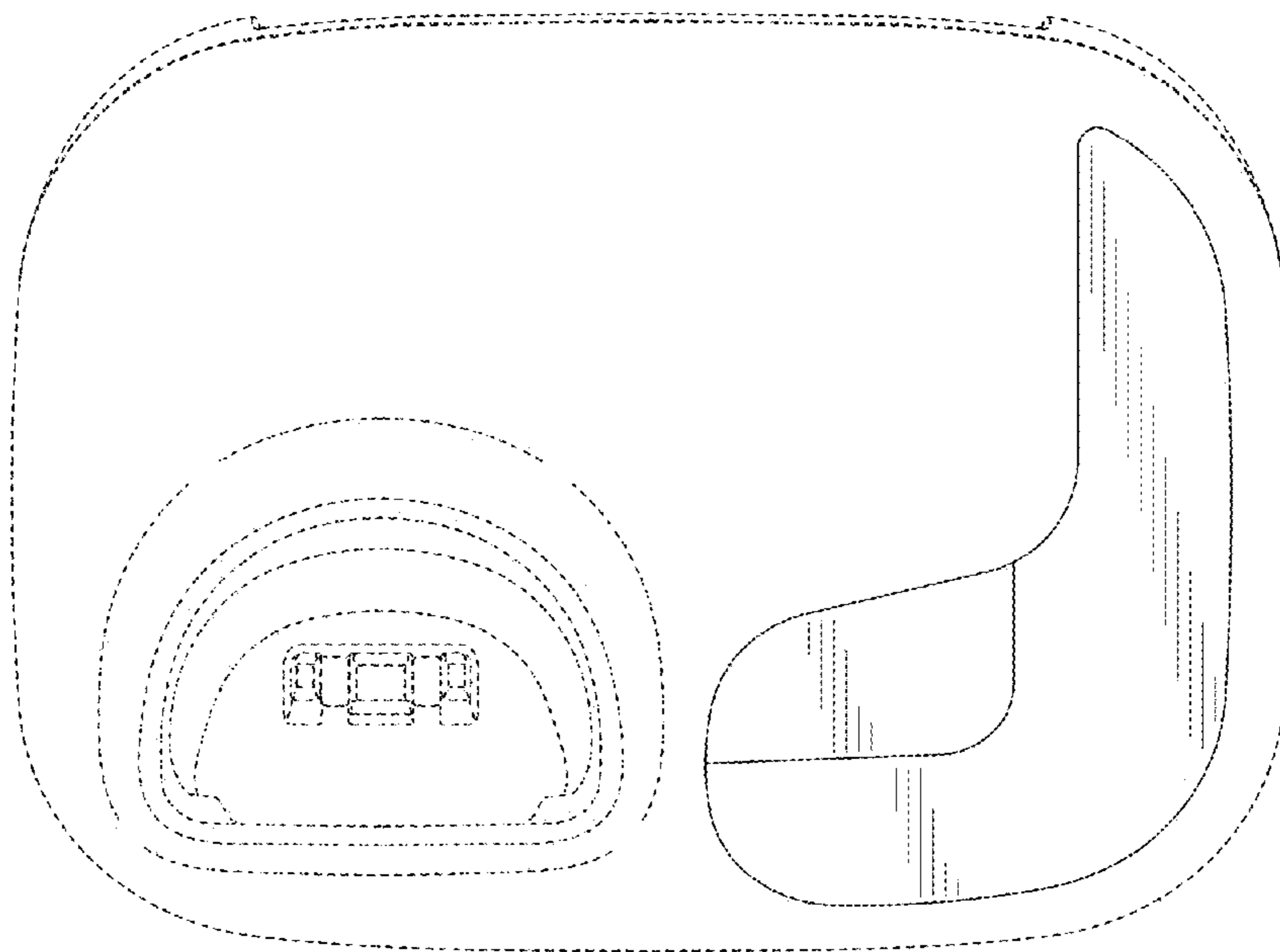


FIG.3

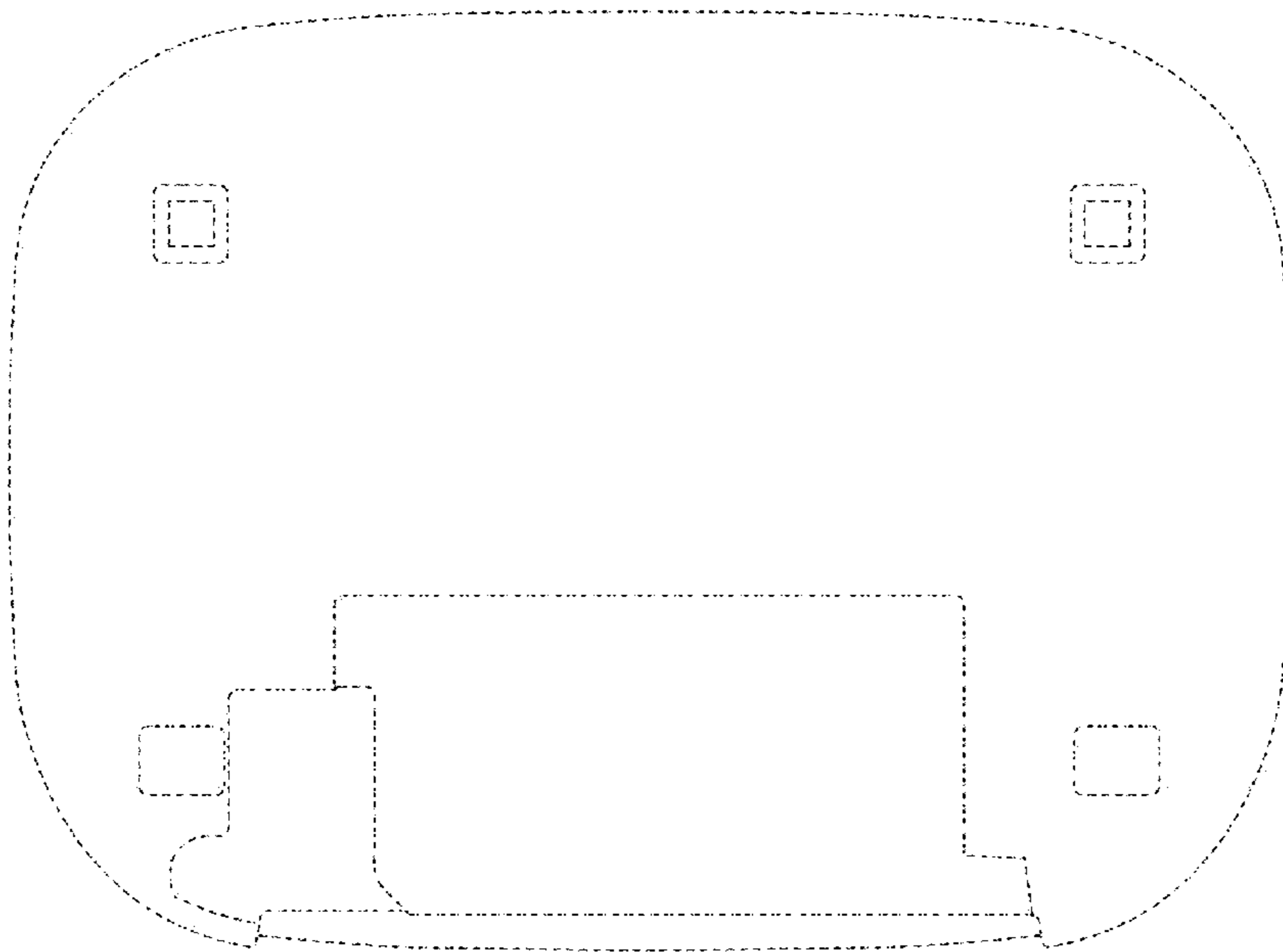


FIG.4

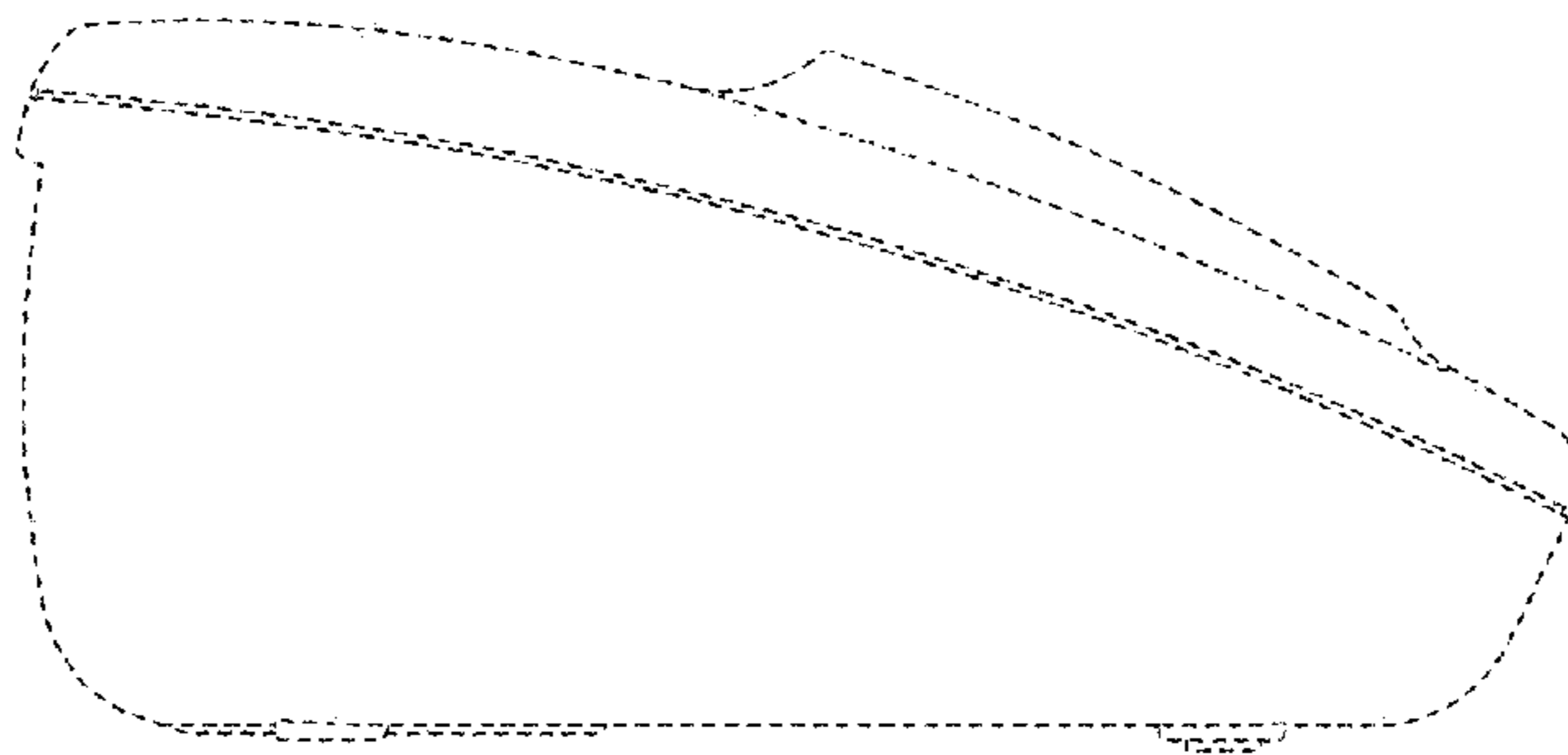


FIG.5




FIG.6

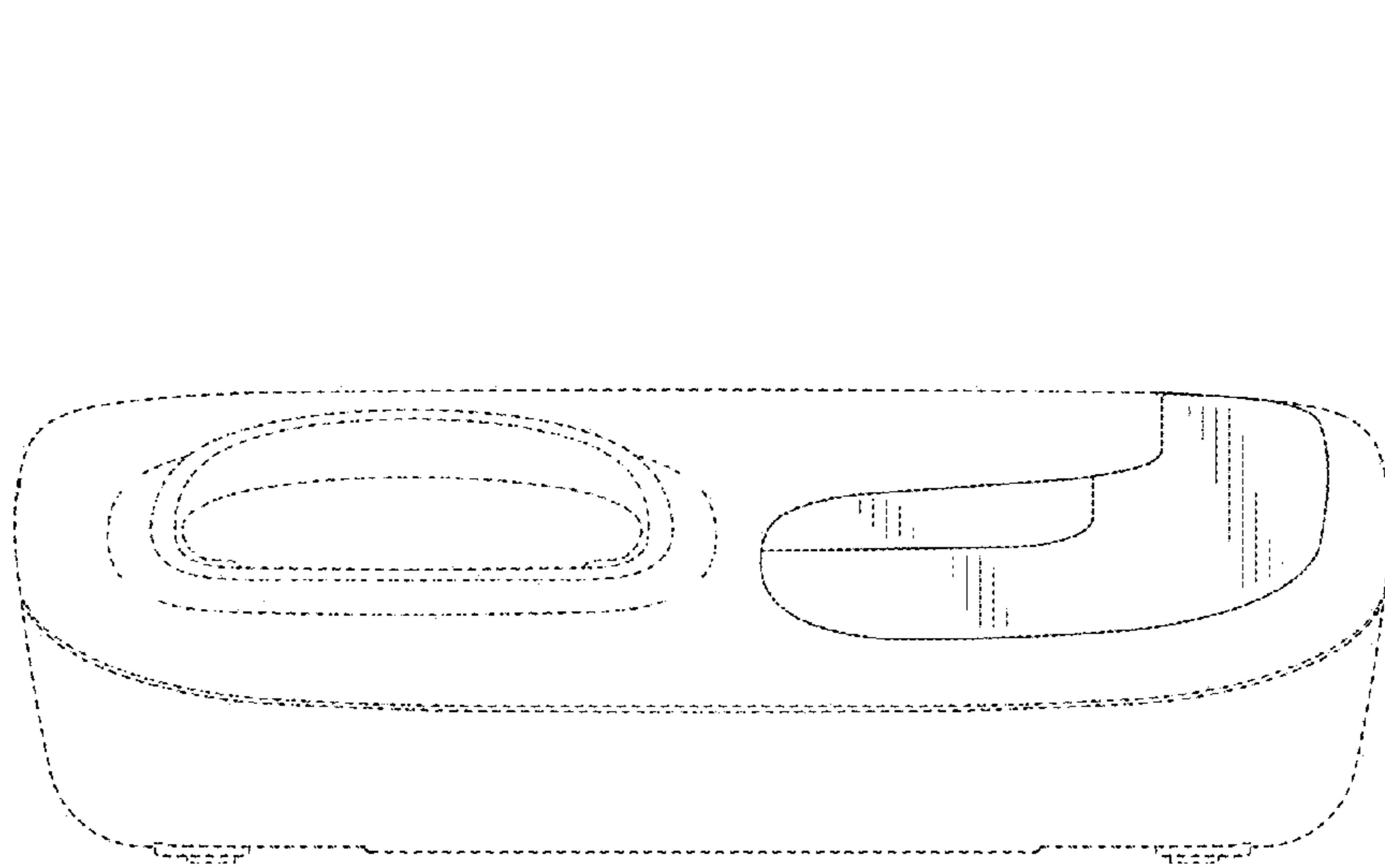


FIG. 7

