



US00D713786S

(12) **United States Design Patent**
Wen

(10) **Patent No.:** **US D713,786 S**

(45) **Date of Patent:** **** Sep. 23, 2014**

(54) **MOBILE POWER DEVICE**

(71) Applicant: **Shenzhen Hello Tech Energy Co., Ltd.**,
Shenzhen (CN)

(72) Inventor: **Meichan Wen**, Shenzhen (CN)

(73) Assignee: **Shenzhen Hello Tech Energy Co., Ltd.**,
Shenzhen (CN)

(**) Term: **14 Years**

(21) Appl. No.: **29/475,950**

(22) Filed: **Dec. 9, 2013**

(51) **LOC (10) Cl.** **13-02**

(52) **U.S. Cl.**
USPC **D13/108; D13/103**

(58) **Field of Classification Search**
CPC H02J 7/00; H02J 7/02; H02J 7/04;
H02J 7/0027; H02J 7/0054; H02J 7/0055;
H02J 2007/0062; H01M 10/44; H01M 10/46;
H01M 2200/30
USPC D13/102-110, 118-119, 184, 199;
D14/356, 432; 320/103, 107-115, 135,
320/138, 140; 429/156, 122
See application file for complete search history.

(56) **References Cited**

U.S. PATENT DOCUMENTS

D593,940 S * 6/2009 Nomi et al. D13/103
D622,213 S * 8/2010 Nomi et al. D13/103

D648,270 S * 11/2011 Jiang D13/103
D654,429 S * 2/2012 Li et al. D13/103
D665,732 S * 8/2012 Saito et al. D13/103
D667,788 S * 9/2012 Mai D13/110
D678,187 S * 3/2013 Huang D13/103
D682,196 S * 5/2013 Leung D13/103
8,541,985 B1 * 9/2013 Wong 320/140
8,547,061 B1 * 10/2013 Wong 320/112
D697,867 S * 1/2014 Weinstein et al. D13/108
D705,719 S * 5/2014 Wong D13/103
2013/0049675 A1 * 2/2013 Minami 320/103

* cited by examiner

Primary Examiner — Rosemary K Tarcza

(74) *Attorney, Agent, or Firm* — James F. Hann; Haynes
Beffel & Wolfeld LLP

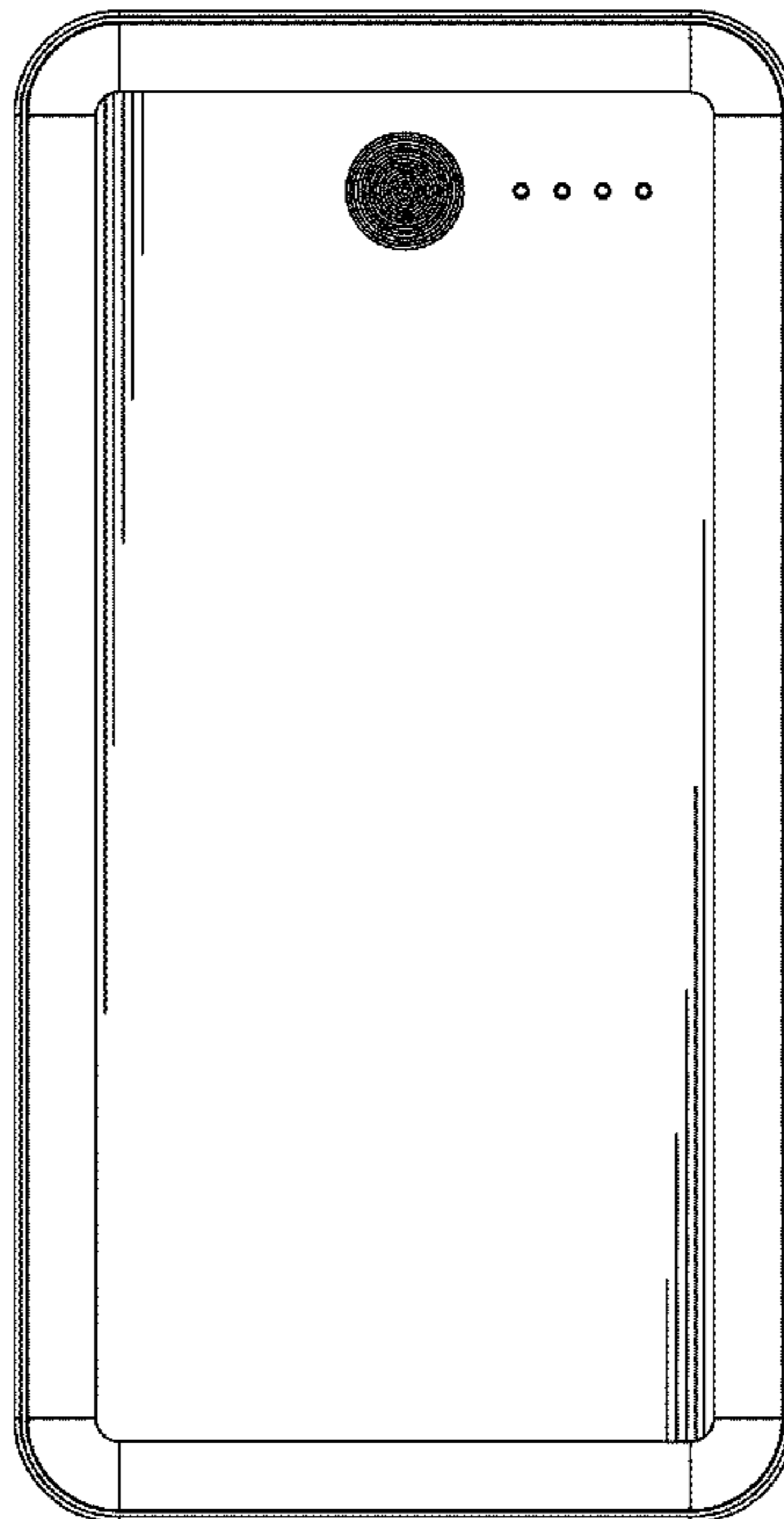
(57) **CLAIM**

The ornamental design for a mobile power device, as shown
and described.

DESCRIPTION

FIG. 1 is a front elevational view of a mobile power device
showing my new design;
FIG. 2 is a rear elevational view thereof;
FIG. 3 is a left-side elevational view thereof;
FIG. 4 is a right-side elevational view thereof;
FIG. 5 is a top plan view thereof;
FIG. 6 is a bottom plan view thereof; and,
FIG. 7 is a perspective view thereof.
The mobile power device is used to provide power to an
electronic device.

1 Claim, 6 Drawing Sheets






FIG. 1

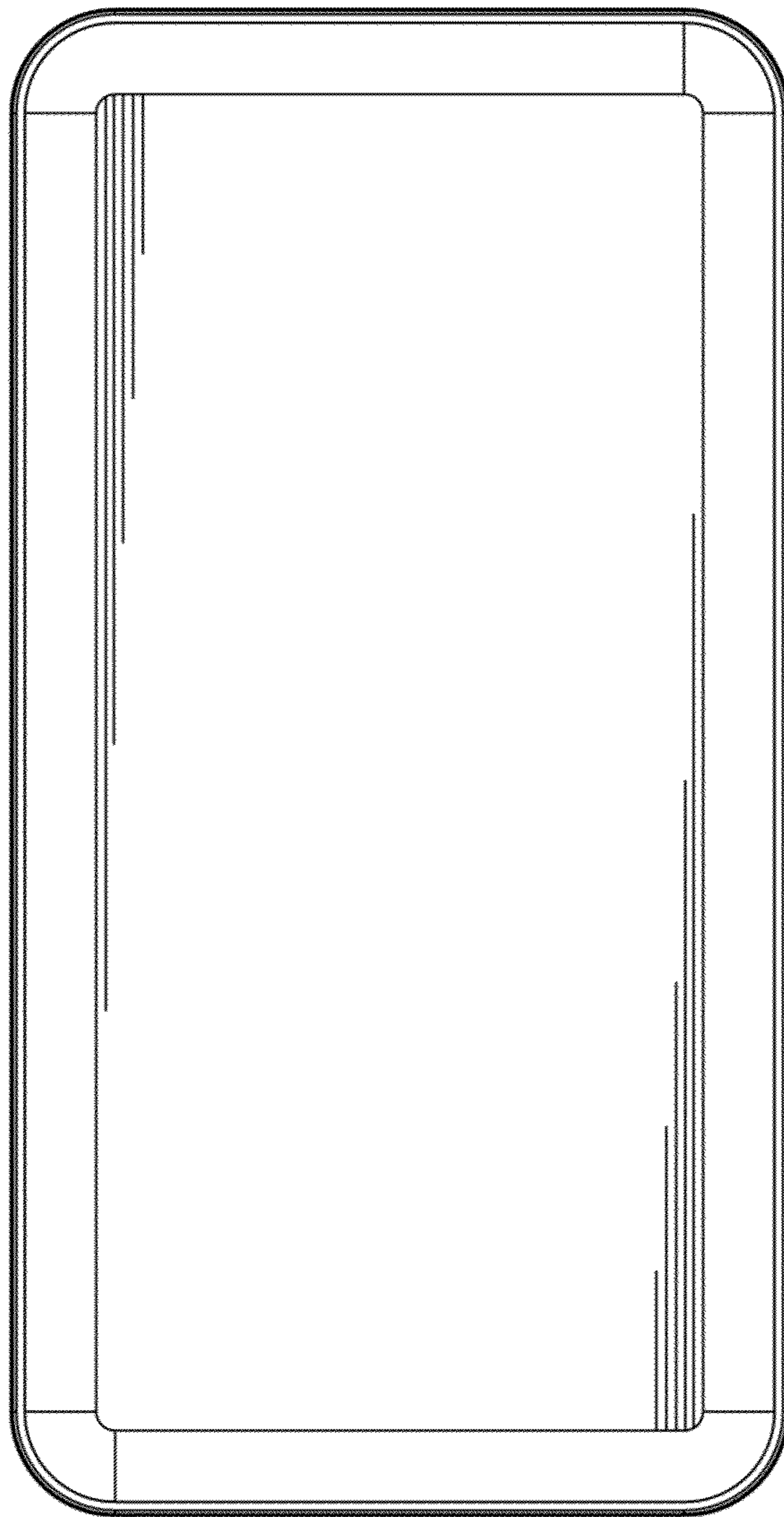


FIG. 2

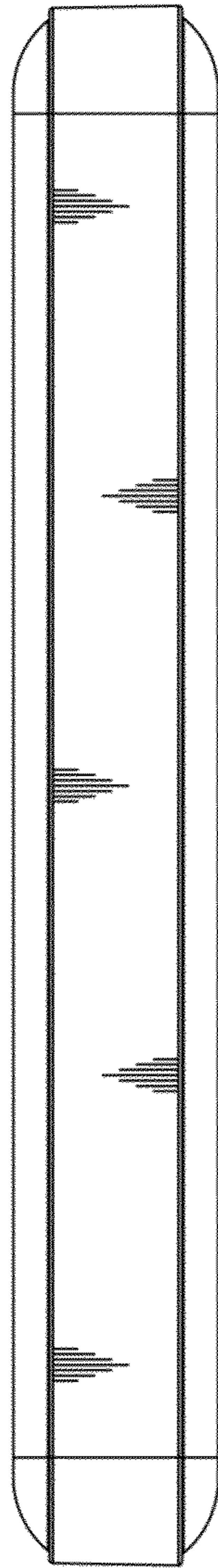


FIG. 3

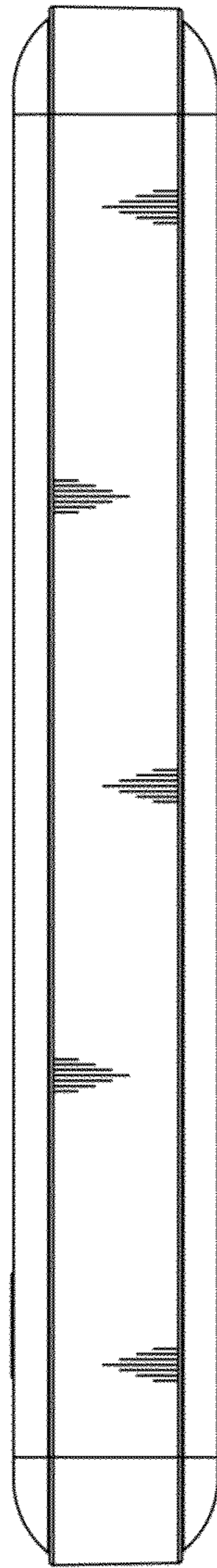


FIG. 4

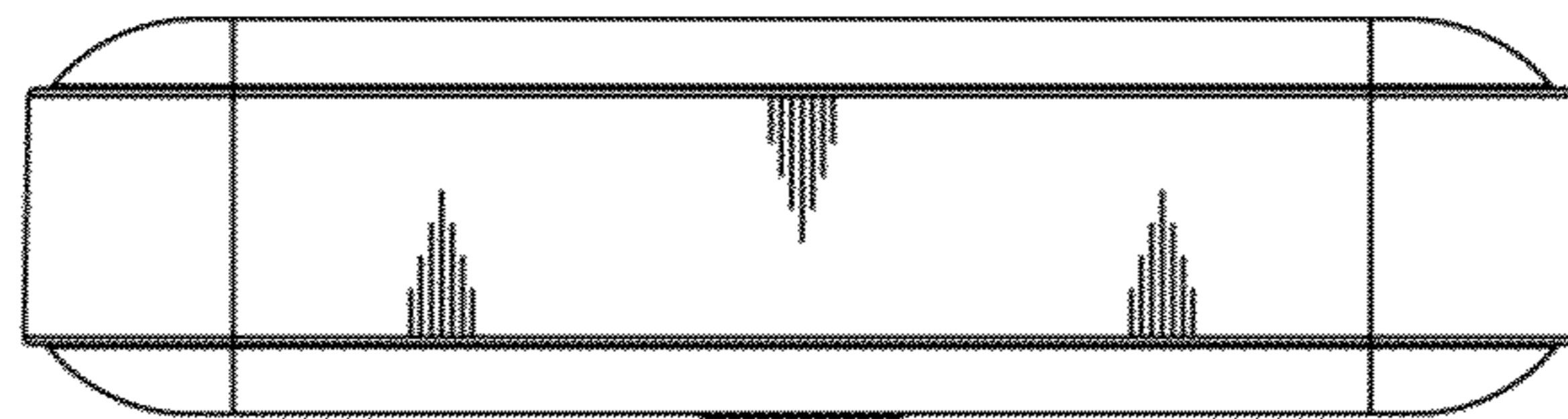


FIG. 5

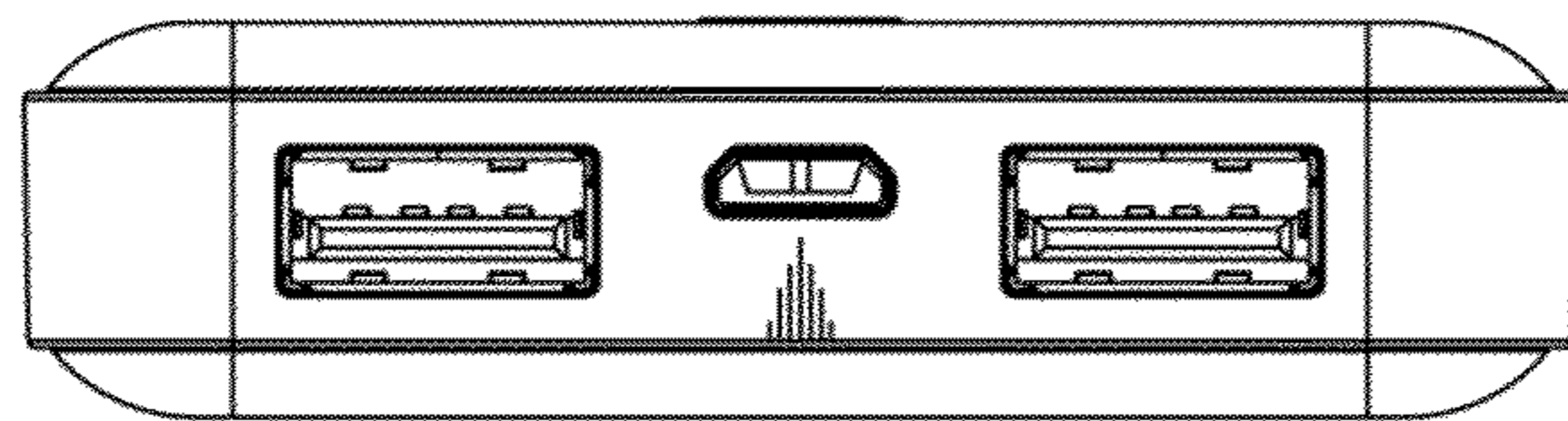


FIG. 6

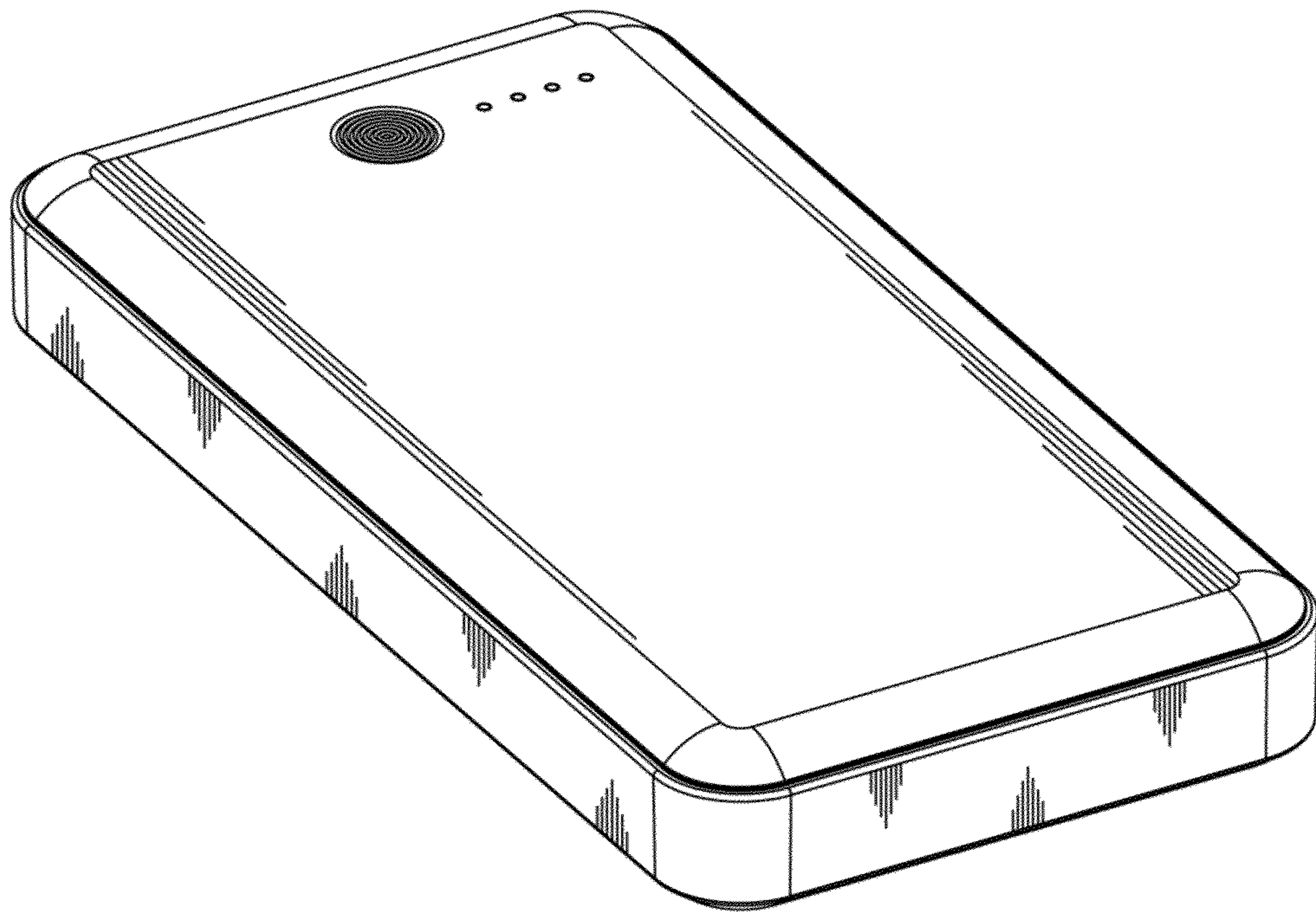


FIG. 7