



US00D713767S

(12) **United States Design Patent**
Selvaag

(10) **Patent No.:** **US D713,767 S**

(45) **Date of Patent:** **** Sep. 23, 2014**

(54) **FRONT BUMPER FOR A VEHICLE**

FOREIGN PATENT DOCUMENTS

(71) Applicant: **Bayerische Motoren Werke Aktiengesellschaft, Munich (DE)**

EM 001754953-0001 1/2011

WO DM/068894 11/2007

WO DM/070262 12/2008

WO DM/070265 12/2008

WO DM/073504 10/2010

WO DM/076560 2/2012

(72) Inventor: **Per Ivar Selvaag, Fogn (NO)**

(73) Assignee: **Bayerische Motoren Werke Aktiengesellschaft, Munich (DE)**

* cited by examiner

(**) Term: **14 Years**

Primary Examiner — Melody Brown

(21) Appl. No.: **29/456,883**

(74) *Attorney, Agent, or Firm* — Crowell & Moring LLP

(22) Filed: **Jun. 5, 2013**

(57) **CLAIM**

(30) **Foreign Application Priority Data**

The ornamental design for a front bumper for a vehicle, as shown and described.

Dec. 6, 2012 (DE) 40 2012 101 055

(51) **LOC (10) Cl.** **12-16**

DESCRIPTION

(52) **U.S. Cl.**
USPC **D12/169**

(58) **Field of Classification Search**
USPC D12/169, 196, 171, 216, 163, 86,
D12/90-92; 293/102, 113, 115, 117, 120;
296/180.1, 180.2
See application file for complete search history.

This application contains subject matter related to the following co-pending U.S. design patent applications: Application Ser. No. 29/456,880, filed herewith and entitled "Vehicle, Toy, and/or Replicas Thereof"; Application Ser. No. 29/456,881, filed herewith and entitled "Vehicle, Toy, and/or Replicas Thereof"; Application Ser. No. 29/456,882, filed herewith and entitled "Vehicle, Toy, and/or Replicas Thereof"; and Application Ser. No. 29/456,886, filed herewith and entitled "Front Bumper for a Vehicle".


(56) **References Cited**

U.S. PATENT DOCUMENTS

D570,261 S	*	6/2008	Baum	D12/169
D606,465 S	*	12/2009	Weil	D12/169
D620,843 S	*	8/2010	Froehlich	D12/92
D637,124 S		5/2011	Faghihzadeh		
D638,758 S		5/2011	Faghihzadeh		
D669,402 S	*	10/2012	Elmitt	D12/169
D670,625 S	*	11/2012	Frei et al.	D12/169
D675,139 S	*	1/2013	Yamamoto et al.	D12/169
D678,141 S	*	3/2013	Behmer et al.	D12/169
D687,356 S		8/2013	Weil		
D692,811 S	*	11/2013	Johnson	D12/169
D702,160 S	*	4/2014	Miyazawa	D12/169

FIG. 1 is a front view of a front bumper for a vehicle according to the design;
FIG. 2 is a right, front perspective view thereof;
FIG. 3 is a left, front perspective view thereof;
FIG. 4 is a right side view thereof;
FIG. 5 is a left side view thereof;
FIG. 6 is a top view thereof;
FIG. 7 is a bottom view thereof; and,
FIG. 8 is a rear view thereof.

1 Claim, 8 Drawing Sheets






Fig. 1

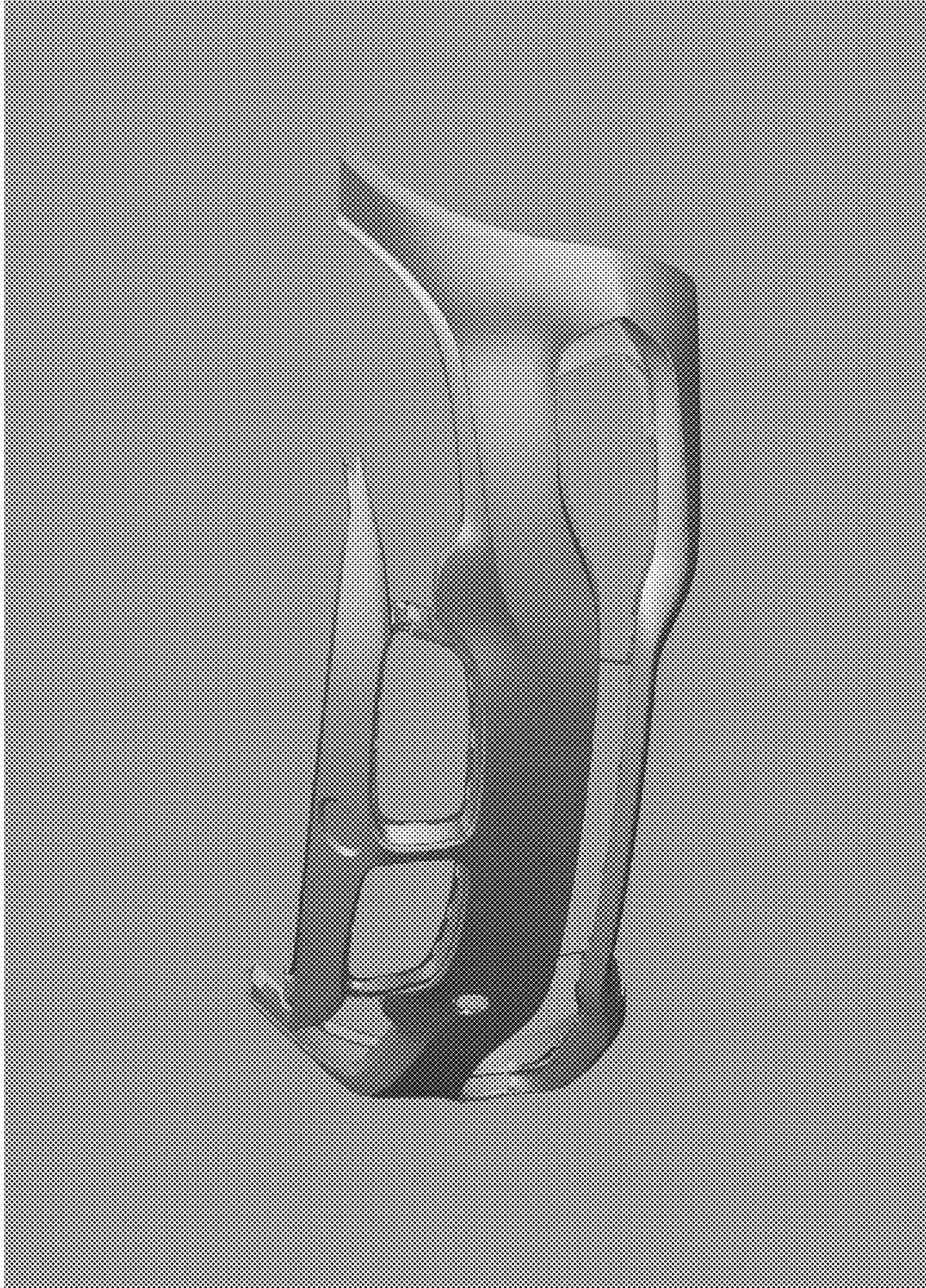


Fig. 2




Fig. 3




Fig. 4




Fig. 5




Fig. 6




Fig. 7




Fig. 8