



US00D713744S

(12) **United States Design Patent**
Barani

(10) **Patent No.:** **US D713,744 S**

(45) **Date of Patent:** **** Sep. 23, 2014**

(54) **WIND CUP FOR AN ANEMOMETER**

416/228, 229 R, 235, 238, 243

See application file for complete search history.

(71) Applicant: **Jan Barani**, Liptovsky Mikulas (SK)

(72) Inventor: **Jan Barani**, Liptovsky Mikulas (SK)

(73) Assignee: **Jan Barani** (SK)

(**) Term: **14 Years**

(21) Appl. No.: **29/457,989**

(22) Filed: **Jun. 14, 2013**

(30) **Foreign Application Priority Data**

Dec. 16, 2012 (EP) 002153882-0003

(51) **LOC (10) Cl.** **10-04**

(52) **U.S. Cl.**
USPC **D10/59**

(58) **Field of Classification Search**

CPC F03B 3/121; F03B 3/062; F03B 3/61;
F03D 3/061; F03D 3/062; F03D 3/067;
F03D 7/06; F03D 7/022; F03D 7/0232;
F05B 2240/301; F05B 2240/931; F05B
2240/941; F05B 2240/214; F05B 2240/122;
F05B 2250/232; F05B 2250/25
USPC D10/59, 118.1; D13/115;
73/170.01-170.15, 861.85; 116/141;
244/204; 415/4.2, 4.3, 4.4, 4.5, 18, 71;
416/11, 12, 23, 132 B, 146 R, 155, 226,

(56) **References Cited**

U.S. PATENT DOCUMENTS

6,895,812 B2 * 5/2005 Dahlberg 73/170.01
D608,227 S * 1/2010 Charleux et al. D10/59
8,443,682 B2 * 5/2013 Hong 73/861.85

* cited by examiner

Primary Examiner — Antoine D Davis

(74) *Attorney, Agent, or Firm* — Landmark Intellectual Property Law, PC

(57) **CLAIM**

The ornamental design for a wind cup for an anemometer, as shown.

DESCRIPTION

FIG. 1 is a front view of a wind cup for an anemometer showing my new design;
FIG. 2 is a side view thereof;
FIG. 3 is a side perspective view thereof;
FIG. 4 is a top view thereof;
FIG. 5 is a top perspective view thereof;
FIG. 6 is a perspective view thereof; and,
FIG. 7 is a perspective view thereof.

1 Claim, 7 Drawing Sheets




FIGURE 1

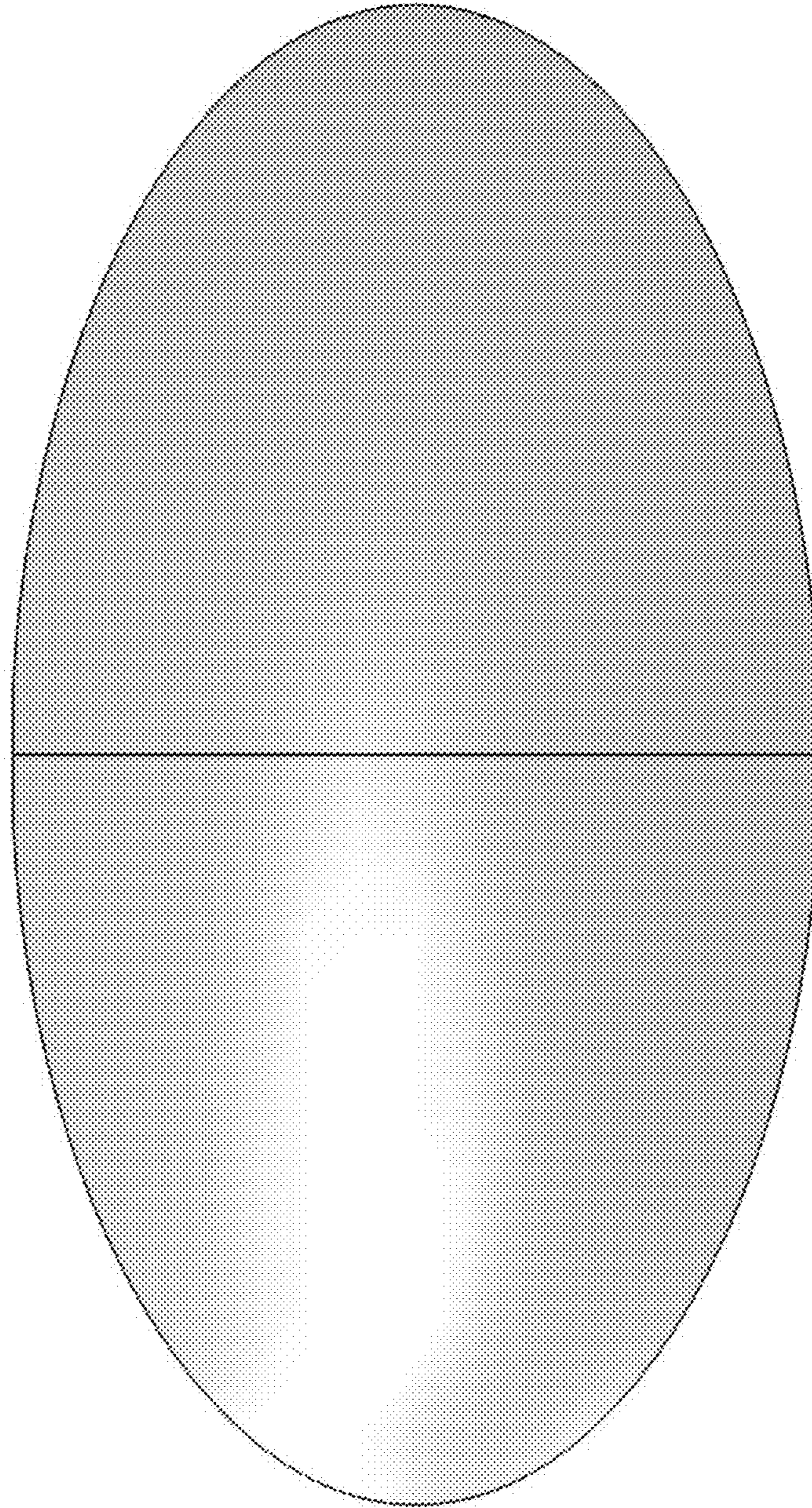


FIGURE 2




FIGURE 3




FIGURE 4

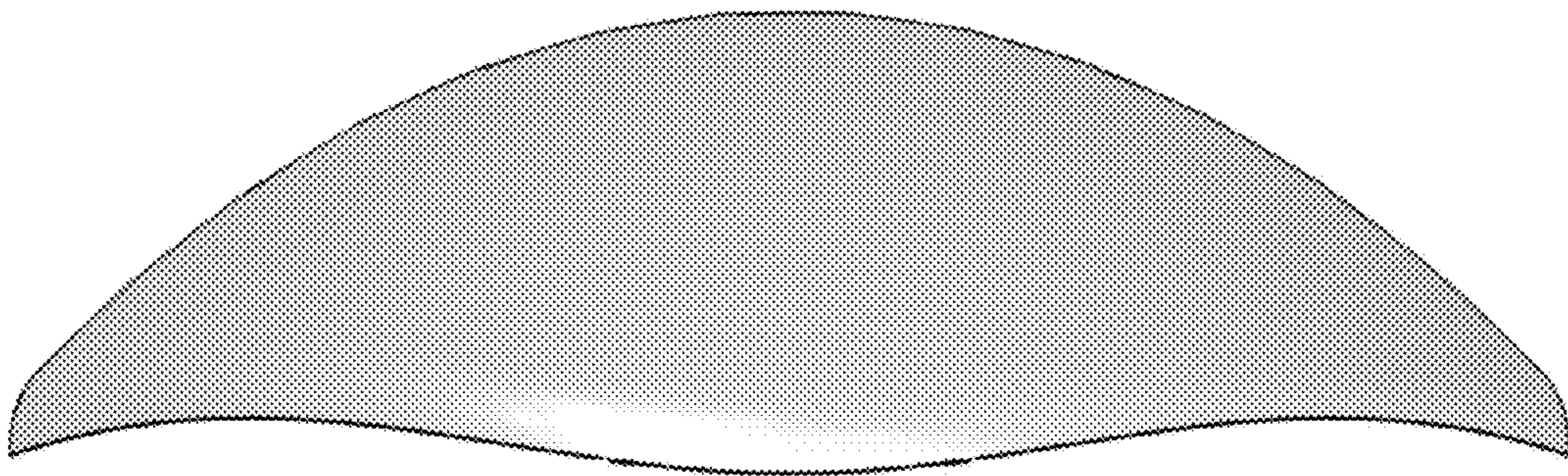


FIGURE 5

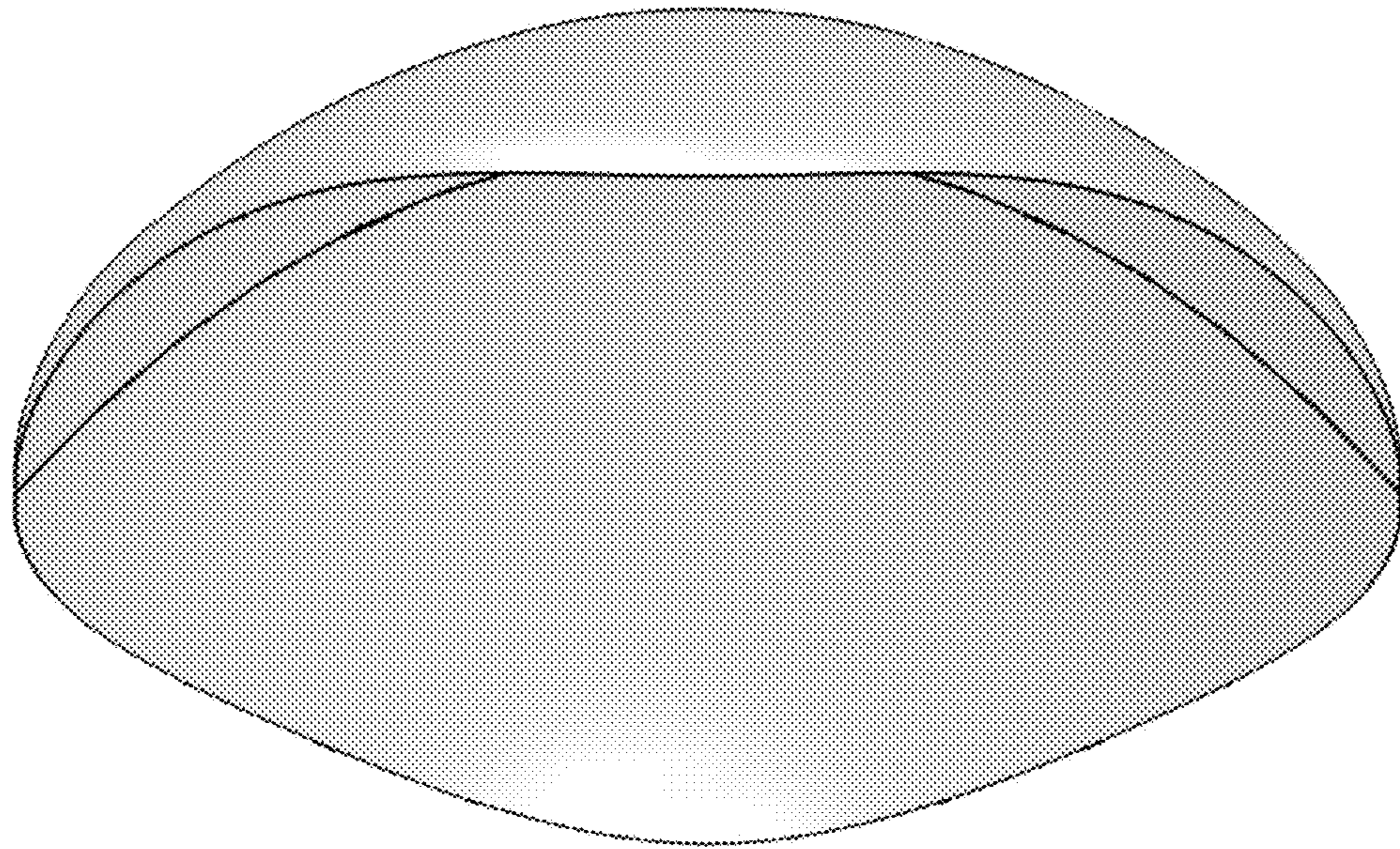


FIGURE 6




FIGURE 7

