



US00D713742S

(12) **United States Design Patent**  
**Dzikowicz et al.**

(10) **Patent No.:** **US D713,742 S**

(45) **Date of Patent:** **\*\* Sep. 23, 2014**

(54) **FOOD TRAY**

(75) Inventors: **Anthony Edward Dzikowicz**, Grand Haven, MI (US); **Clara Grainne Eleanor O'Connor**, Helsingborg (SE)

(73) Assignee: **Societe des Produits Nestle, S.A.**, Vevey (CH)

(\*\*) Term: **14 Years**

(21) Appl. No.: **29/414,112**

(22) Filed: **Feb. 24, 2012**

(51) **LOC (10) Cl.** ..... **09-03**

(52) **U.S. Cl.**  
USPC ..... **D9/761; D9/424**

(58) **Field of Classification Search**  
USPC ..... D9/737, 761, 424, 430-432, 425, 426;  
D7/550, 553, 555; 206/561, 564;  
220/500, 555, 657, 659, 904; 229/404  
See application file for complete search history.

(56) **References Cited**

**U.S. PATENT DOCUMENTS**

D224,662	S	*	8/1972	Swett et al.	.....	D7/546
4,202,465	A	*	5/1980	McLaren	.....	229/120.17
D367,172	S	*	2/1996	Brightbill et al.	.....	D3/310
D505,335	S	*	5/2005	Grenda	.....	D9/737
D591,174	S	*	4/2009	Larson	.....	D9/761
D591,175	S	*	4/2009	Larson	.....	D9/761

D595,155	S	*	6/2009	Larson	.....	D9/761
D643,311	S	*	8/2011	Meyers	.....	D9/761
D643,710	S	*	8/2011	Samartgis	.....	D9/424
D688,572	S	*	8/2013	Marin	.....	D9/761
2005/0124521	A1	*	6/2005	Sadlowski et al.	.....	510/295

\* cited by examiner

*Primary Examiner* — Mark Goodwin

(74) *Attorney, Agent, or Firm* — Gary M. Lobel

(57) **CLAIM**

The ornamental design for a food tray, as shown and described.

**DESCRIPTION**

FIG. 1 is a top plan view of a food tray showing our new design.

FIG. 2 is a front view of the design, the rear view being identical thereto.

FIG. 3 is a cross-section view of the design taken about a plane midway between the front and rear of the food tray.

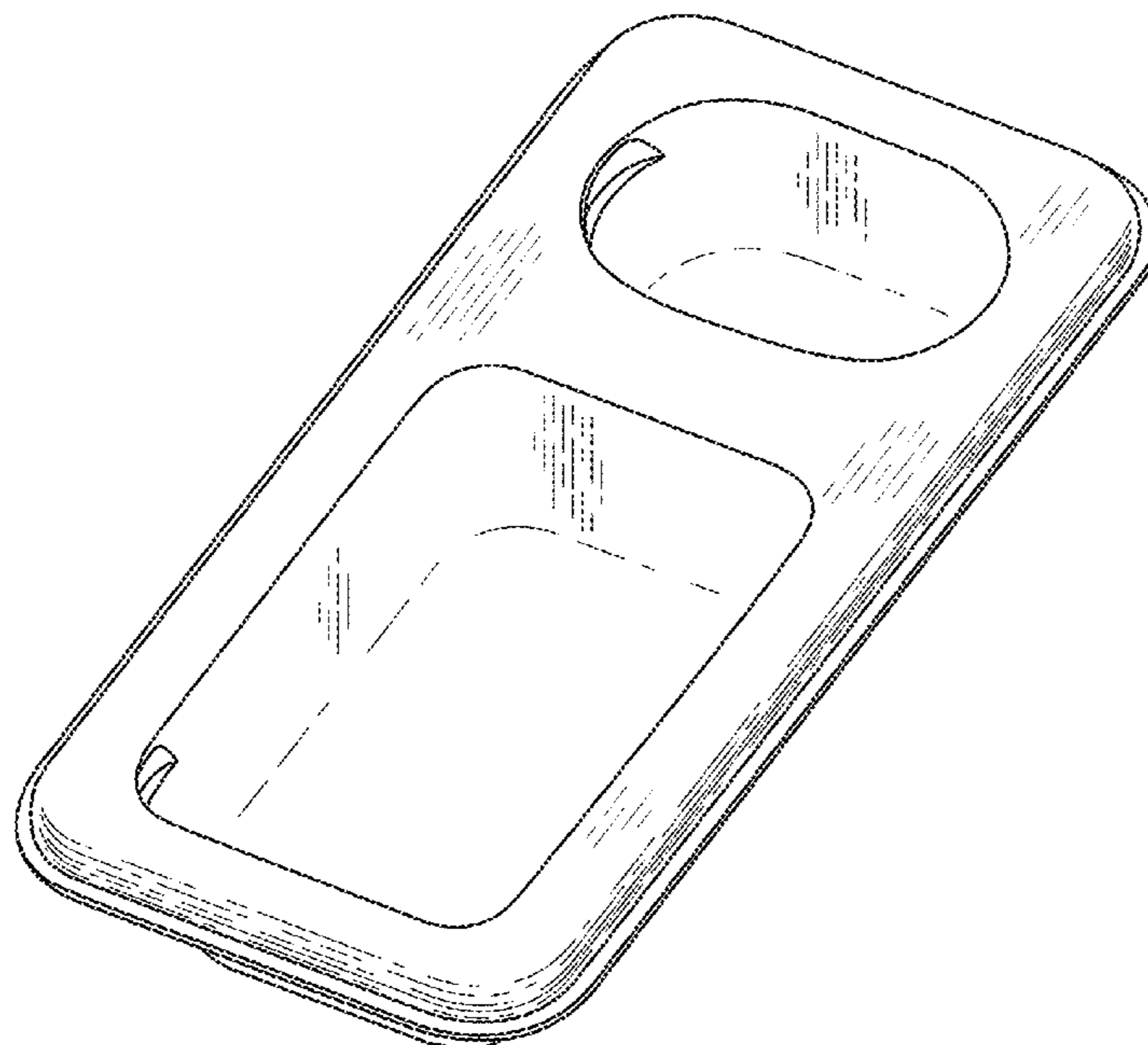
FIG. 4 is a cross-section view of the design taken about a plane midway between the left and right of the larger compartment of the food tray.

FIG. 5 is a cross-section view thereof taken about a plane midway between the left and right of the smaller compartment of the food tray.

FIG. 6 is a right side view of the design, the left side view being identical thereto; and,

FIG. 7 is a top, front, left side perspective view of the design.

**1 Claim, 3 Drawing Sheets**



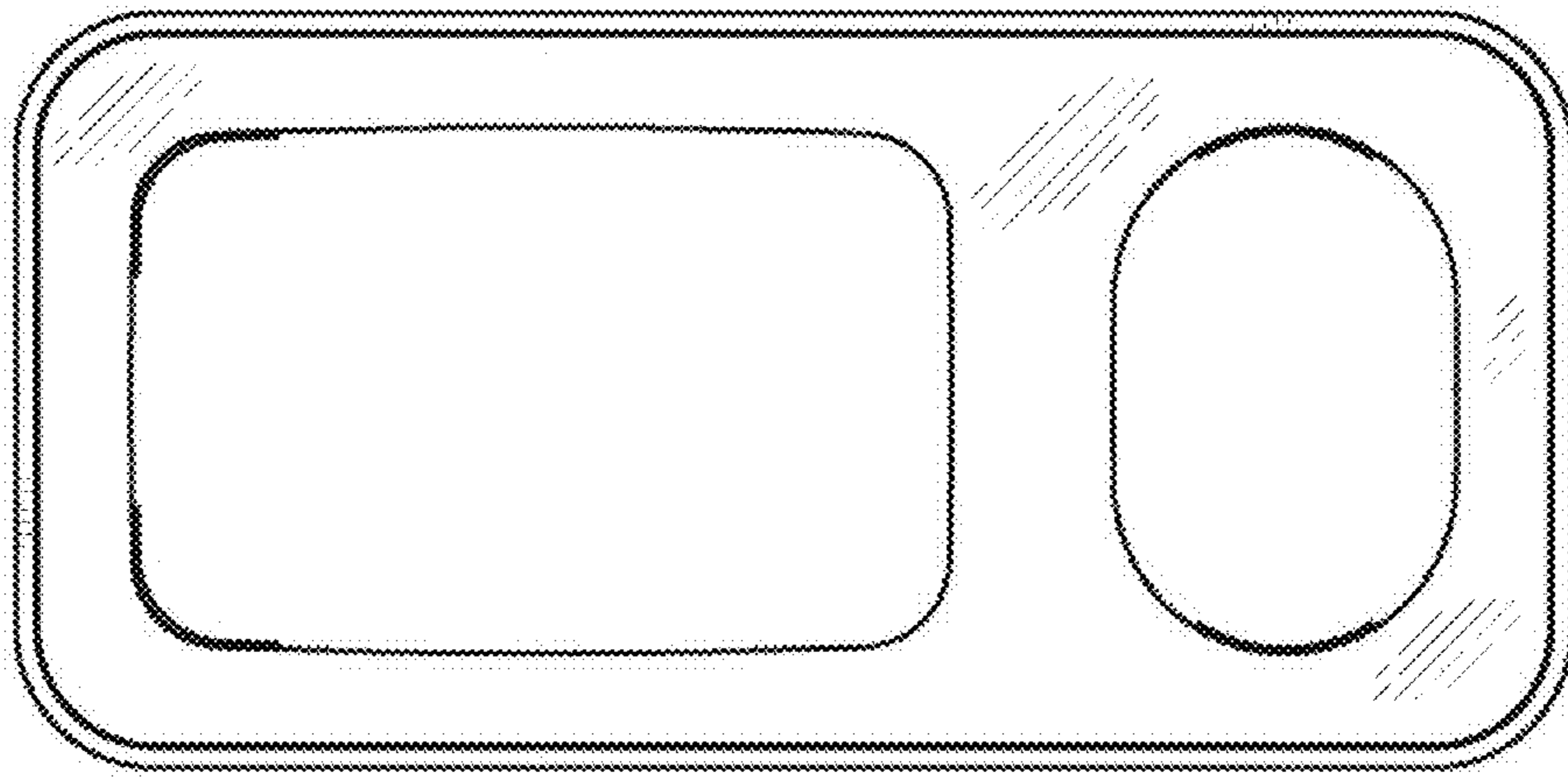


FIG. 1

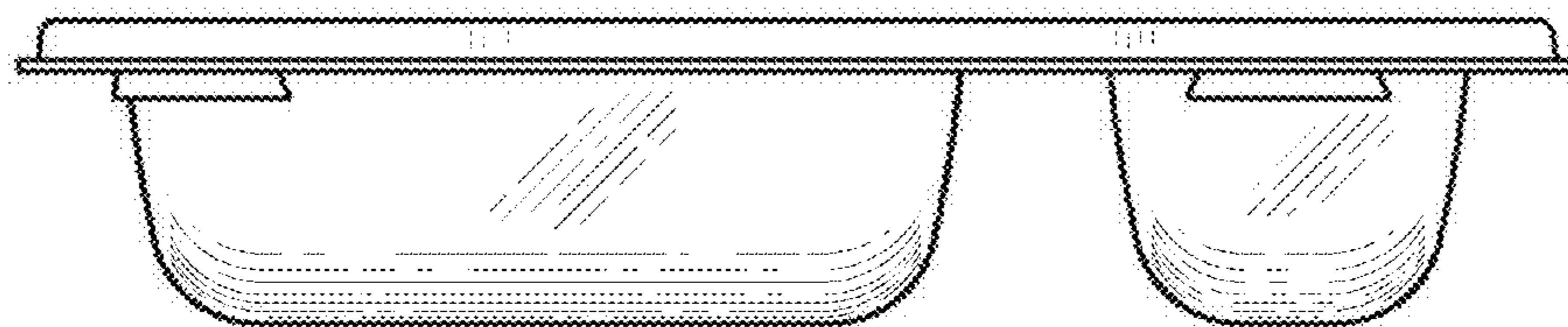


FIG. 2

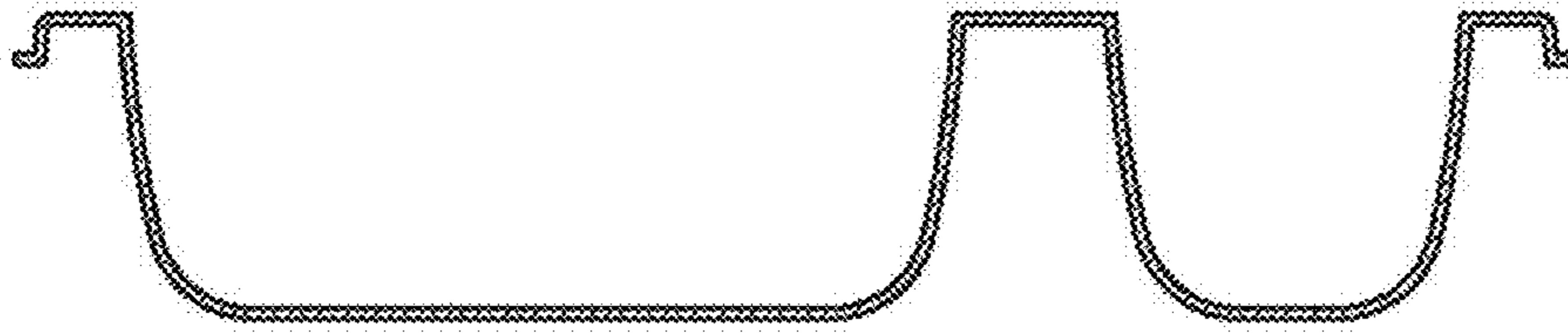


FIG. 3



FIG. 4



FIG. 5

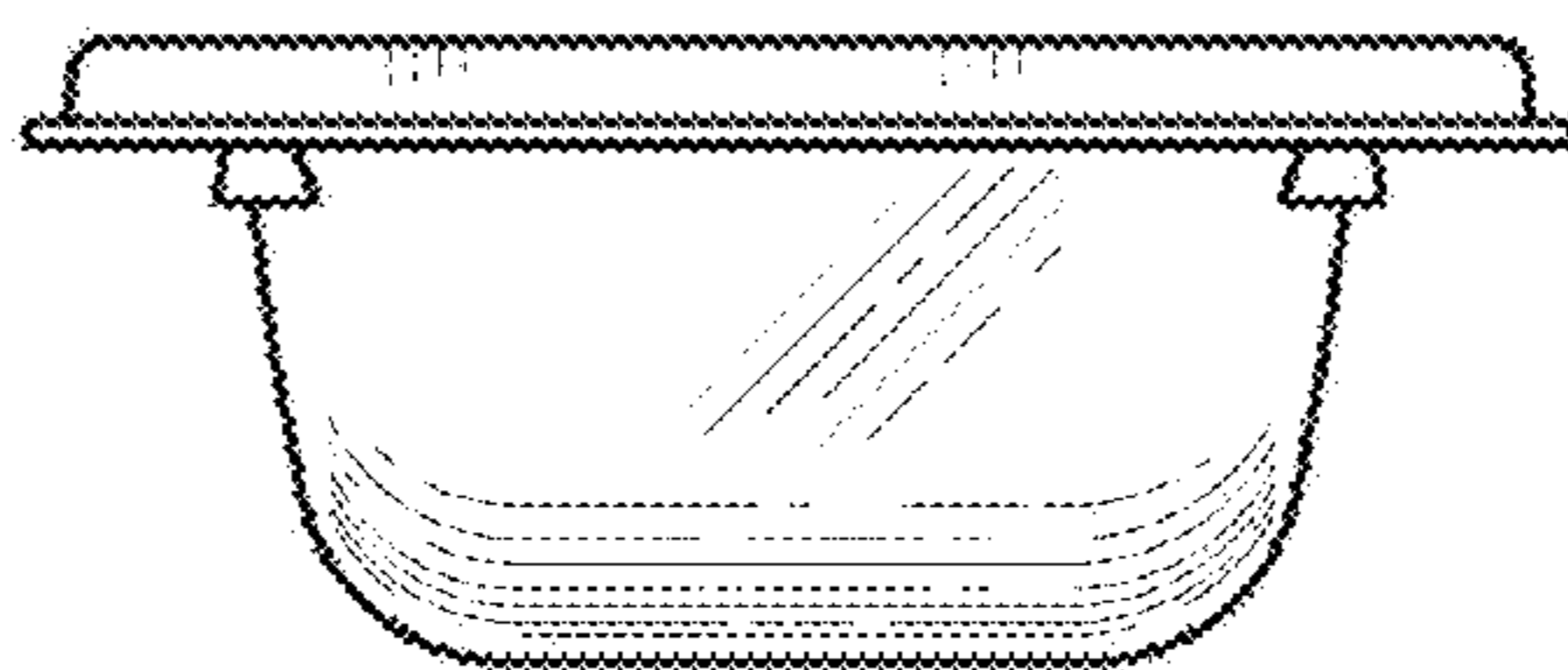


FIG. 6

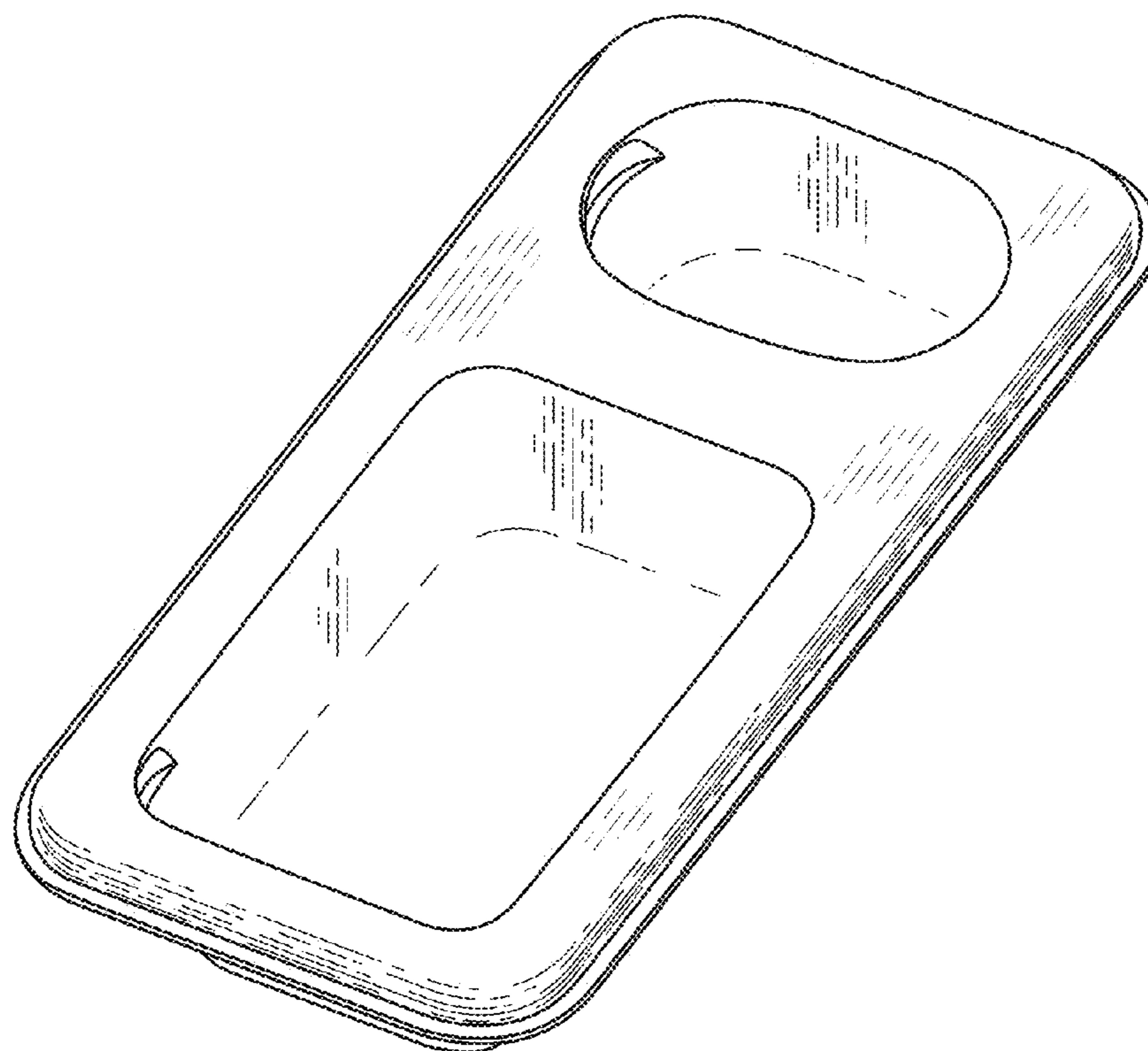


FIG. 7