



US00D713737S

(12) **United States Design Patent**
Adamson-Mohan

(10) **Patent No.:** **US D713,737 S**
(45) **Date of Patent:** **** Sep. 23, 2014**

(54) **CONTAINER**
(75) **Inventor:** **Arjun Adamson-Mohan**, San Francisco, CA (US)
(73) **Assignee:** **Reckitt Benckiser (Brands) Limited**, Sough, Berkshire (GB)
(**) **Term:** **14 Years**

3,382,866 A 5/1968 Harris
D237,313 S 10/1975 Harris
D249,160 S 8/1978 Toyoda
D274,649 S 7/1984 Shiu
D279,406 S 6/1985 Shiu
4,590,926 A 5/1986 Courtin
4,681,095 A 7/1987 Bontemps
4,920,956 A 5/1990 Yamauchi
D309,098 S 7/1990 Moret
D319,105 S 8/1991 Cheng
D319,184 S * 8/1991 Monod D9/523

(21) **Appl. No.:** **29/391,438**

(22) **Filed:** **May 9, 2011**

(51) **LOC (10) Cl.** **09-01**

(52) **U.S. Cl.**
USPC **D9/693; D9/682**

(58) **Field of Classification Search**
USPC D9/715, 719, 516-575, 434-436,
D9/447-449; D28/76, 77, 91.1;
215/379-386; 220/669, 675

See application file for complete search history.

(56) **References Cited**

U.S. PATENT DOCUMENTS

382,811 A 5/1888 Horst
D22,085 S * 12/1892 Murphy D9/666
D23,924 S * 1/1895 Packham, Jr. D9/624
D29,026 S 7/1898 Barchard
D30,091 S 1/1899 Swartz
D32,787 S 6/1900 Vigne et al.
D45,720 S 5/1914 Kimball
D57,364 S 3/1921 Linden
1,380,986 A 6/1921 Linden
1,534,974 A 4/1925 Linden
D76,413 S 6/1928 Palmer
1,746,877 A 2/1930 Tompkins
D85,076 S 6/1930 Barker
1,769,872 A 7/1930 Weeks
D99,764 S 7/1935 Trompeter
D150,125 S 3/1946 Gardner
2,929,374 A 3/1960 O’Gara

FOREIGN PATENT DOCUMENTS

GB 2209511 5/1989
JP D1161305 * 11/2005

(Continued)

Primary Examiner — Catherine Tuttle

(74) *Attorney, Agent, or Firm* — Troutman Sanders LLP;
Ryan A. Schneider; Troy S. Kleckley

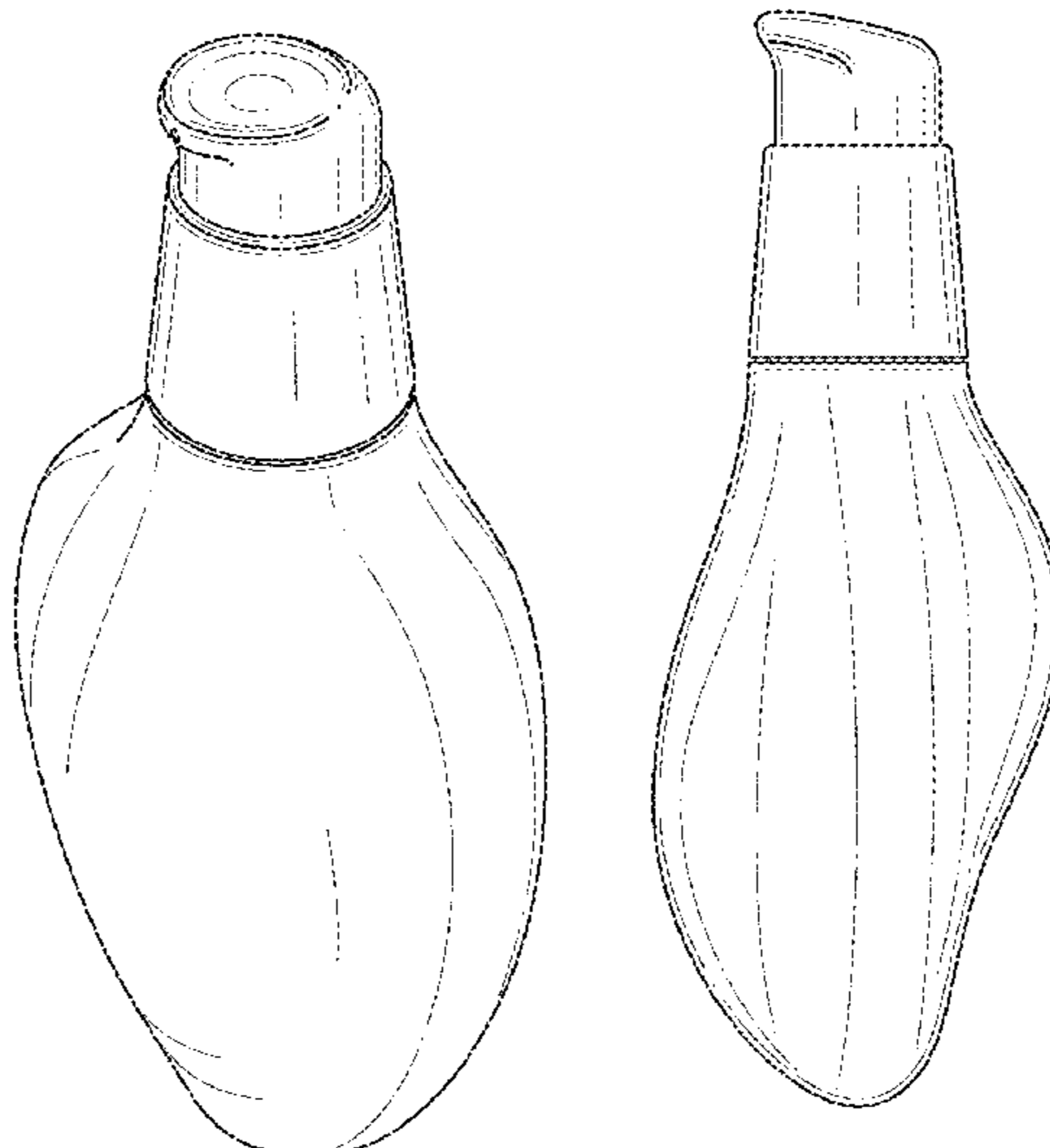
(57) **CLAIM**

I claim the ornamental design for a container, as shown and described.

DESCRIPTION

FIG. 1 is a front, right, top perspective view of a container showing my new design;
FIG. 2 is a back, left, top perspective view thereof;
FIG. 3 is a front elevational view thereof;
FIG. 4 is a back elevational view thereof;
FIG. 5 is a left side elevational view thereof;
FIG. 6 is a right side elevational view thereof;
FIG. 7 is a top end view thereof;
FIG. 8 is a bottom end view thereof; and,
FIG. 9 is a front, right, top perspective exploded view thereof with the dispensing closure removed from the main body of the container.

1 Claim, 8 Drawing Sheets



(56)

References Cited

U.S. PATENT DOCUMENTS

D338,964 S 8/1993 Tarjoto
 5,284,272 A 2/1994 Wei
 D345,801 S 4/1994 Bosch
 D356,947 S * 4/1995 Mueller D9/682
 5,520,617 A 5/1996 Wei
 D378,135 S 2/1997 Sirois et al.
 D378,801 S * 4/1997 Blanche D9/691
 D404,295 S * 1/1999 Bertolini et al. D9/691
 D406,899 S 3/1999 Cottle
 6,077,239 A 6/2000 Lin
 D431,191 S 9/2000 Farris
 D443,824 S 6/2001 Farris
 6,641,547 B2 11/2003 Sevier et al.
 D485,185 S 1/2004 Versace
 6,679,856 B2 1/2004 Mueller
 D492,603 S * 7/2004 Rashid D9/521
 D502,264 S 2/2005 Timmer
 6,887,211 B1 5/2005 Sevier et al.
 6,893,408 B2 5/2005 Wang
 6,911,010 B2 6/2005 Dirks
 D516,919 S 3/2006 Sakai et al.
 D517,218 S 3/2006 Kalen
 D518,576 S 4/2006 Sevier et al.
 D521,648 S 5/2006 Wang
 D530,429 S 10/2006 Sevier et al.
 D540,173 S * 4/2007 Obuchi D9/521
 7,244,237 B2 7/2007 Smith
 D560,810 S 1/2008 Hennessy

D576,736 S 9/2008 Hagege
 7,431,706 B2 10/2008 Louis
 D583,063 S 12/2008 Bauer et al.
 7,481,783 B1 1/2009 Kelley
 7,517,324 B2 4/2009 Cohen
 D607,116 S 12/2009 Morganstern
 D610,695 S 2/2010 Forte
 D613,417 S 4/2010 Imboden et al.
 D613,871 S 4/2010 Choi et al.
 D643,724 S * 8/2011 Donnelly et al. D9/521
 D649,478 S * 11/2011 Kim D9/719
 2001/0025152 A1 9/2001 Sakai et al.
 2002/0111573 A1 8/2002 Teng
 2003/0225352 A1 12/2003 Eckers
 2006/0247562 A1 11/2006 Emmel
 2007/0032751 A1 2/2007 Roman
 2007/0191745 A1 8/2007 Tucker
 2008/0004554 A1 1/2008 Smith
 2008/0027364 A1 1/2008 Moutray
 2008/0306417 A1 12/2008 Imboden et al.
 2009/0105620 A1 4/2009 Wolfe et al.
 2010/0087763 A1 4/2010 Hane-Karr

FOREIGN PATENT DOCUMENTS

KR 300459059.0000 * 8/2007
 WO D043264-001 * 5/1998
 WO D050379-001 * 3/2000
 WO D065637-001 * 12/2004
 WO 2006017958 2/2006

* cited by examiner

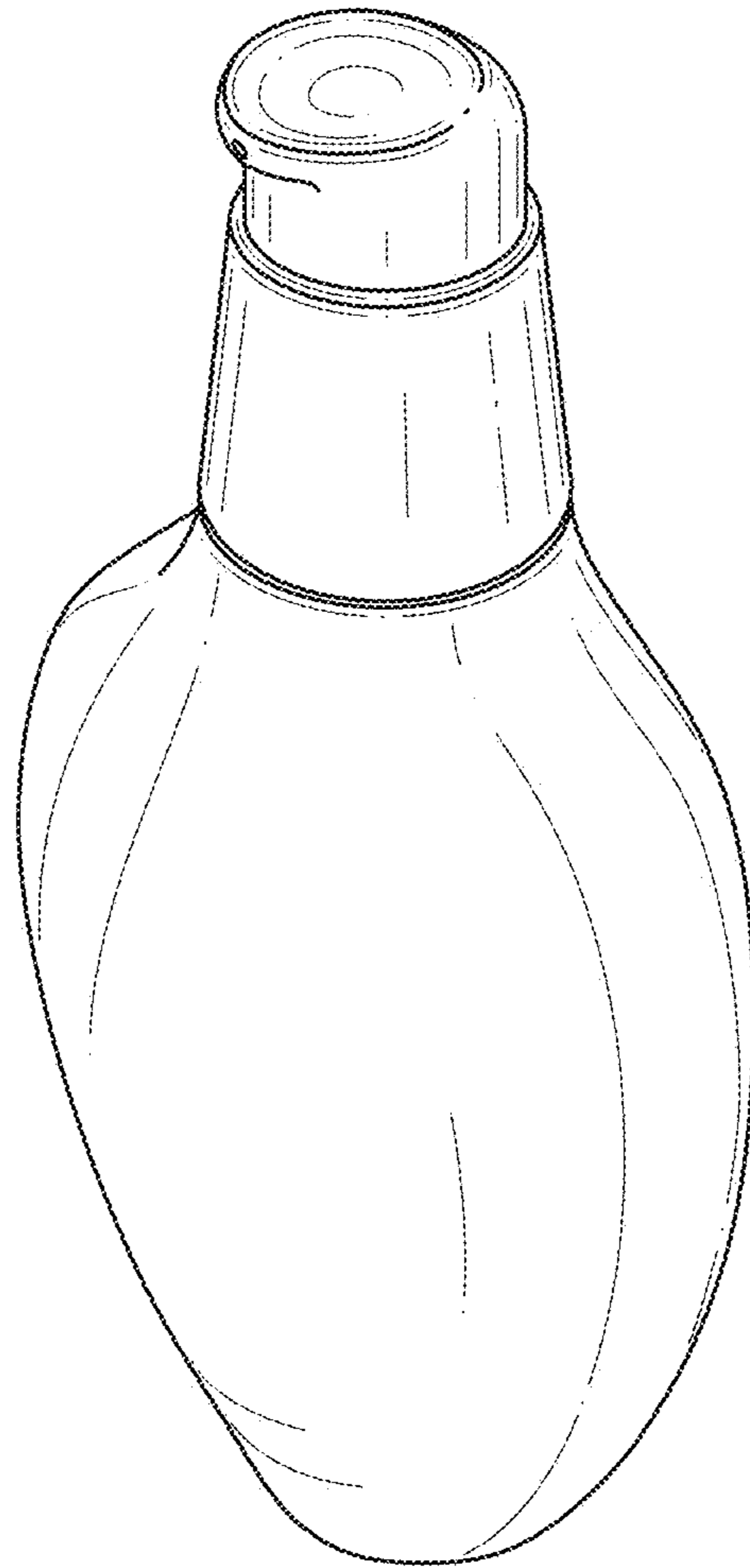


FIG. 1

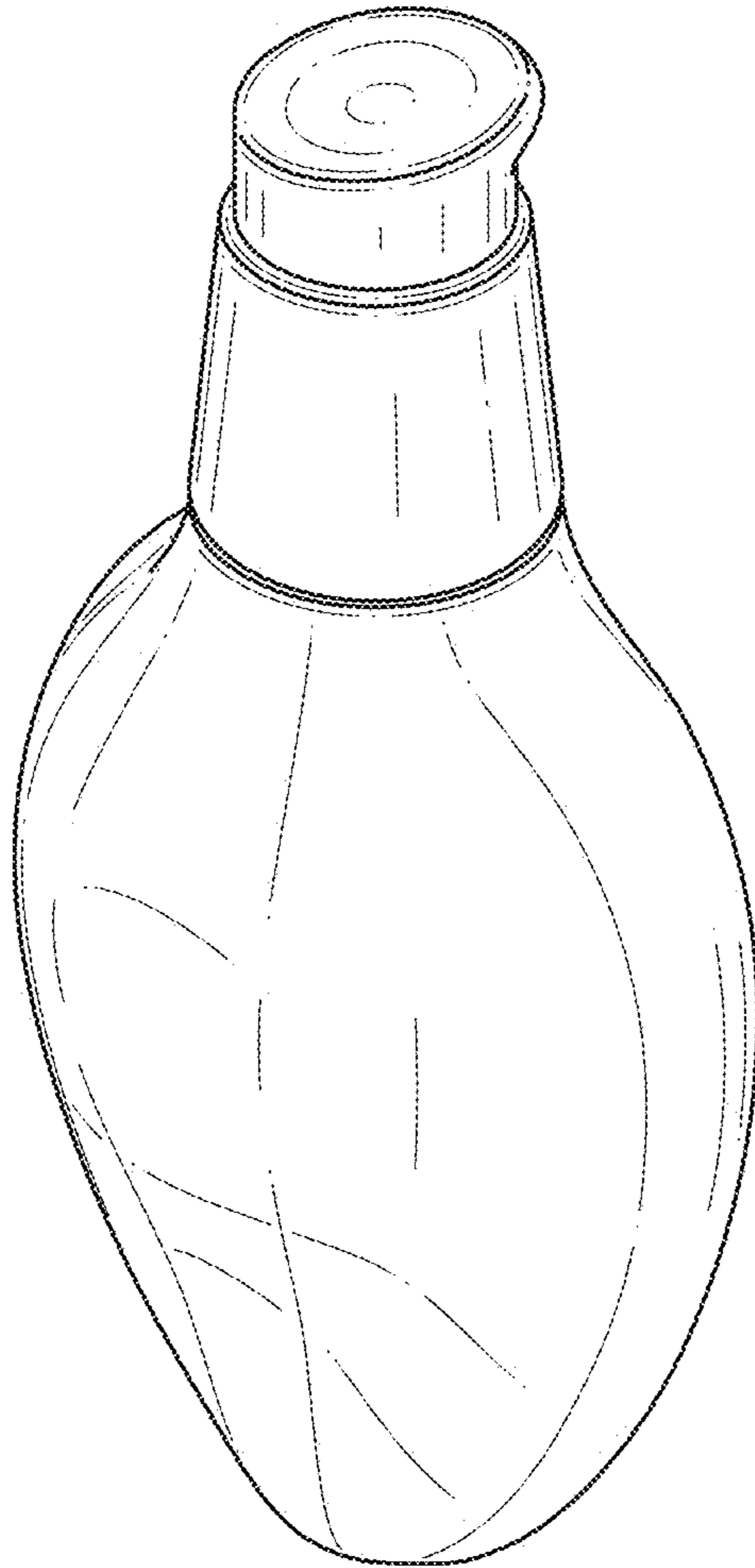


FIG. 2

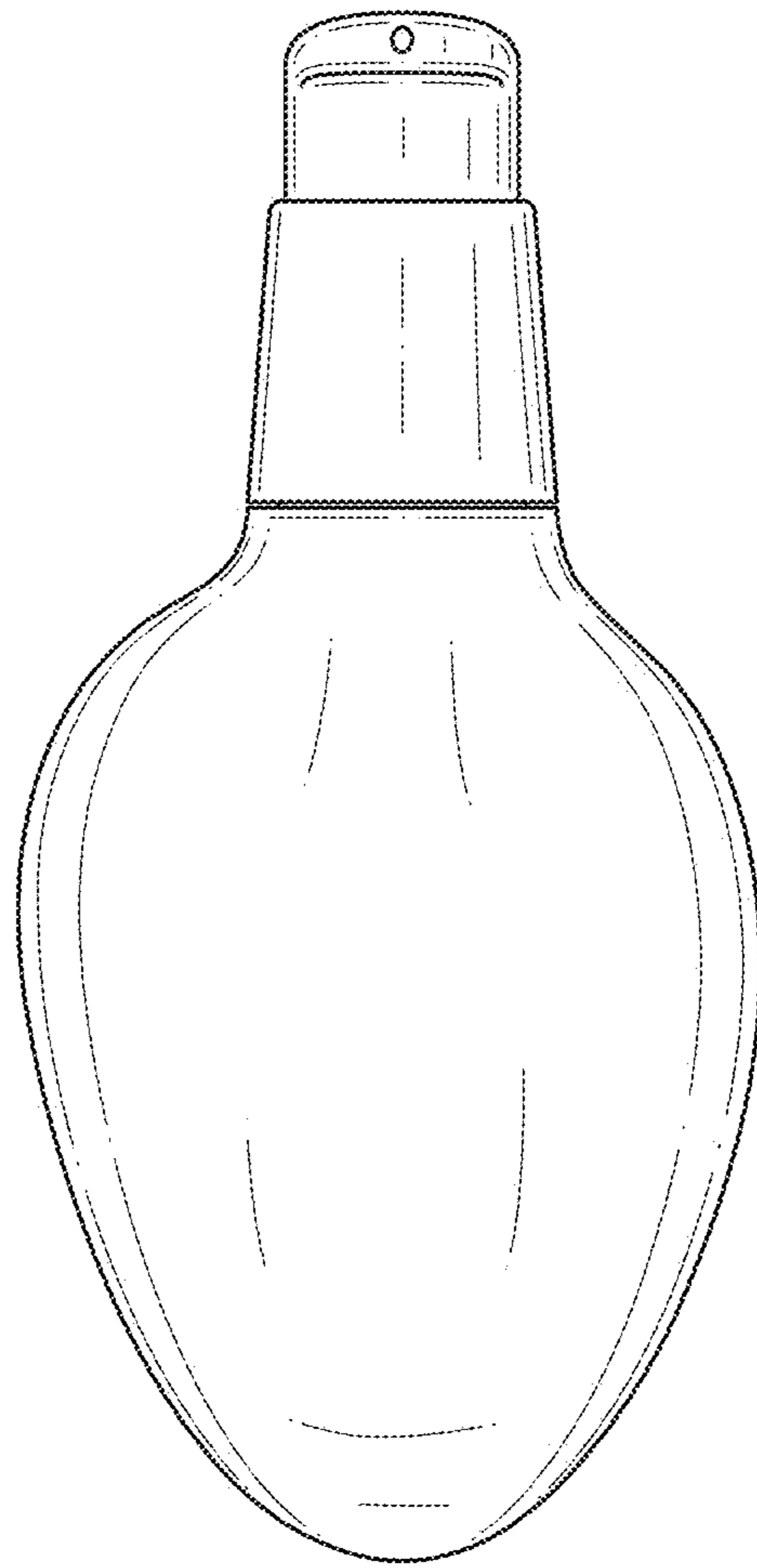


FIG. 3




FIG. 4

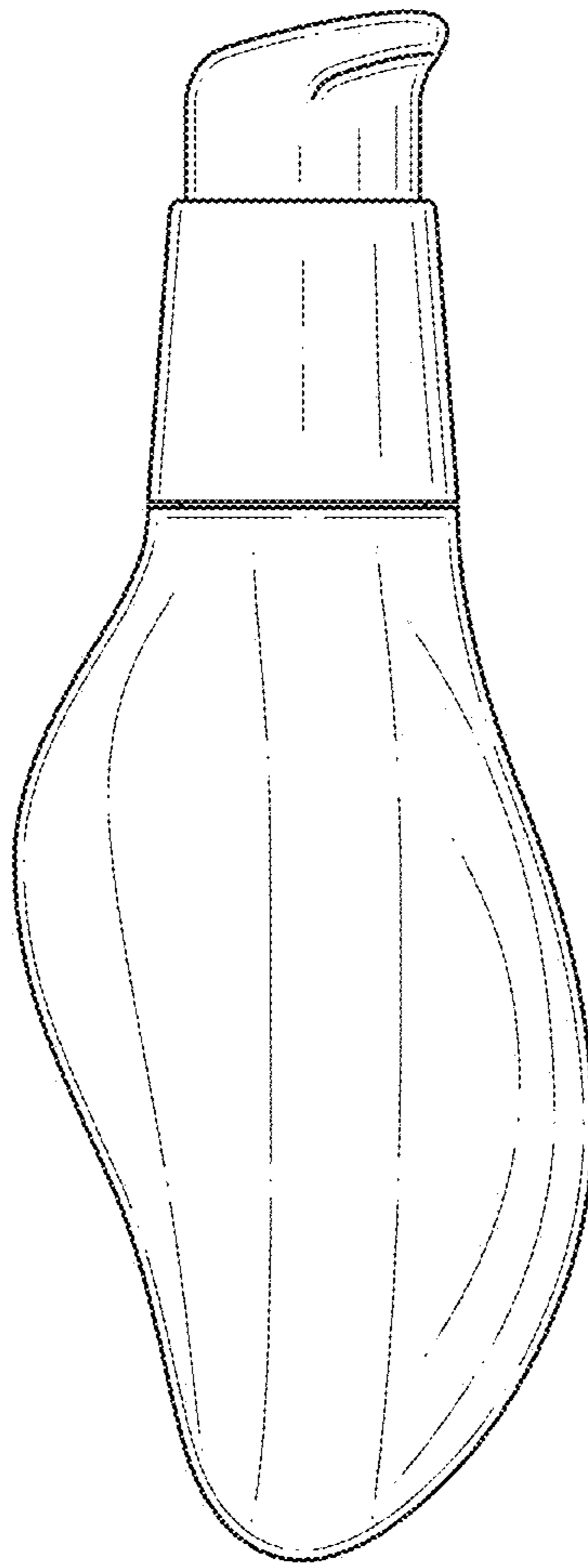


FIG. 5

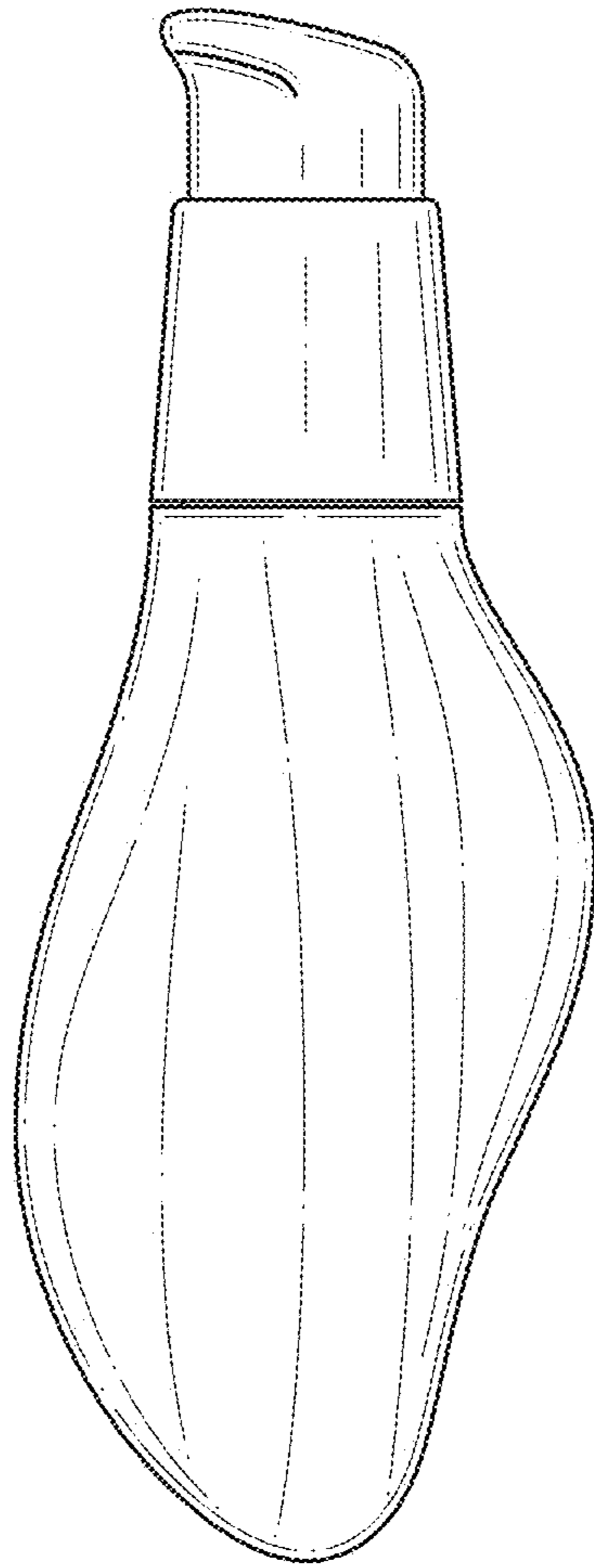


FIG. 6

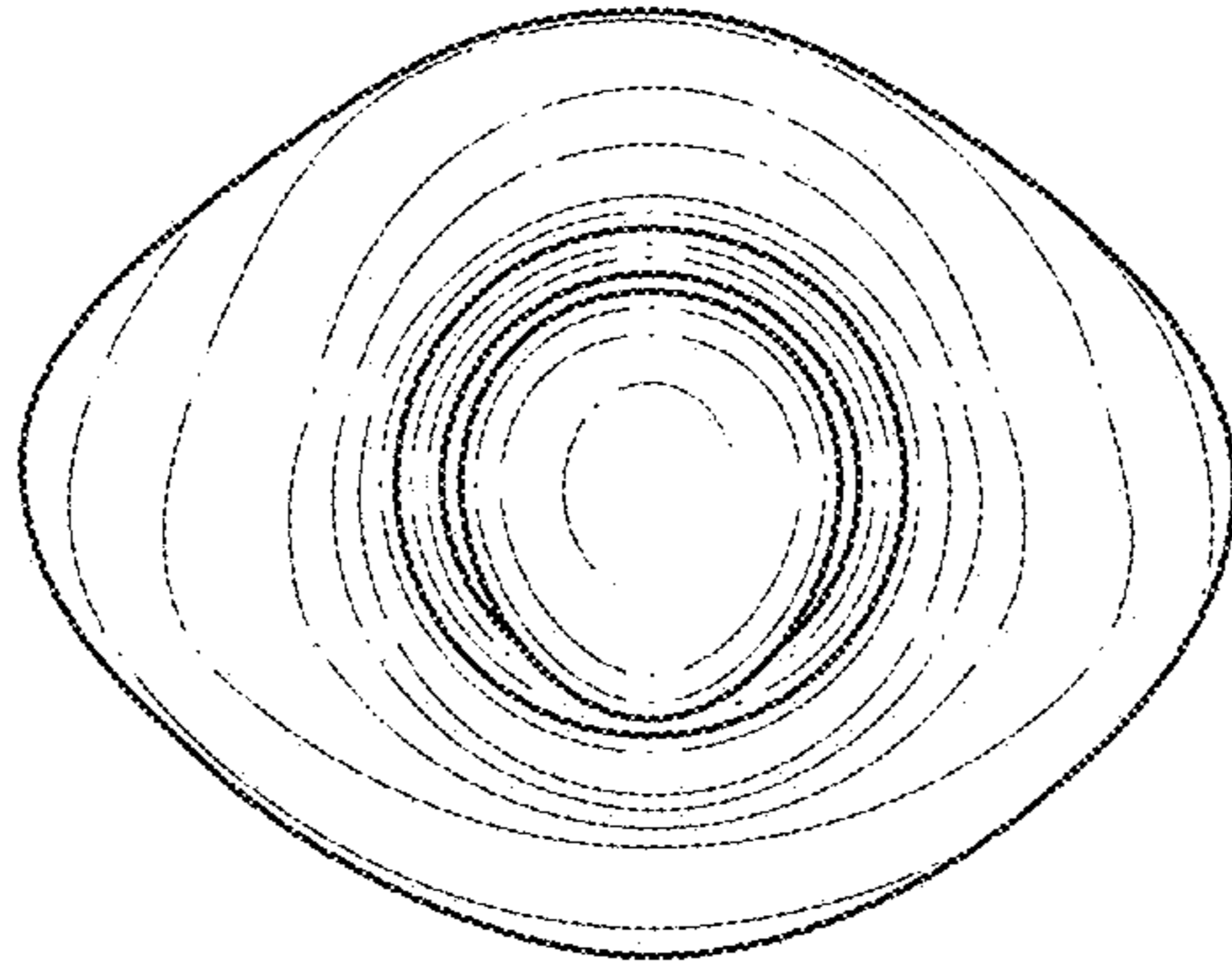


FIG. 7

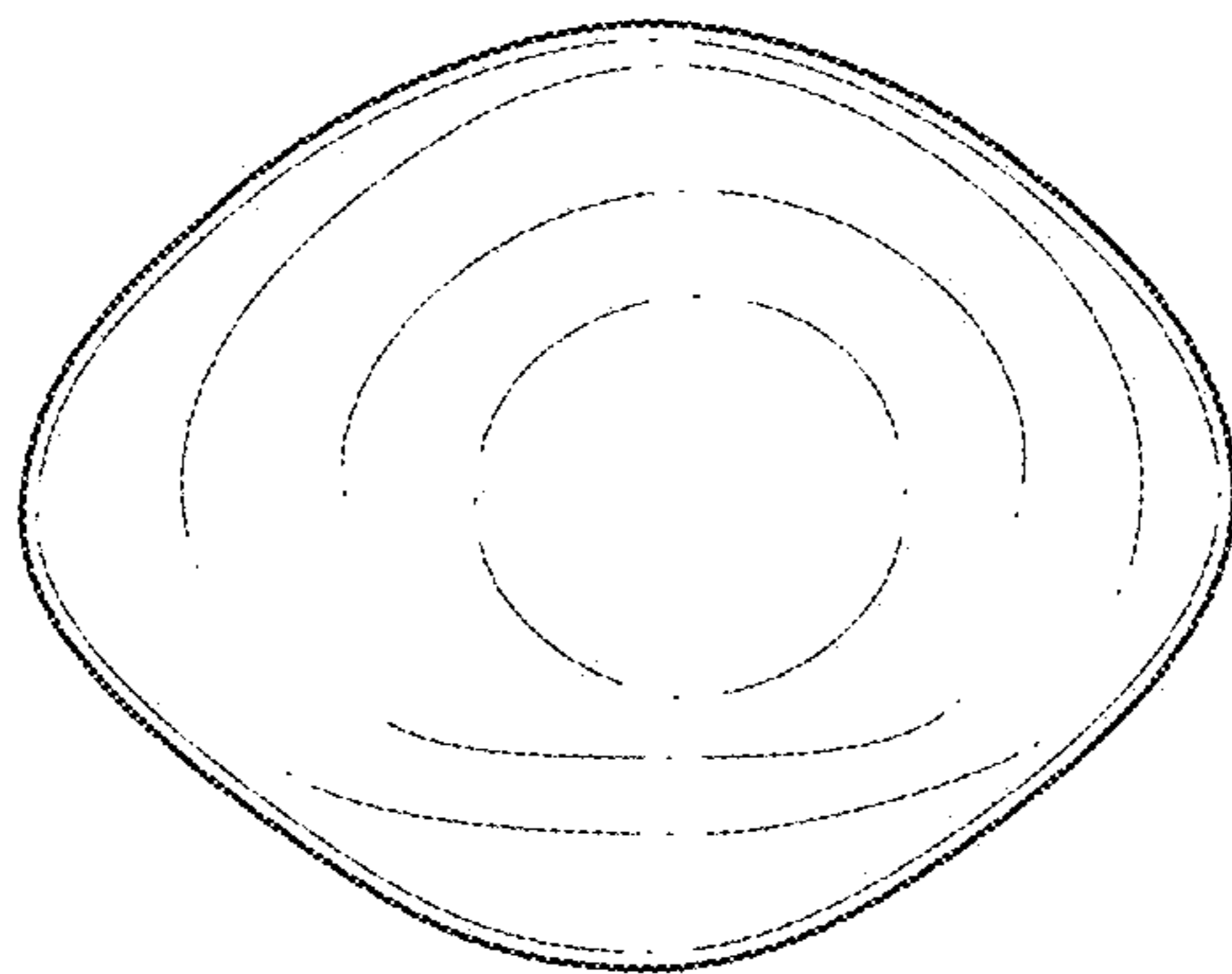


FIG. 8

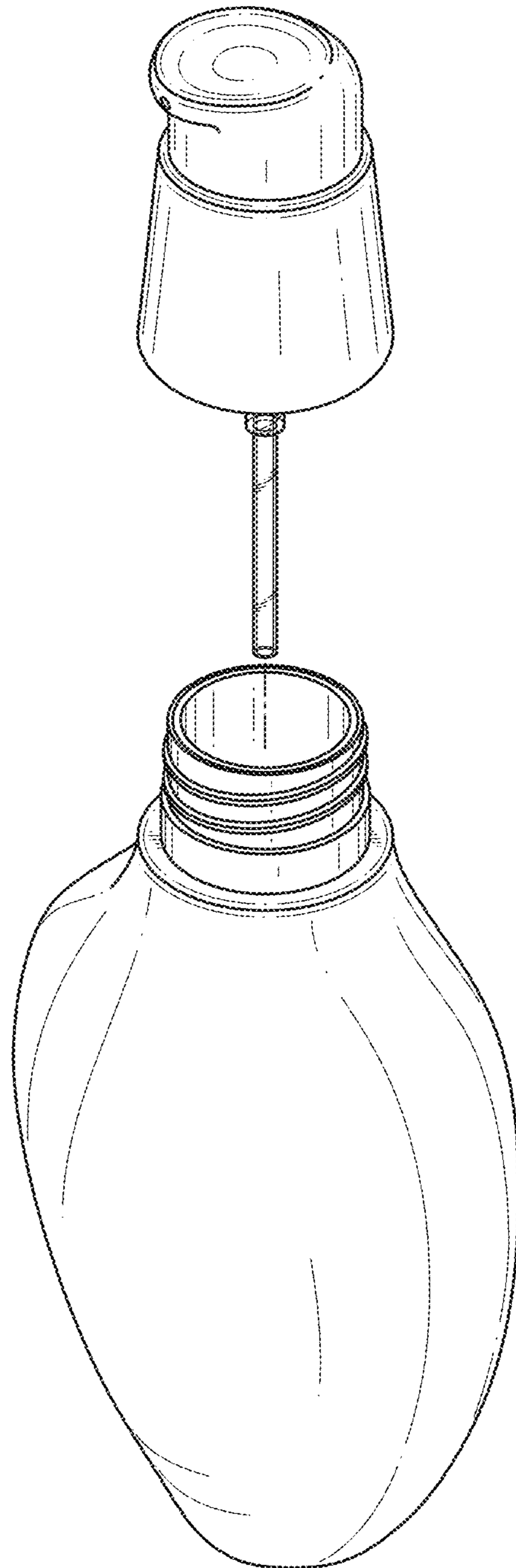


FIG. 9