



US00D713735S

(12) **United States Design Patent**
Kim

(10) **Patent No.:** **US D713,735 S**

(45) **Date of Patent:** **** *Sep. 23, 2014**

(54) **COSMETIC CONTAINER**

(71) Applicant: **Nature Republic Co., Ltd.**, Seoul (KR)

(72) Inventor: **Hye Mi Kim**, Seoul (KR)

(73) Assignee: **Nature Republic Co., Ltd.**, Seoul (KR)

(*) Notice: This patent is subject to a terminal disclaimer.

(**) Term: **14 Years**

(21) Appl. No.: **29/456,444**

(22) Filed: **May 31, 2013**

(30) **Foreign Application Priority Data**

May 21, 2013 (KR) 30-2013-0026278

(51) **LOC (10) Cl.** **09-01**

(52) **U.S. Cl.**
USPC **D9/661; D9/630; D9/563; D9/571**

(58) **Field of Classification Search**
USPC D7/514-515, 613, 619.2, 901; D9/600,
D9/63, 500-505, 516, 519, 537-540,
D9/544-545, 548, 549-558; 206/457, 527,
206/540; 220/890

See application file for complete search history.

(56) **References Cited**

U.S. PATENT DOCUMENTS

D138,451 S *	8/1944	Karoff	D9/630
D327,645 S *	7/1992	Riedel	D9/544
D352,891 S *	11/1994	Lalique	D9/656
D367,011 S *	2/1996	Lilly et al.	D9/550
D450,597 S *	11/2001	Bobchenok et al.	D9/571
D477,066 S *	7/2003	Lonczak et al.	D9/658
D496,867 S *	10/2004	Kuzma et al.	D9/563
D555,502 S *	11/2007	Fouques Du Parc	D9/630
D588,010 S *	3/2009	Shearsby et al.	D9/544
D647,803 S *	11/2011	Regas	D9/516

* cited by examiner

Primary Examiner — Sandra Morris


(57) **CLAIM**

The ornamental design for a cosmetic container, as shown and described.

DESCRIPTION

FIG. 1 is a perspective view of a cosmetic container according to the present invention;
FIG. 2 is a front view of the cosmetic container of FIG. 1;
FIG. 3 is a rear view of the cosmetic container of FIG. 1;
FIG. 4 is a left side view of the cosmetic container of FIG. 1;
FIG. 5 is a right side view of the cosmetic container of FIG. 1;
FIG. 6 is top plan view of the cosmetic container of FIG. 1;
and,
FIG. 7 is a bottom plan view of the cosmetic container of FIG. 1.
The broken lines in FIG. 7 are included for the purpose of illustrating a portion of the bottom that forms no part of the claimed design.

1 Claim, 6 Drawing Sheets






Fig. 1

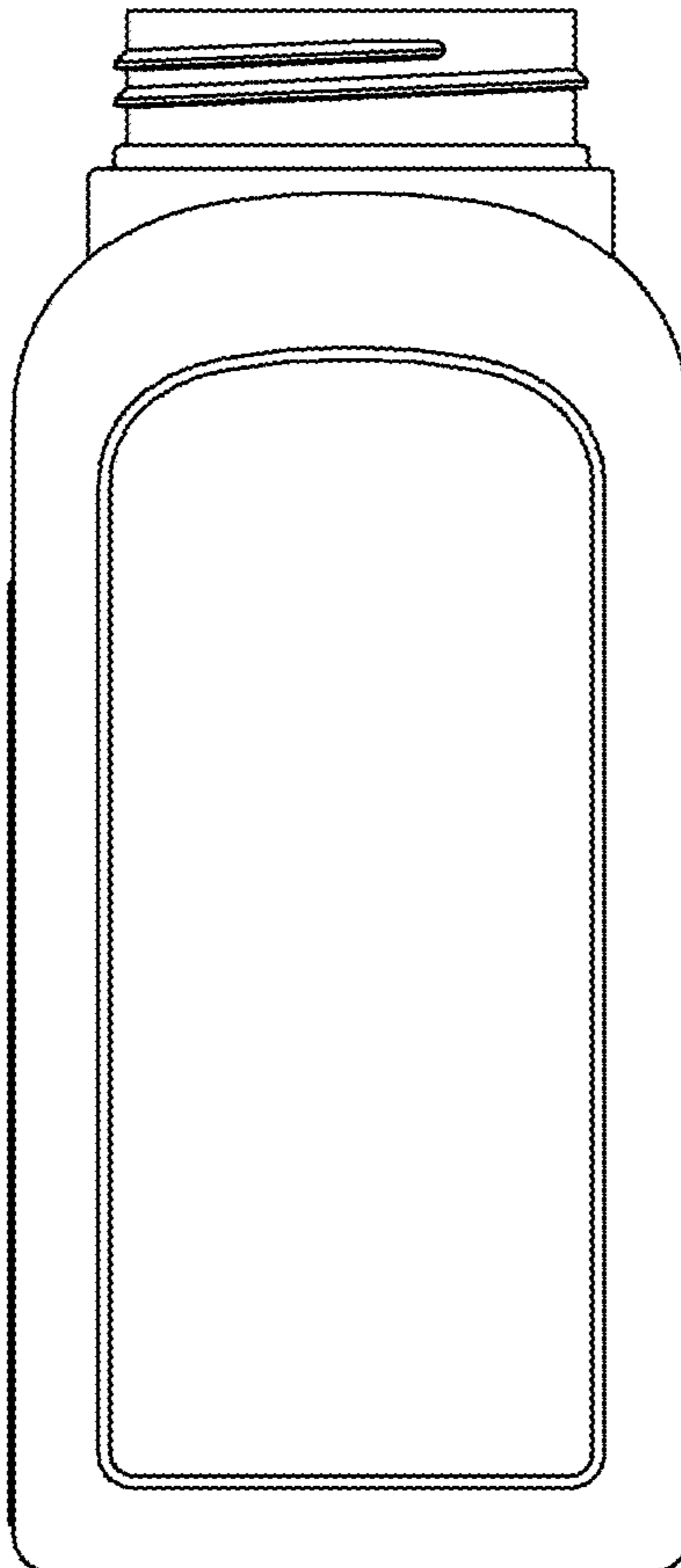


Fig. 2




Fig. 3




Fig. 4




Fig. 5

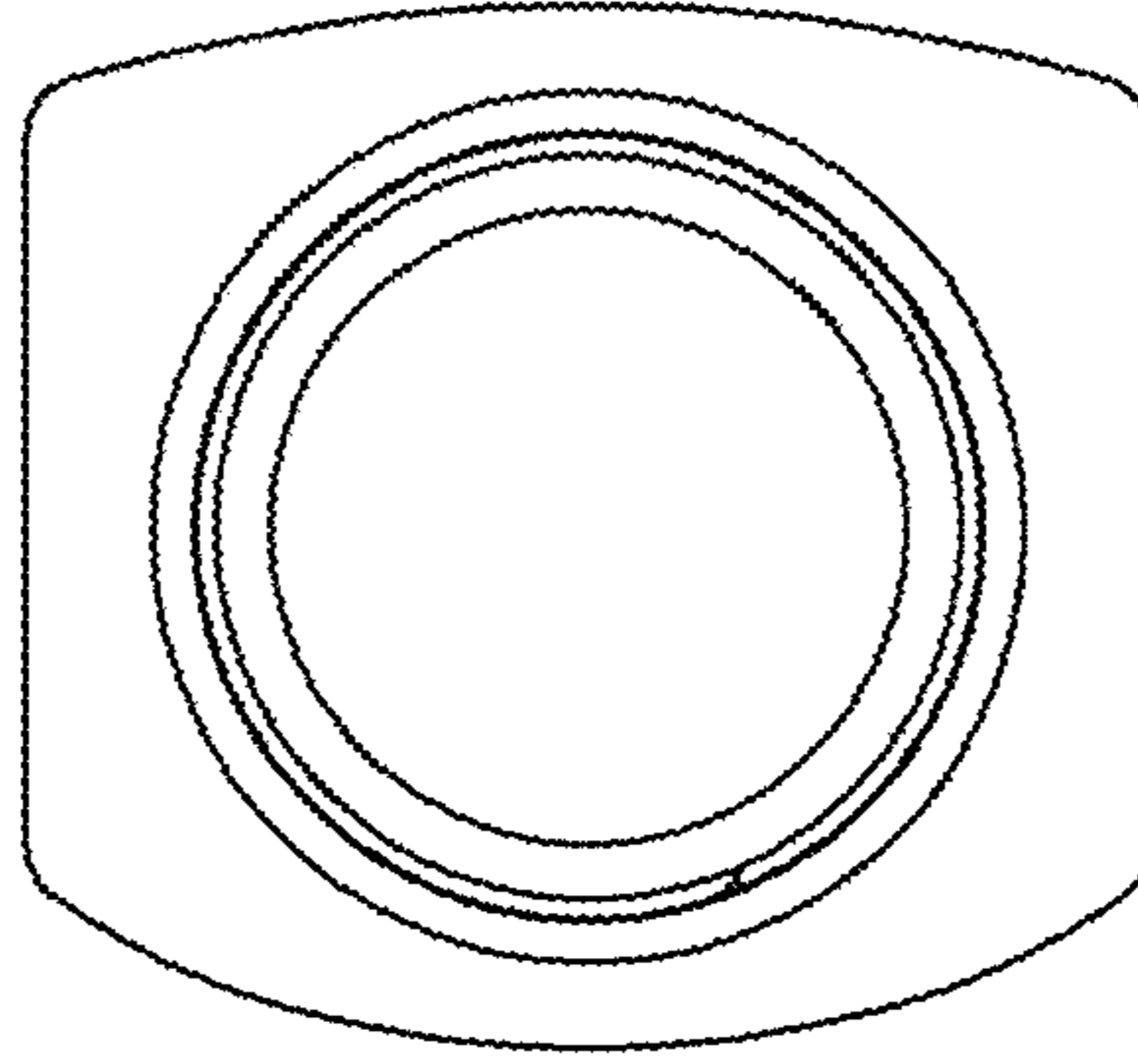


Fig. 6

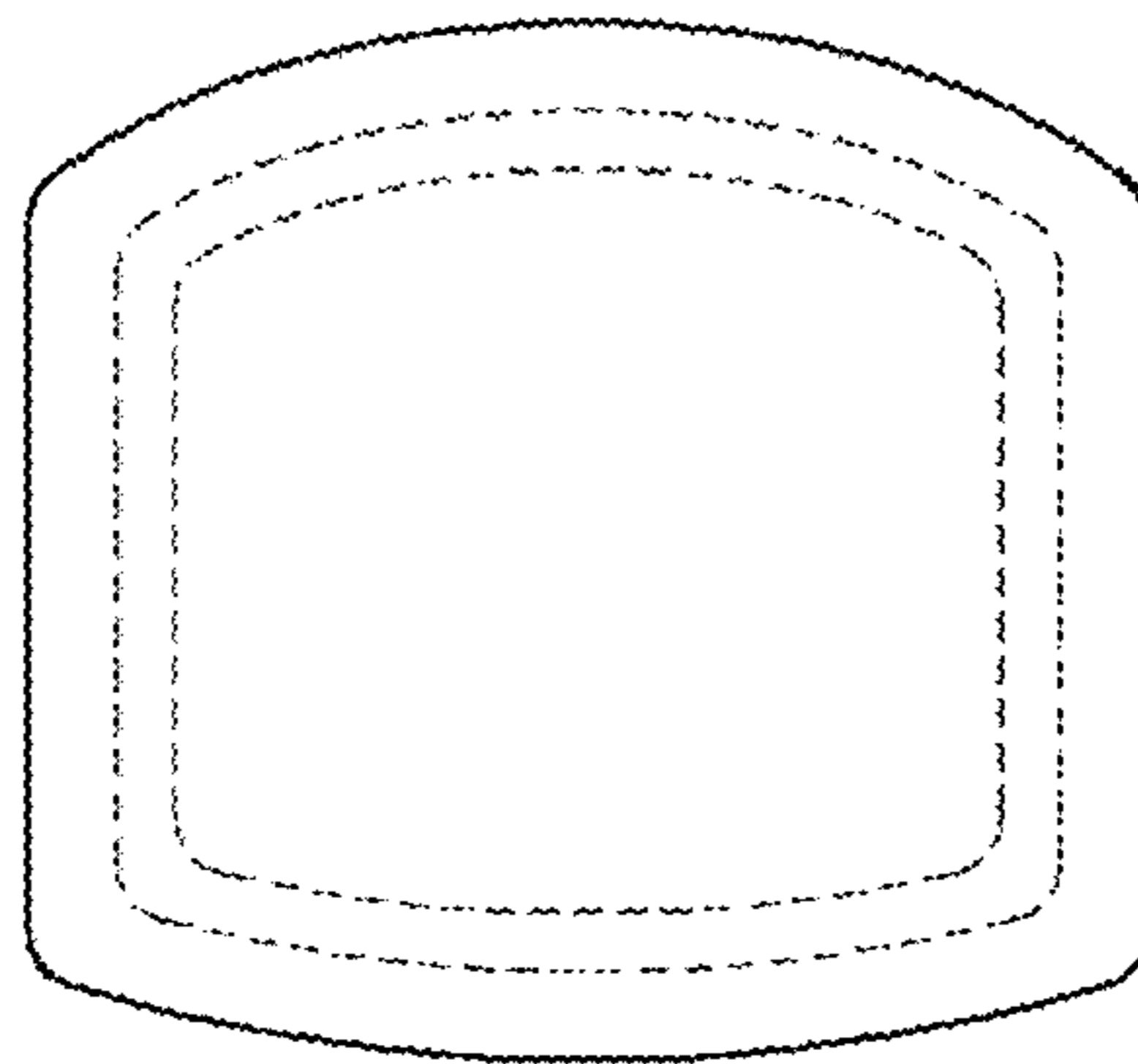


Fig. 7