



US00D713732S

(12) **United States Design Patent**  
**Schoelkopf et al.**

(10) **Patent No.:** **US D713,732 S**

(45) **Date of Patent:** **\*\* Sep. 23, 2014**

(54) **NOVELTY LEG BEVERAGE CONTAINER**

(56)

**References Cited**

(71) Applicants: **Ronald Lee Schoelkopf**, White Hall,  
MD (US); **Scott G. Strobel**, Plymouth,  
CT (US); **Evangelio M. Franco**,  
Bridgeport, CT (US)

U.S. PATENT DOCUMENTS

D53,017 S *	2/1919	Harrell .....	D9/624
D118,049 S *	12/1939	Kuehn .....	D9/624
D124,025 S *	12/1940	Grunberg .....	D9/624
D124,097 S *	12/1940	Golovin .....	D9/624
D239,369 S *	3/1976	Bressler .....	D9/624
D371,067 S *	6/1996	Schultz .....	D9/624
D647,370 S *	10/2011	van Dijk et al. ....	D7/517

(72) Inventors: **Ronald Lee Schoelkopf**, White Hall,  
MD (US); **Scott G. Strobel**, Plymouth,  
CT (US); **Evangelio M. Franco**,  
Bridgeport, CT (US)

\* cited by examiner

*Primary Examiner* — Sandra Morris

(73) Assignee: **Progressive Specialty Glass**, Plainville,  
CT (US)

(74) *Attorney, Agent, or Firm* — Meyertons, Hood, Kivlin,  
Kowert & Goetzel, P.C.; Eric B. Meyertons

(\*\*) Term: **14 Years**

(57) **CLAIM**

The ornamental design for a novelty leg beverage container,  
as shown and described.

(21) Appl. No.: **29/461,455**

**DESCRIPTION**

(22) Filed: **Jul. 23, 2013**

(51) **LOC (10) Cl.** ..... **09-01**

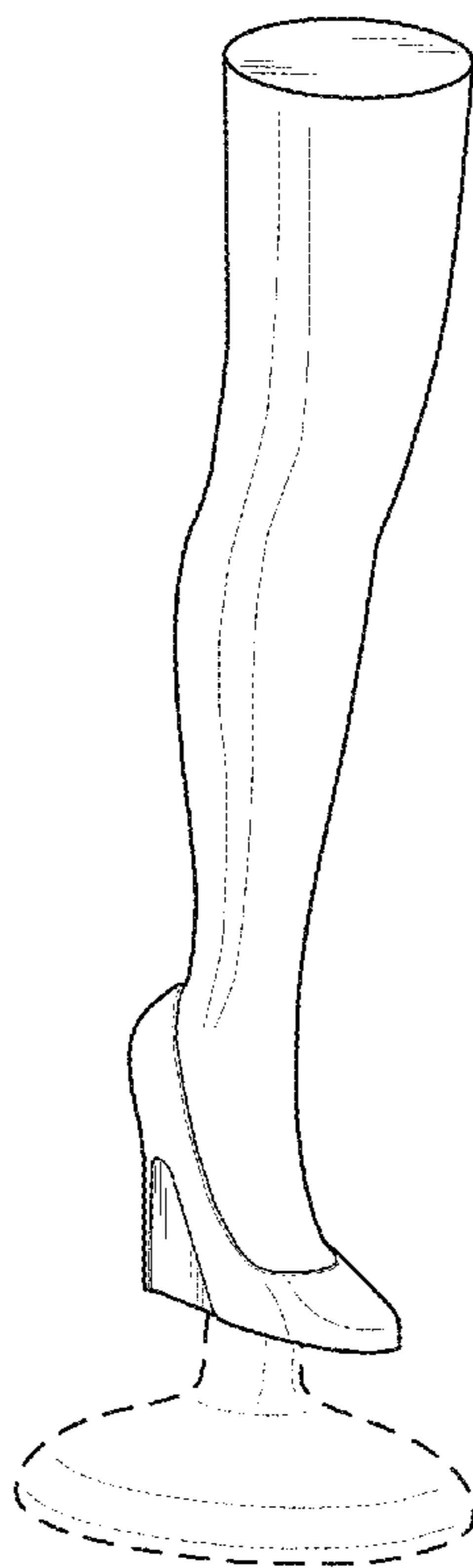
(52) **U.S. Cl.**  
USPC ..... **D9/624**

(58) **Field of Classification Search**  
USPC ..... D9/600, 614-624; 206/494, 457, 527,  
206/540, 830; 215/400; 220/260, 890;  
229/116.1, 116.2; D7/514-517, 519,  
D7/619.2, 628

FIG. 1 is a front right perspective view of a novelty leg  
beverage container.  
FIG. 2 is a front view of a novelty leg beverage container.  
FIG. 3 is a rear view of a novelty leg beverage container.  
FIG. 4 is a right view of a novelty leg beverage container.  
FIG. 5 is a left view of a novelty leg beverage container.  
FIG. 6 is a top view of a novelty leg beverage container; and,  
FIG. 7 is a bottom view of a novelty leg beverage container.  
The broken lines in the drawings are for illustrative purposes  
only and form no part of the claimed design.

See application file for complete search history.

**1 Claim, 2 Drawing Sheets**



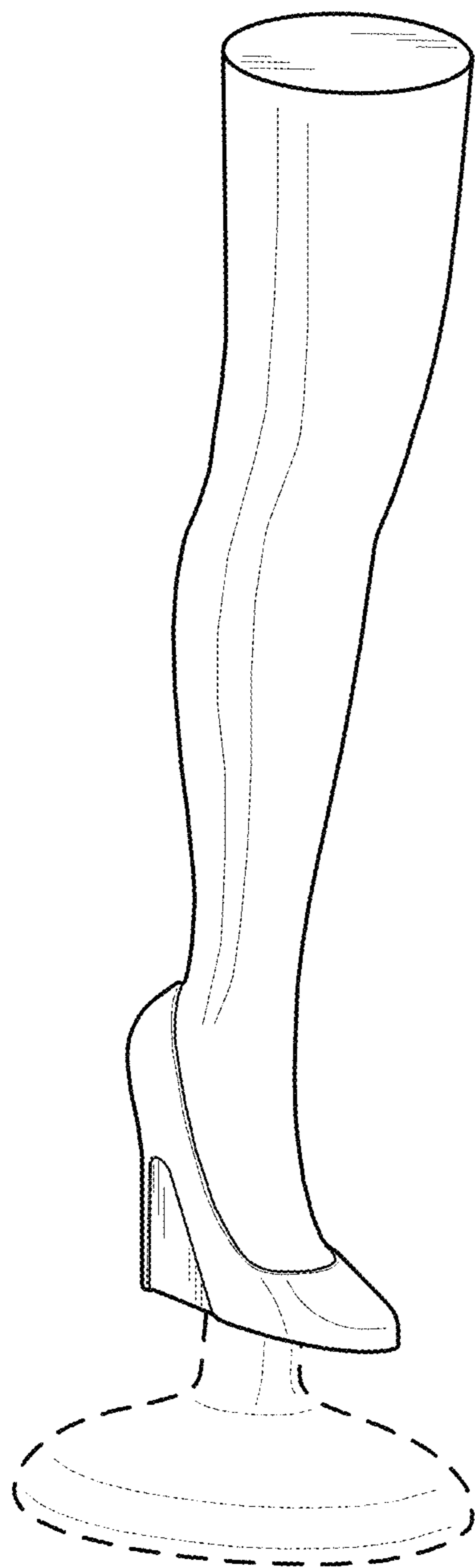


FIG. 1

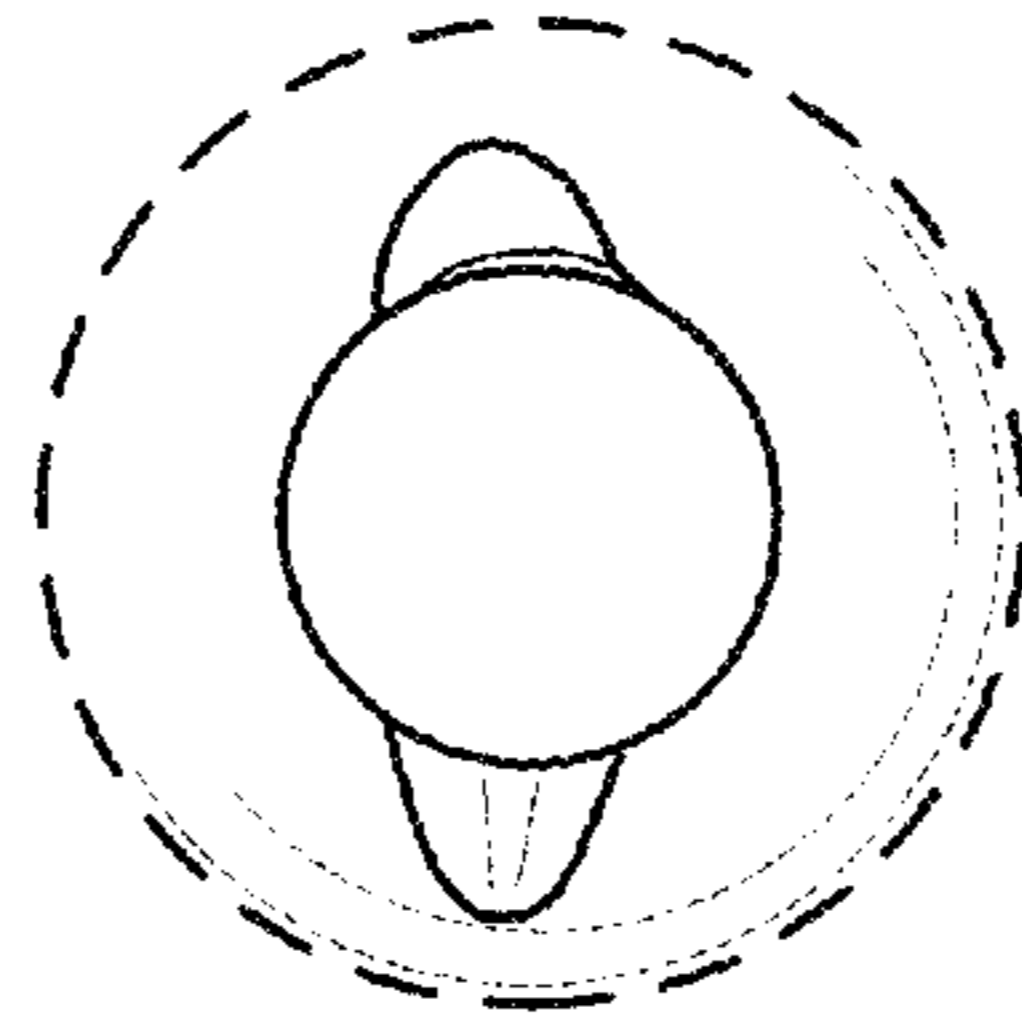


FIG. 6

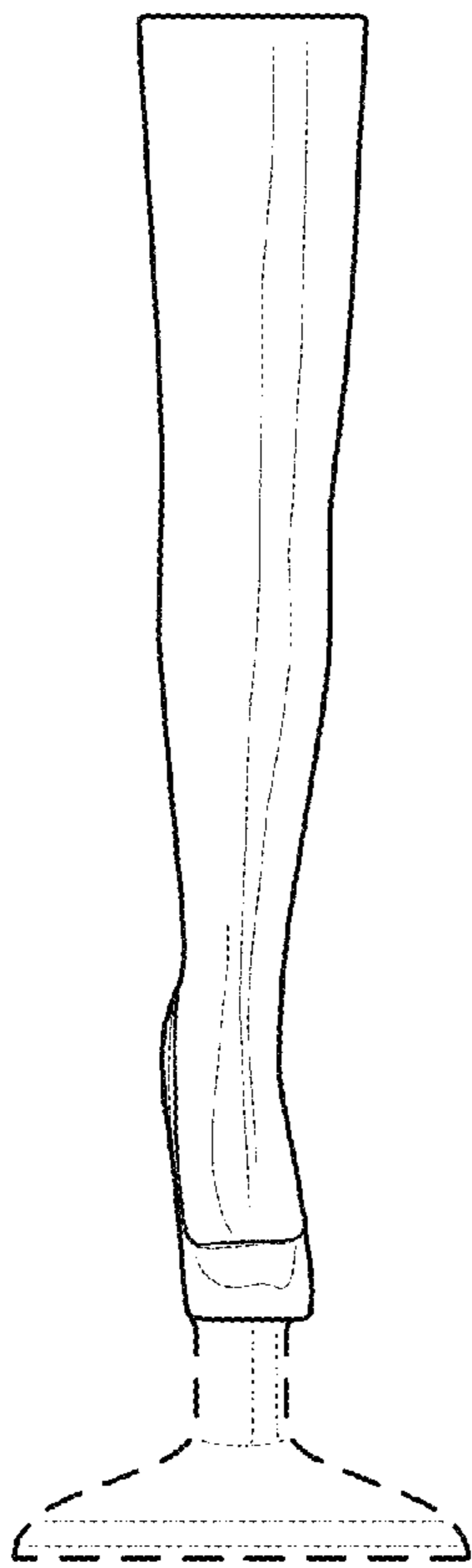


FIG. 2

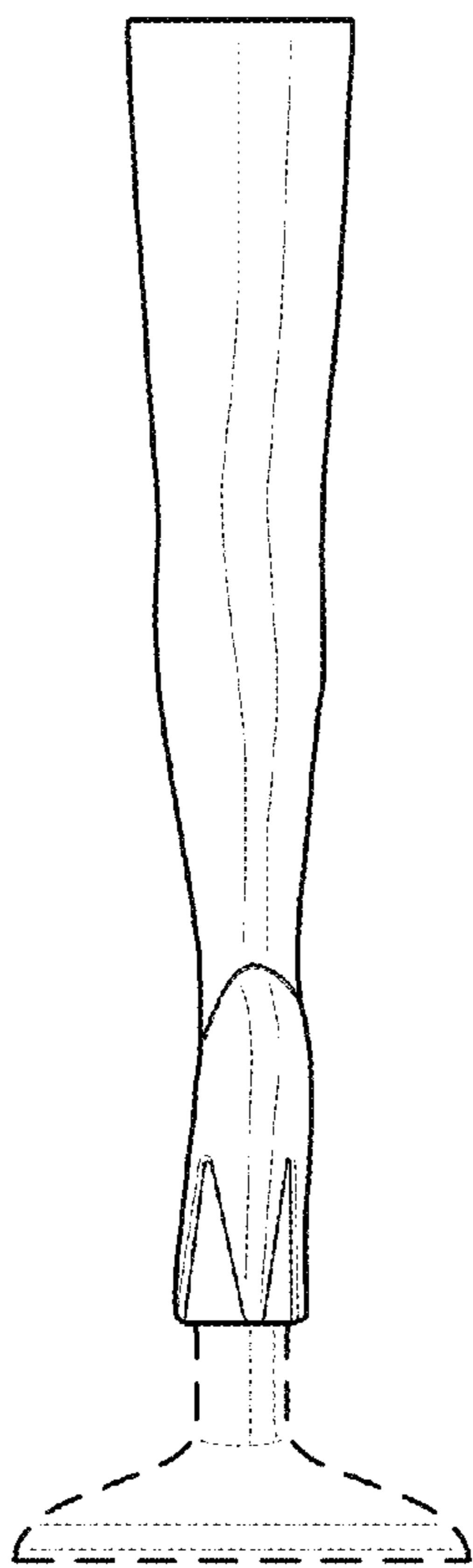


FIG. 3

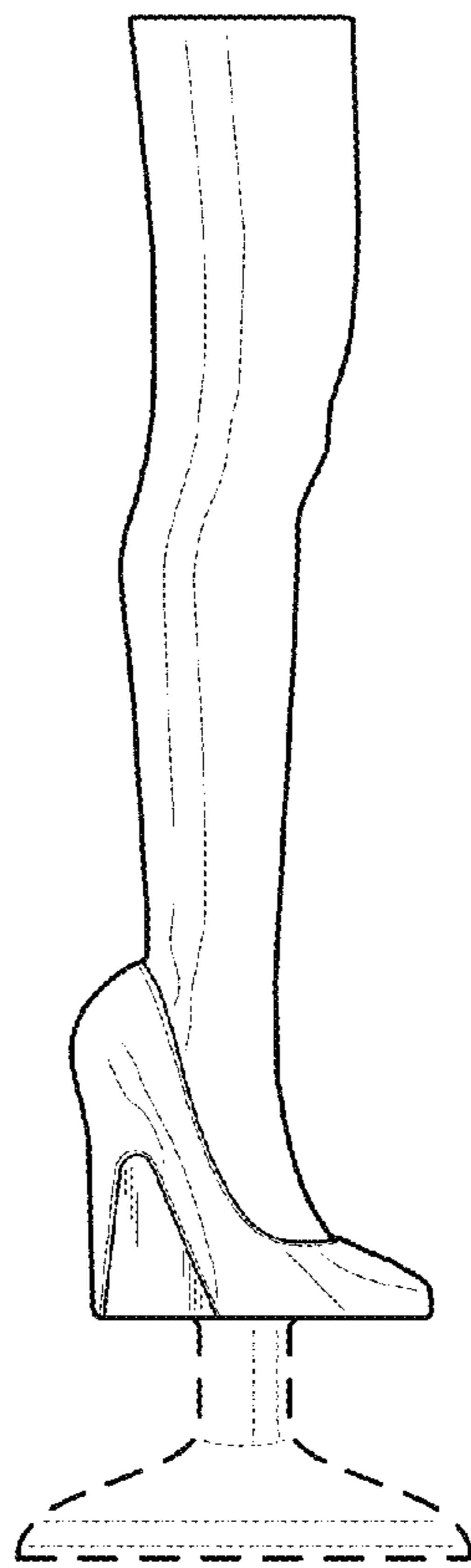


FIG. 4

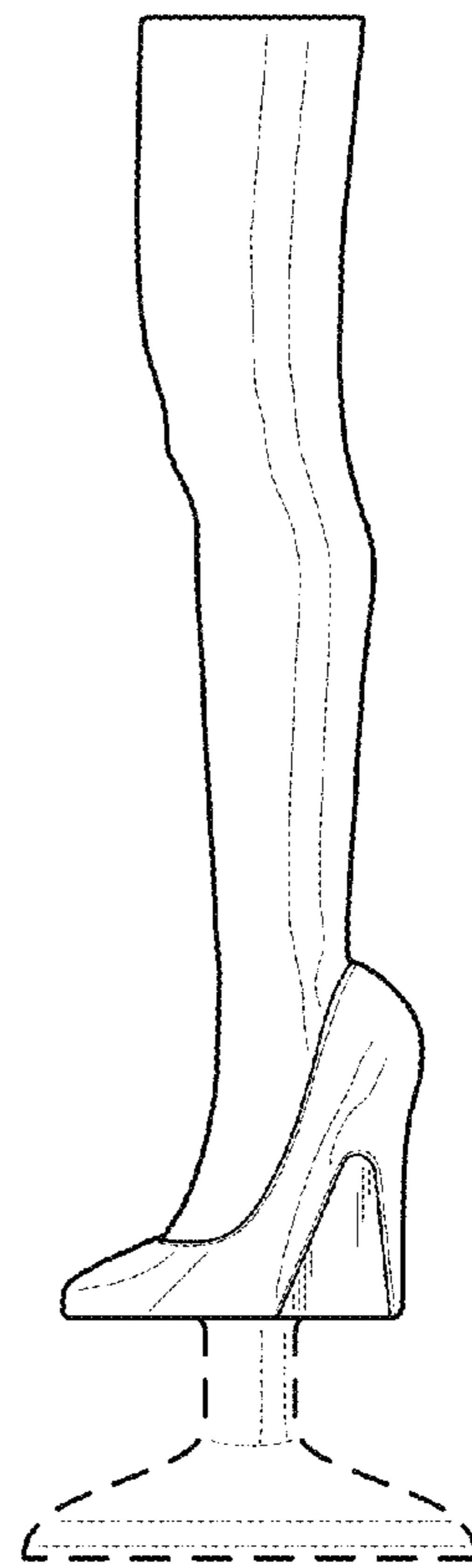


FIG. 5

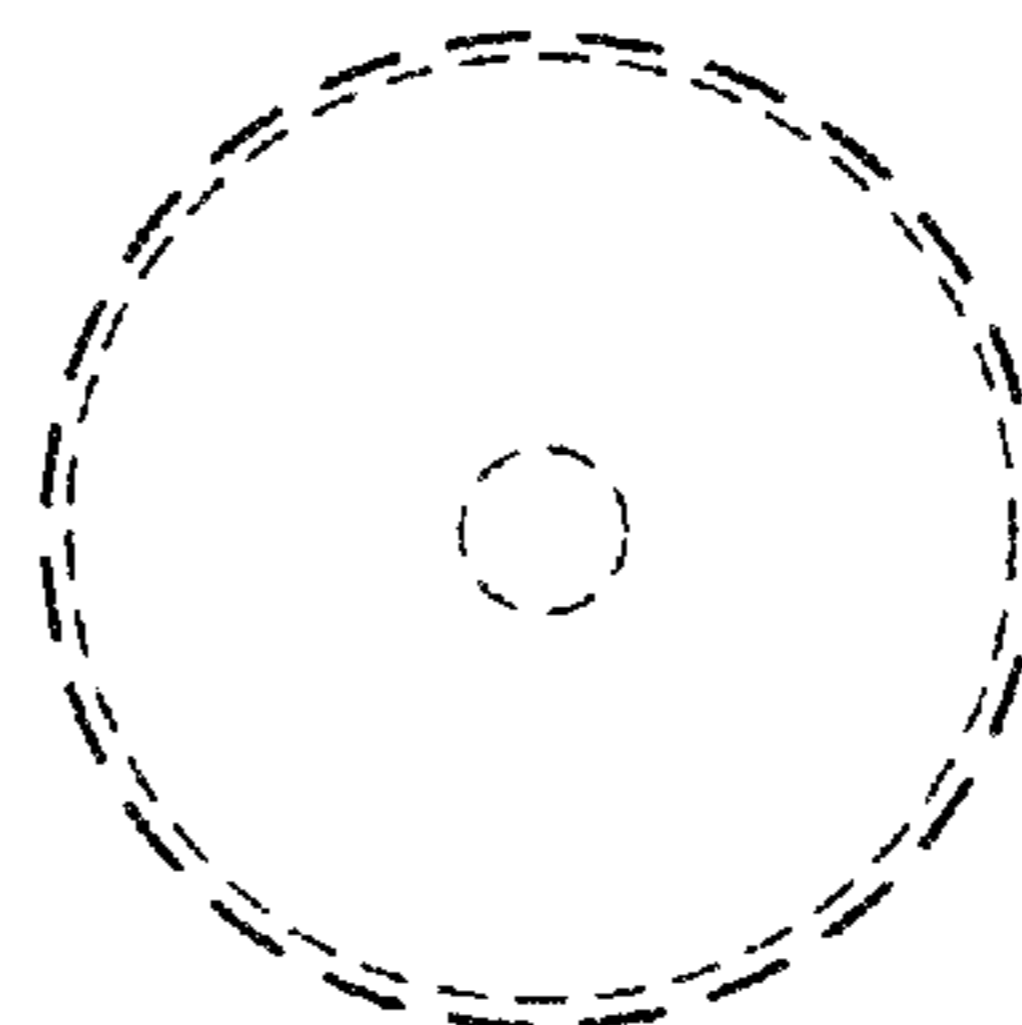


FIG. 7