



US00D713729S

(12) **United States Design Patent**
Perez-Cabrera

(10) **Patent No.:** **US D713,729 S**
(45) **Date of Patent:** **** Sep. 23, 2014**

(54) **LIQUOR BOTTLE**

(71) Applicant: **Compania Vidriera, S.A. de C.V.**,
Nuevo Leon (MX)
(72) Inventor: **Fernando Perez-Cabrera**, Jalisco (MX)
(73) Assignee: **Compania Vidriera, S.A. de C.V.**,
Nuevo Leon (MX)
(**) Term: **14 Years**

(21) Appl. No.: **29/464,783**

(22) Filed: **Aug. 21, 2013**

(30) **Foreign Application Priority Data**

May 9, 2013 (MX) MX/f/2013/001229

(51) **LOC (10) Cl.** **09-01**

(52) **U.S. Cl.**
USPC **D9/546; D9/542**

(58) **Field of Classification Search**
CPC B65D 1/00; B65D 1/02; B65D 1/0207;
B65D 1/0223
USPC D9/516, 530, 541-544, 546, 559-560,
D9/566, 568, 572-575, 582, 686-687,
D9/694; D7/300, 300.1, 598; 215/379,
215/381-382; 220/660, 662, 669, 675
See application file for complete search history.

(56) **References Cited**

U.S. PATENT DOCUMENTS

D100,424 S * 7/1936 Guerlain D9/546
D103,987 S * 4/1937 Ennever D9/546

D202,383 S * 9/1965 Du Pree D9/544
D301,838 S * 6/1989 Miyakawa D9/560
D326,218 S * 5/1992 Petschek D9/526
D354,229 S * 1/1995 Desgrippes D9/503
D504,620 S * 5/2005 Kazuo et al. D9/685
D530,211 S * 10/2006 Lloyd D9/542
D531,911 S * 11/2006 Lloyd D9/546
D542,668 S * 5/2007 Arthur et al. D9/560
D622,608 S * 8/2010 Sansevero D9/616
D633,806 S * 3/2011 Lecoule D9/559
D655,612 S * 3/2012 Oge-Nichols D9/559
D664,440 S * 7/2012 Gonzalez Rodriguez D9/544
D682,704 S * 5/2013 Reynolds D9/559
D682,705 S * 5/2013 Reynolds D9/559

* cited by examiner

Primary Examiner — Ian Simmons

Assistant Examiner — Dana L Meyrow

(74) *Attorney, Agent, or Firm* — Abelman, Frayne & Schwab

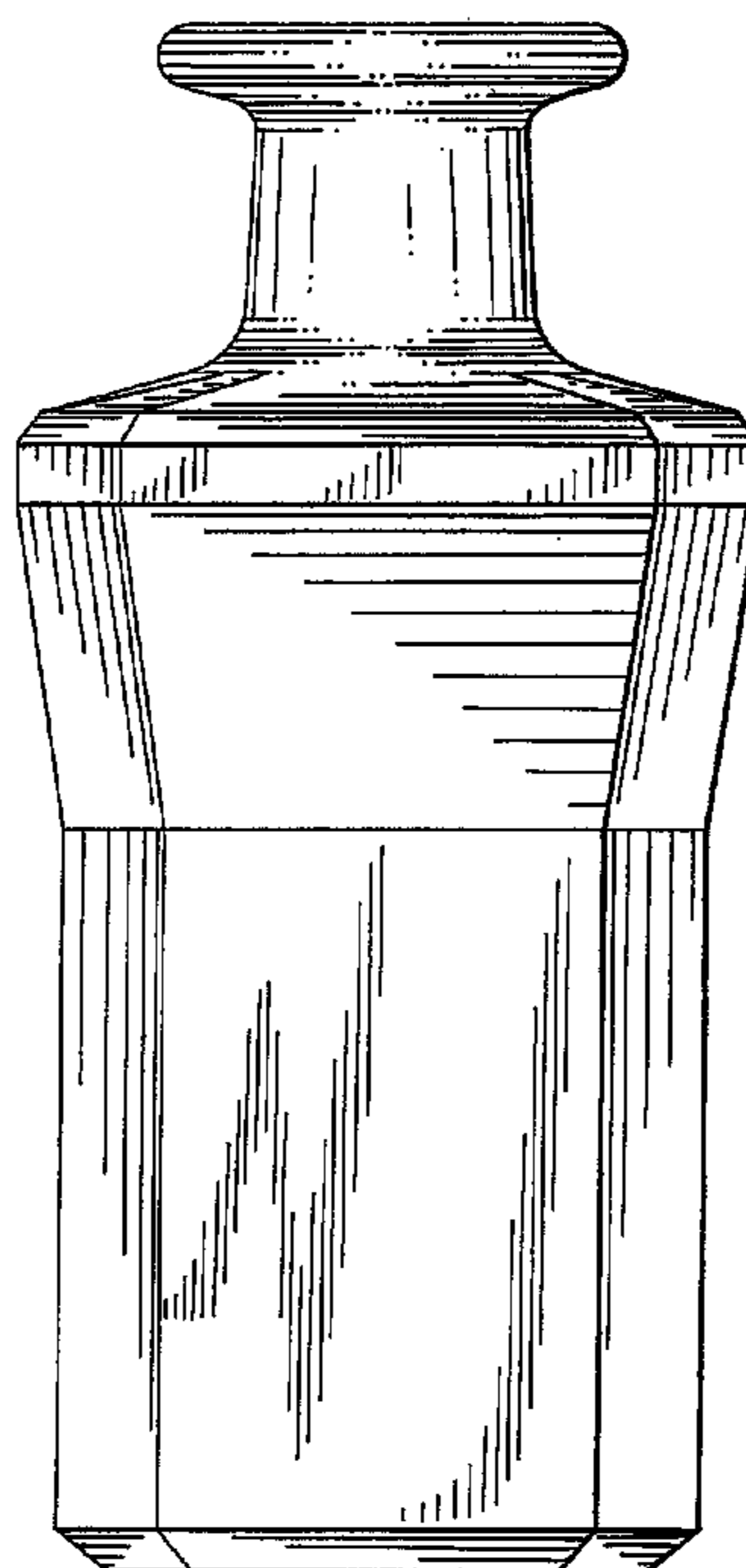
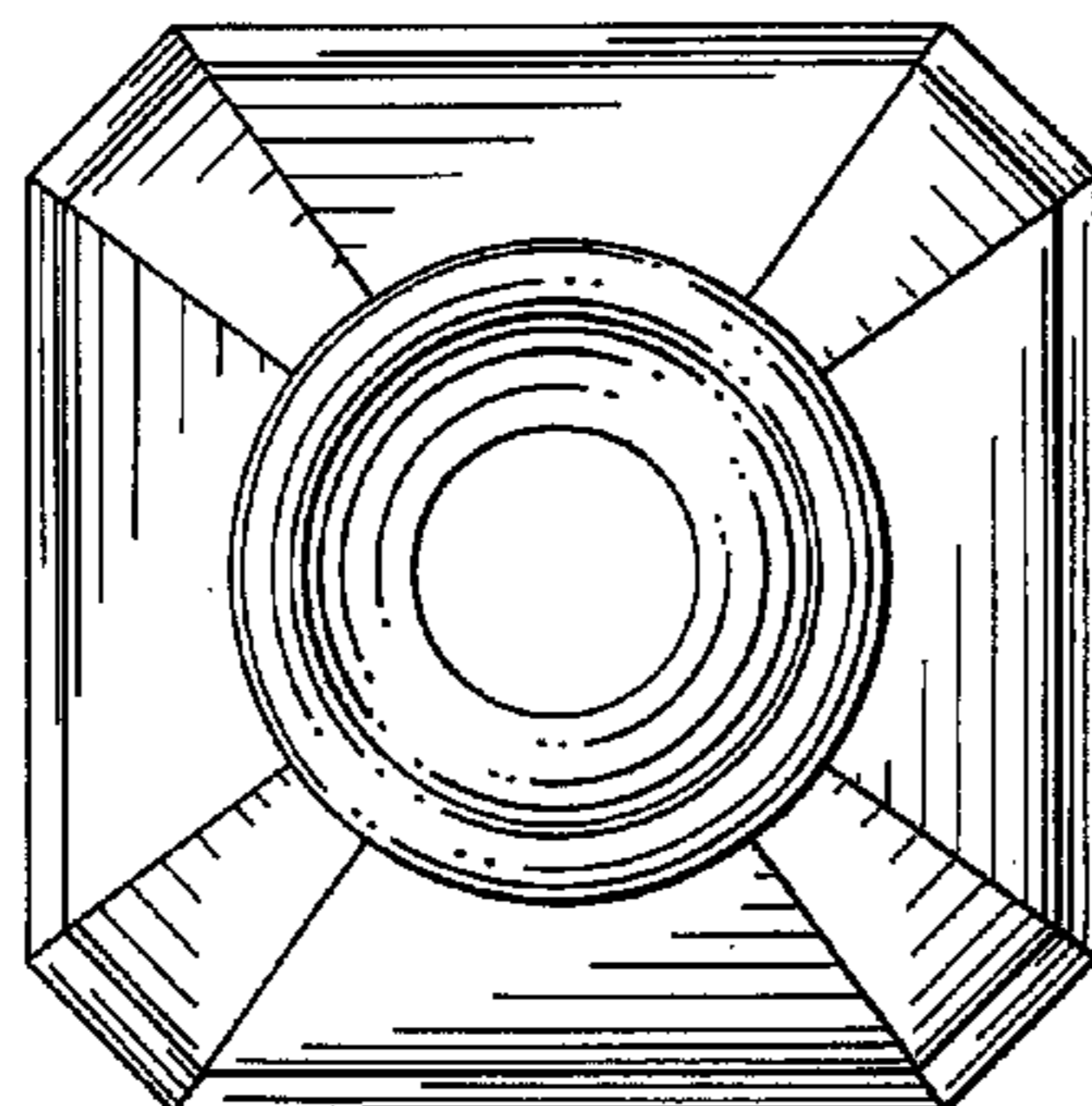
(57) **CLAIM**

The ornamental design for a liquor bottle, as shown and described.

DESCRIPTION

FIG. 1 is a front and side perspective view showing my new liquor bottle design;
FIG. 2 is a top plan view thereof;
FIG. 3 is a rear elevational view thereof; and,
FIG. 4 is a bottom plan view thereof.
The broken lines in the drawings illustrate the portions of the design that form no part of the claim.

1 Claim, 4 Drawing Sheets



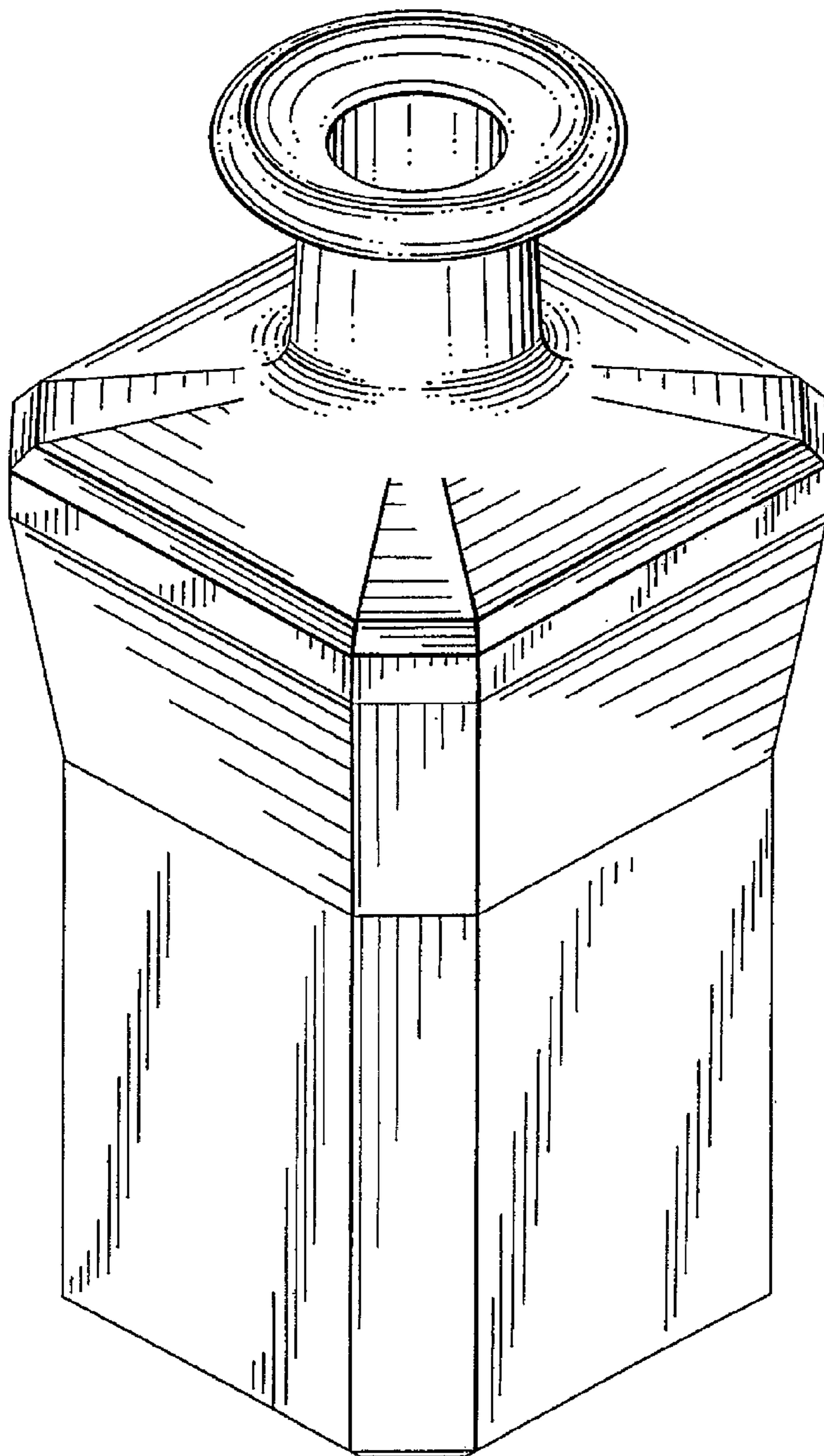


FIG. 1

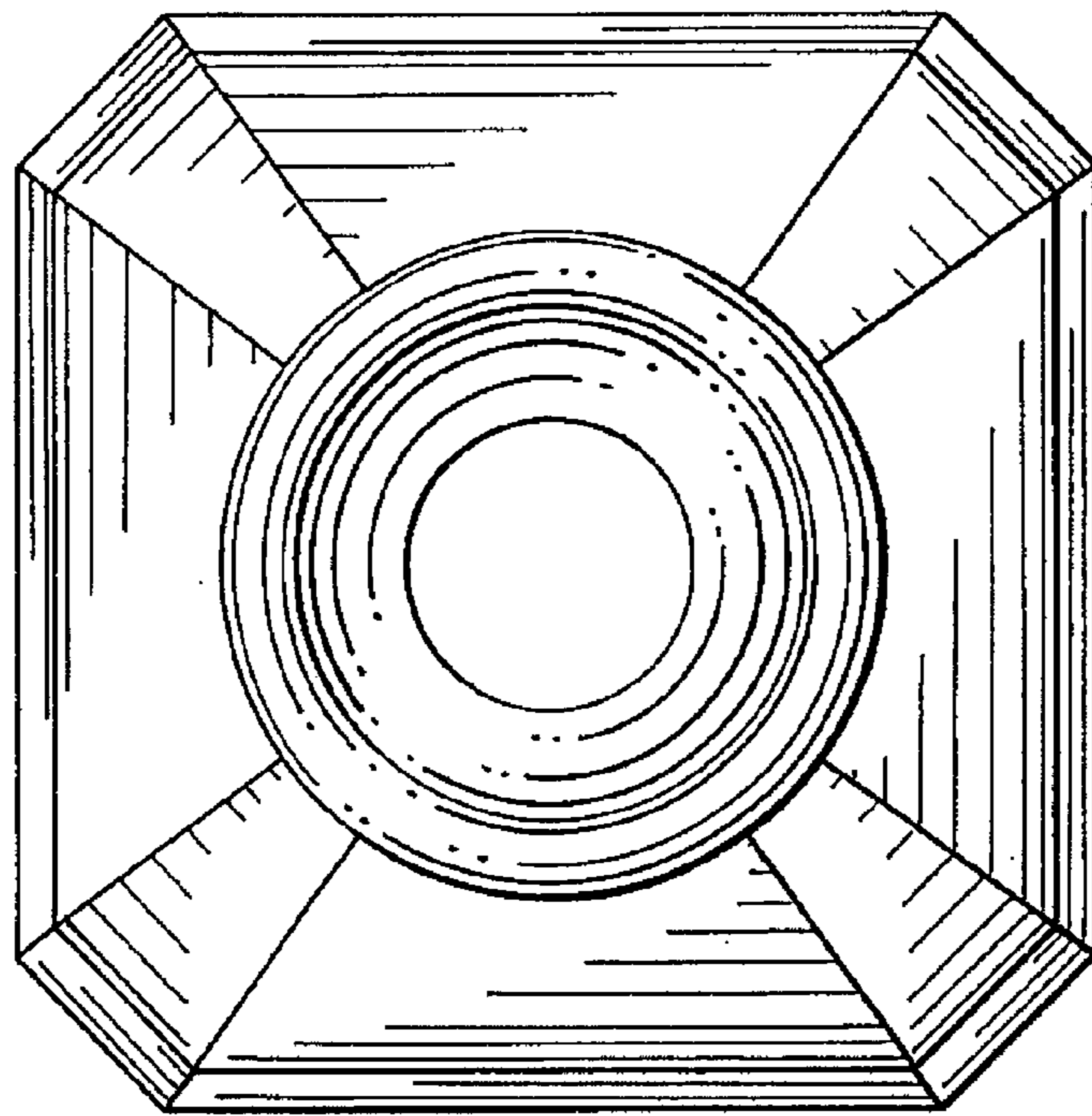


FIG. 2

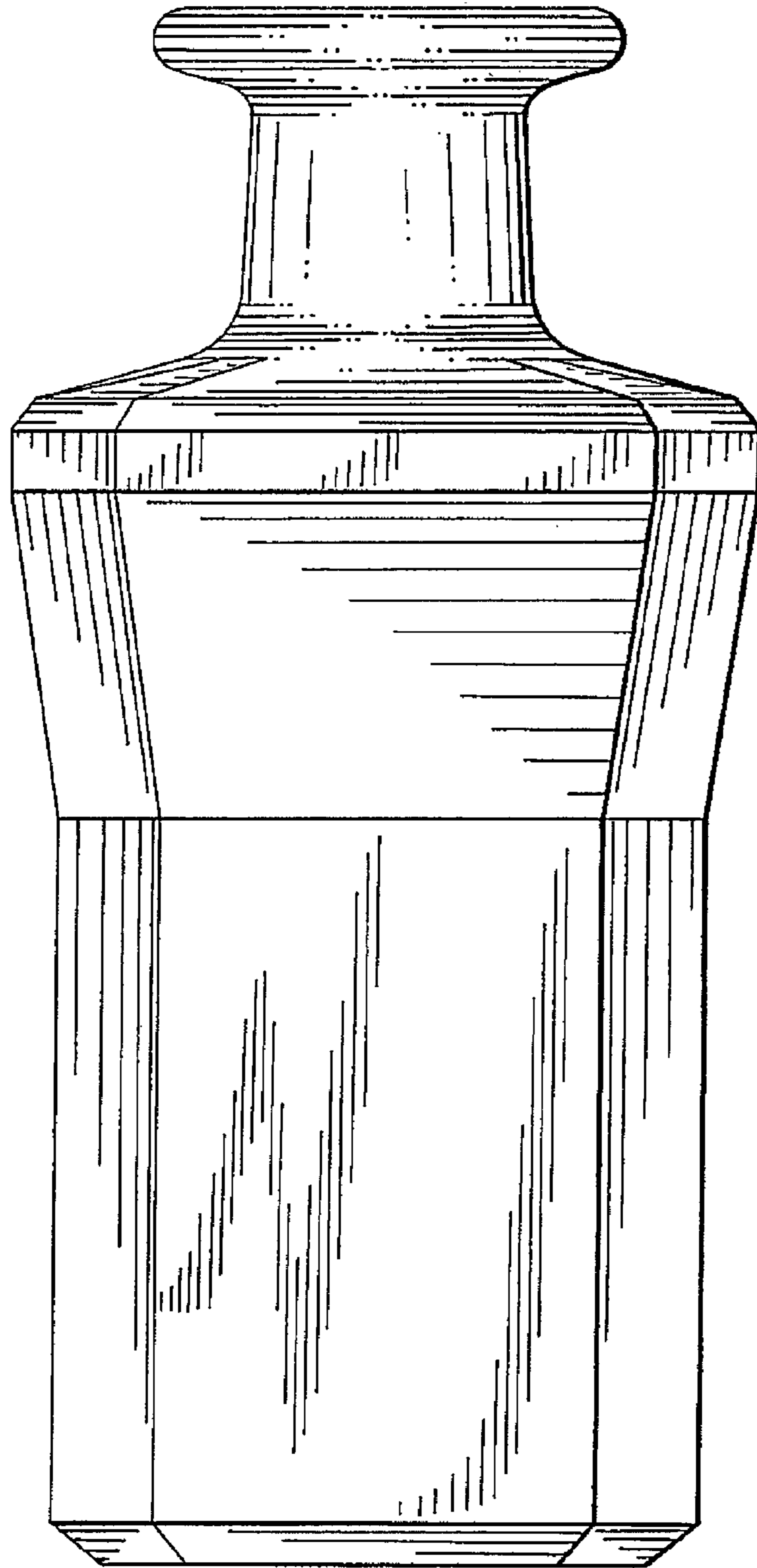


FIG. 3

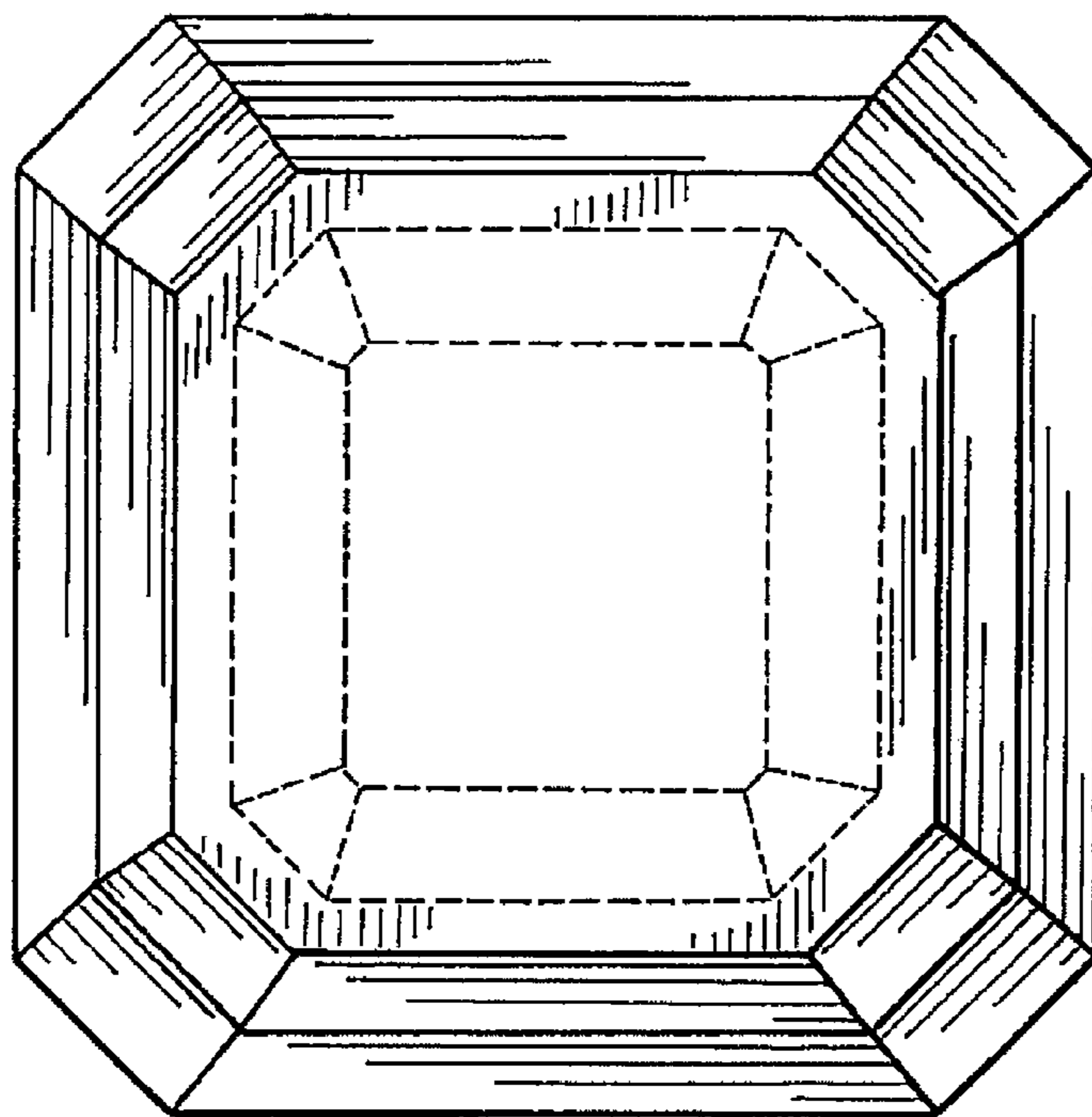


FIG. 4