



US00D713718S

(12) **United States Design Patent**
De Prà

(10) **Patent No.:** **US D713,718 S**

(45) **Date of Patent:** **** *Sep. 23, 2014**

(54) **CAPSULE**

(75) Inventor: **Dario De Prà**, Mirano (IT)

(73) Assignee: **Koninklijke Philips N.V.**, Eindhoven (NL)

(*) Notice: This patent is subject to a terminal disclaimer.

(**) Term: **14 Years**

(21) Appl. No.: **29/430,064**

(22) Filed: **Aug. 21, 2012**

(30) **Foreign Application Priority Data**

Feb. 21, 2012 (EM) 001995598-0002

(51) **LOC (10) Cl.** **09-03**

(52) **U.S. Cl.**
USPC **D9/424**

(58) **Field of Classification Search**

USPC D9/415, 414, 416, 418, 419, 428, 442, D9/447, 430, 432-433, 456, 424, 503, 501, D9/695, 696, 697, 699, 690, 686, 688, 689, D9/711, 715, 721, 710, 718, 736, 740, 743, D9/744, 749, 757, 767, 772, 781, 753, 742, D9/739, 72, 766, 769, 776, 778-79, 783, D9/431; 206/395, 397-398, 223, 736, 756, 206/495, 349, 760, 541, 784; 229/395, 938, 229/902, 409, 125.05, 116.1; D7/602, 608, D7/607, 615, 611, 612, 619.1, 598

See application file for complete search history.

(56) **References Cited**

U.S. PATENT DOCUMENTS

D440,874 S *	4/2001	Shurtleff et al.	D9/425
D530,632 S *	10/2006	Kaposi	D10/46.2
D532,321 S *	11/2006	Heiligenstein et al.	D10/46.2
D538,439 S *	3/2007	Segawa et al.	D24/227
D541,110 S *	4/2007	Wasserman et al.	D7/584
D542,098 S *	5/2007	Wasserman et al.	D7/584
D542,649 S *	5/2007	Sagel et al.	D9/759
D544,790 S *	6/2007	Bouveret et al.	D9/428
D548,069 S *	8/2007	Sagel et al.	D9/425
D554,434 S *	11/2007	Morrison et al.	D7/529
D577,615 S *	9/2008	Markfelder	D10/46.2
D646,164 S *	10/2011	Mongeon et al.	D9/445
D658,493 S *	5/2012	Cometto	D9/424

* cited by examiner

Primary Examiner — Ian Simmons

Assistant Examiner — Rhea Shields


(57) **CLAIM**

The ornamental design for a capsule, as shown.

DESCRIPTION

FIG. 1 is a perspective view showing my design;
FIG. 2 is a front elevational view thereof,
FIG. 3 is a rear elevational view thereof;
FIG. 4 is a right side elevational view thereof;
FIG. 5 is a left side elevational view thereof;
FIG. 6 is a top plan view thereof; and,
FIG. 7 is a bottom plan view thereof.

1 Claim, 5 Drawing Sheets






FIG. 1

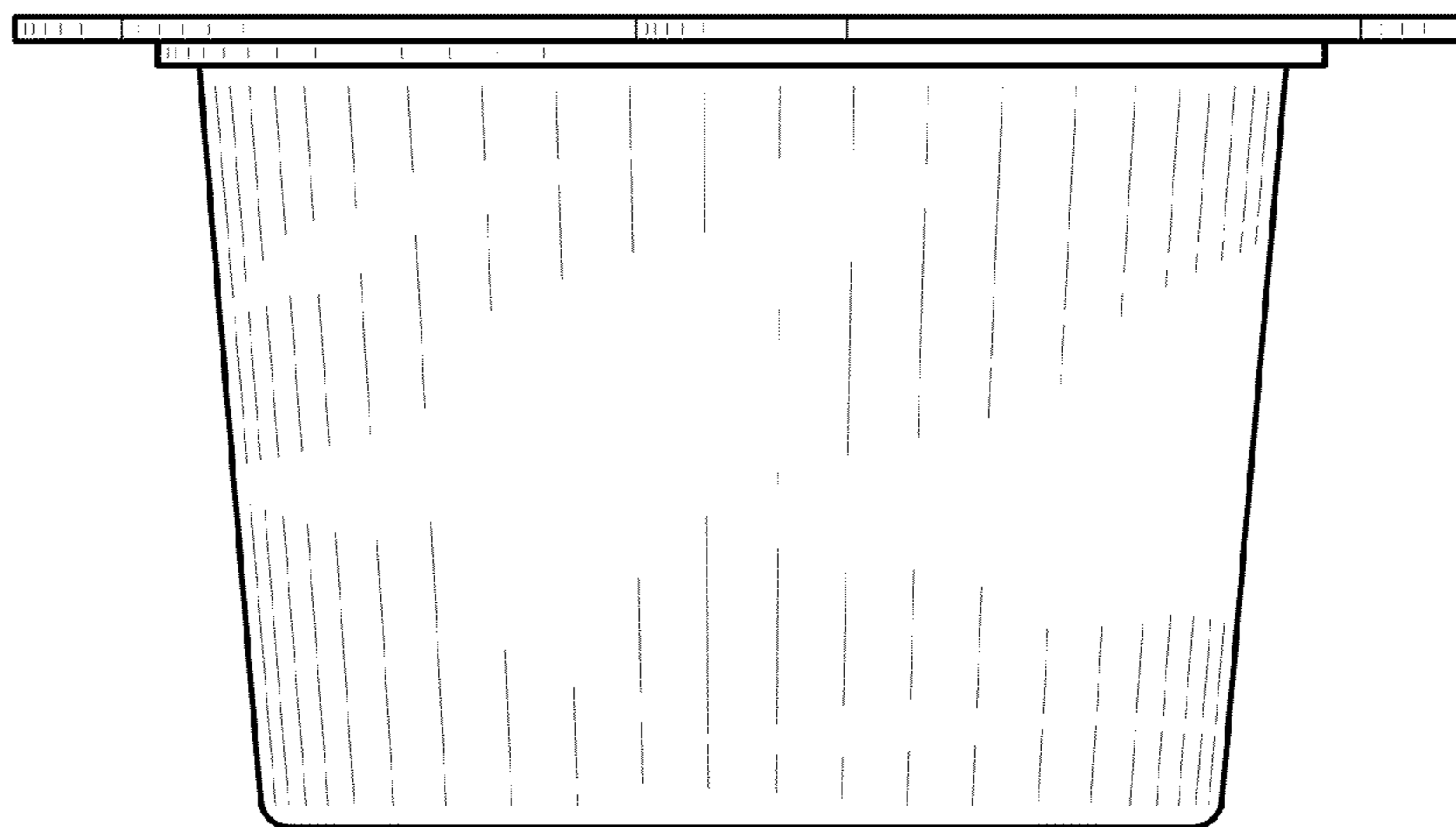


FIG. 2

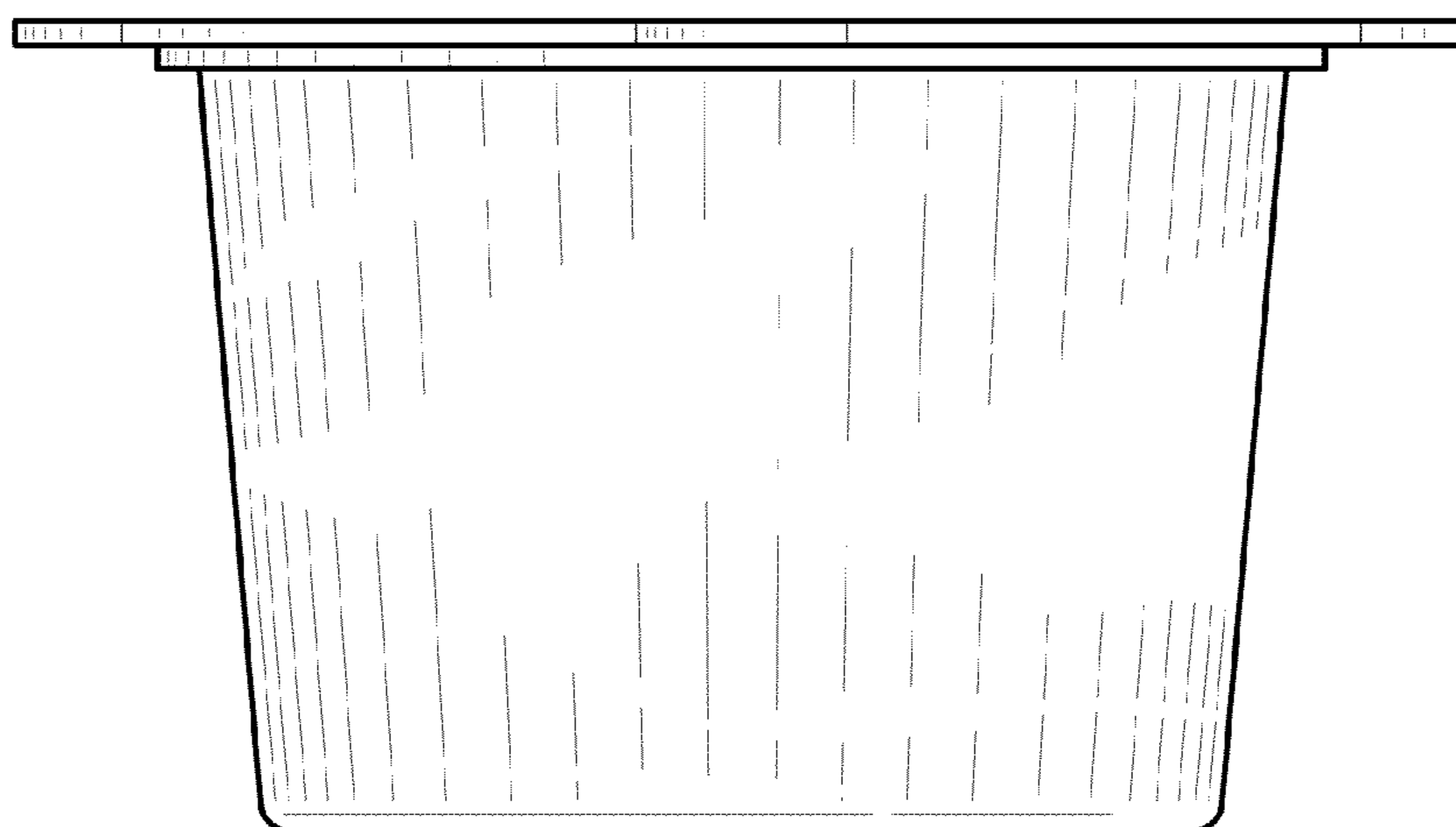


FIG. 3

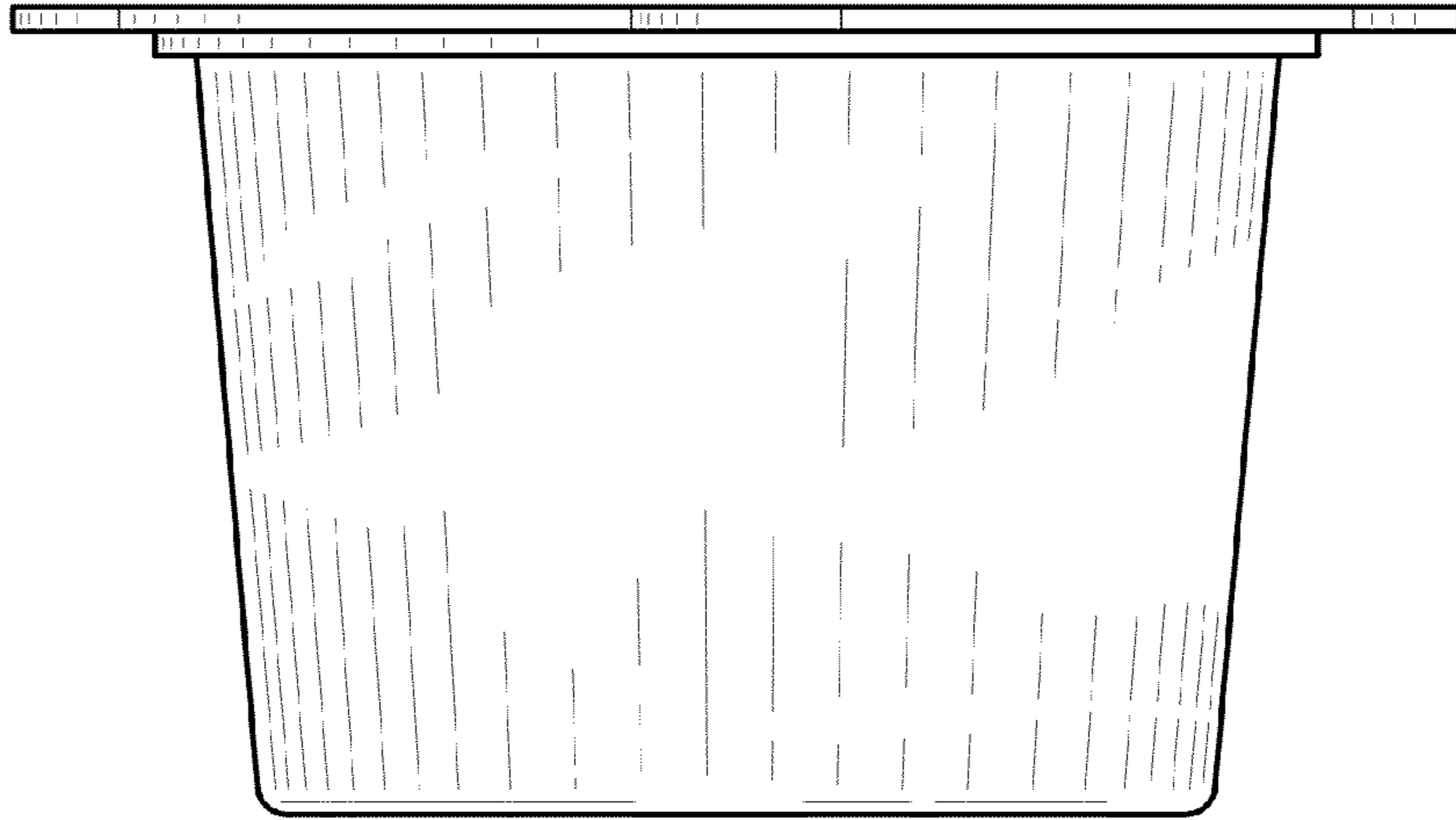


FIG. 4

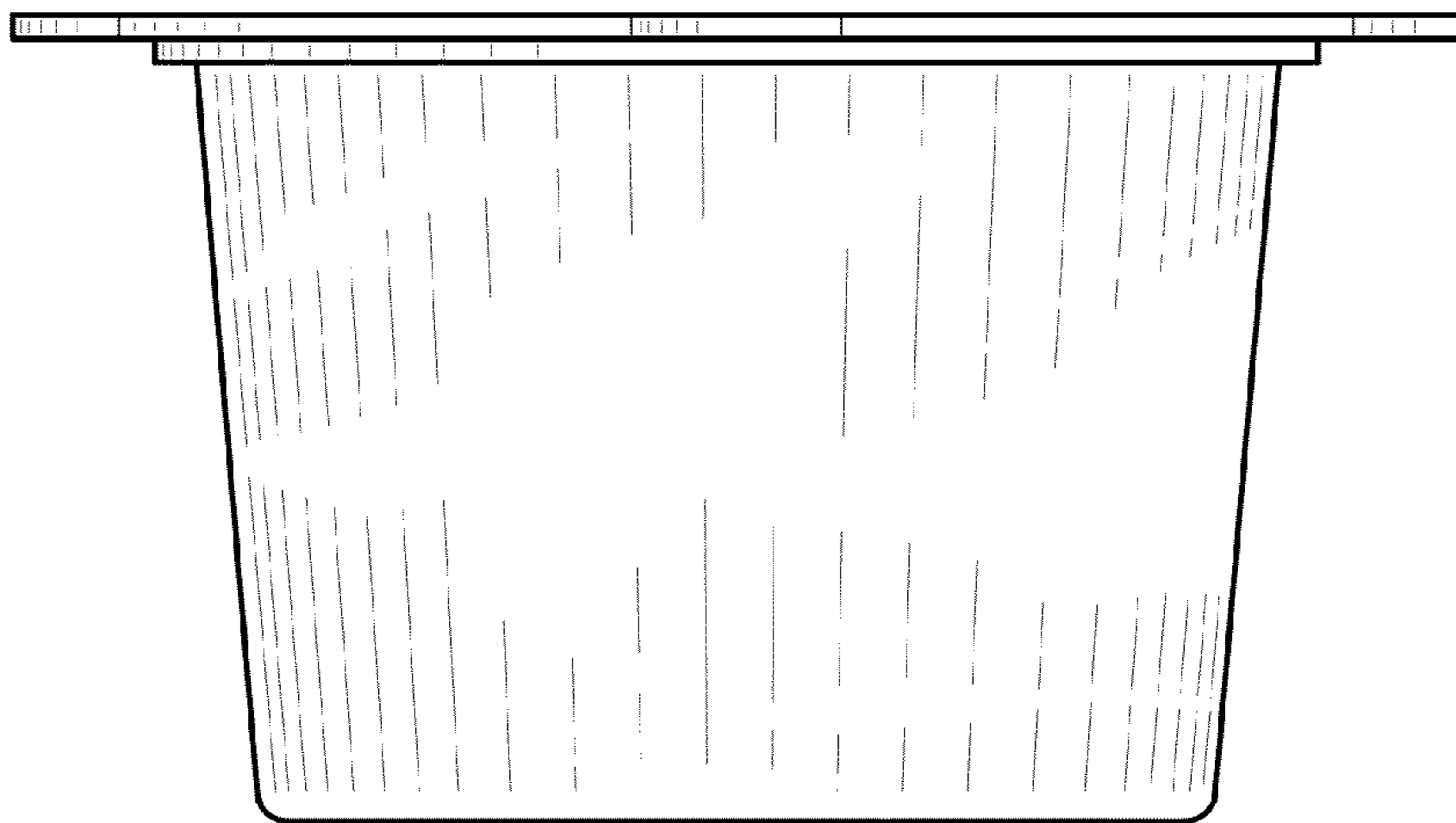


FIG. 5




FIG. 6

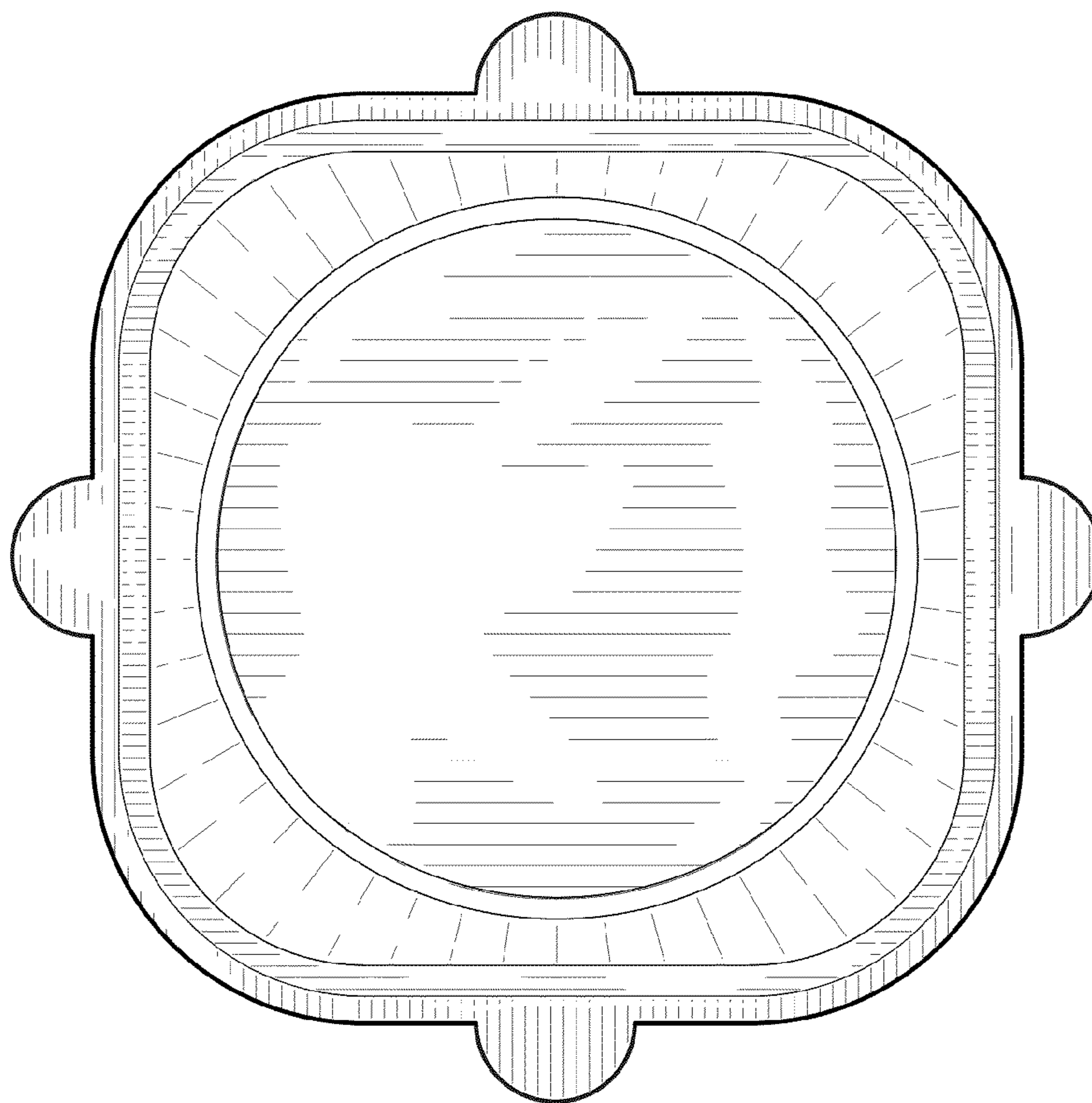


FIG. 7